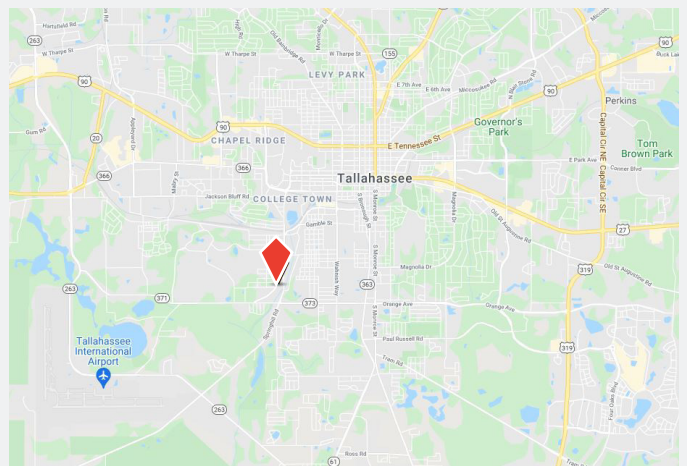
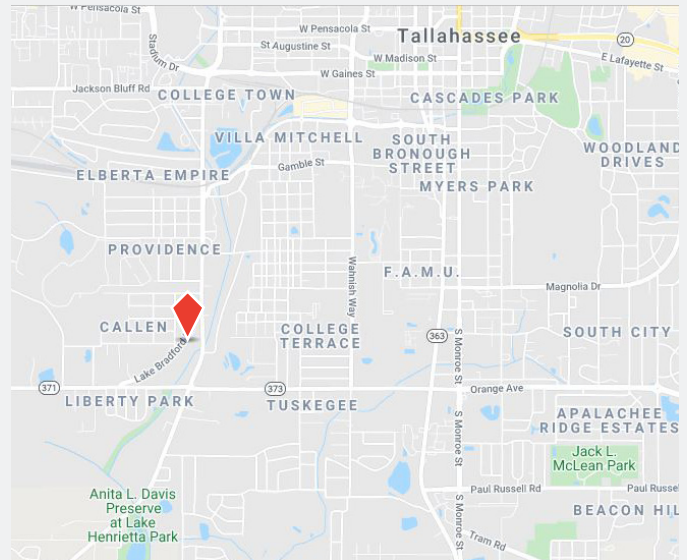


**INDUSTRIAL FLEX/
WAREHOUSE SPACE
FOR LEASE**

2289 Lake Bradford Road

2289 LAKE BRADFORD ROAD • TALLAHASSEE, FL • 32310



PROPERTY OVERVIEW

Property Size	12,000 SF
Property Type	Industrial / Flex / Warehouse
Year Built	2021
Zoning	M-1 (Light Industrial)
Submarket	Southwest Tallahassee

PROPERTY FEATURES

- + Newer construction at Gateway Commercial Center
- + Drive in roll-up doors
- + Excellent street visibility

LOCATION

- + Close proximity to interchange I-10 and Capital Circle NE
- + Ideally situated minutes from Tallahassee International Airport, Florida State University and Florida A & M University
- + Surrounded by stores and restaurants



Jennie Kempner
(850) 443-3090 mobile
jkempner@ciminelli.com

Ciminelli
REAL ESTATE SERVICES
PROCTOR & LONG GROUP

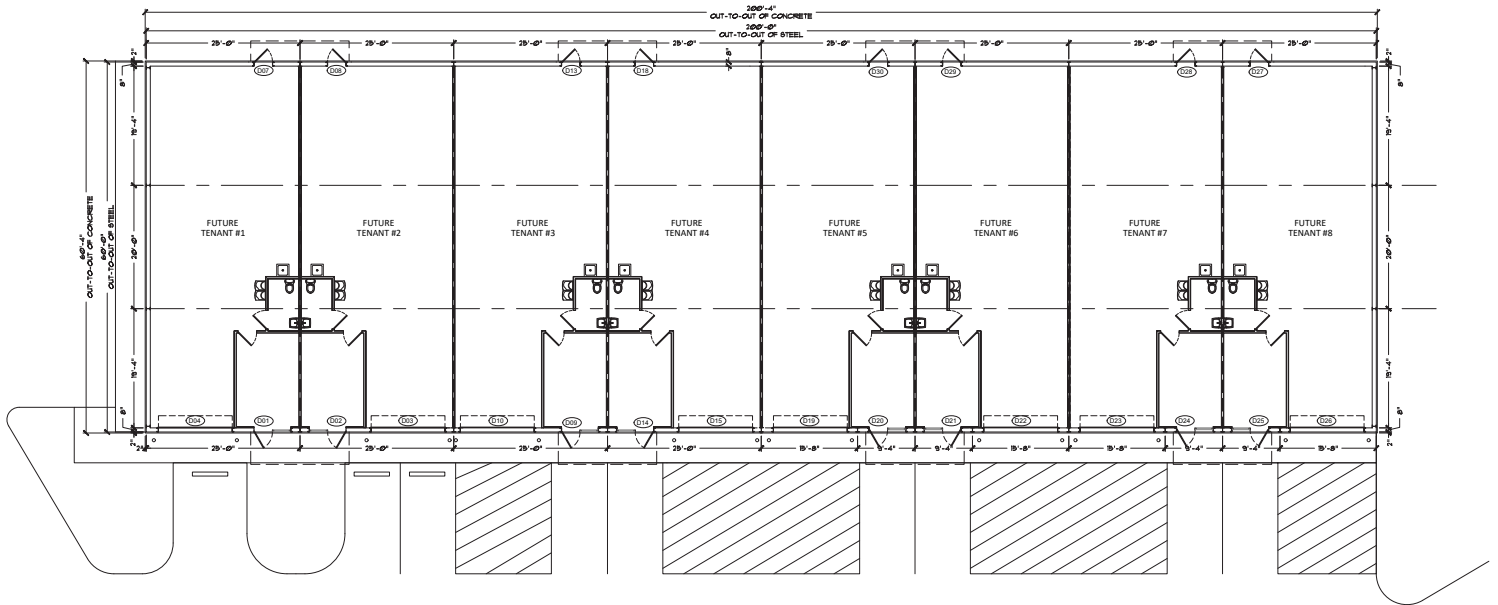
**INDUSTRIAL FLEX/
WAREHOUSE SPACE
FOR LEASE**

2289 Lake Bradford Road

2289 LAKE BRADFORD ROAD • TALLAHASSEE, FL • 32310



SITE PLAN



Jennie Kempner
(850) 443-3090 mobile
jkempner@ciminelli.com

Ciminelli
REAL ESTATE SERVICES
PROCTOR & LONG GROUP