

Palomar Plaza San Marcos, CA

FOR LEASE | 700 - 760 S RANCHO SANTA FE RD

SHOP SPACE & 7,595 SF JUNIOR ANCHOR SPACE AVAILABLE

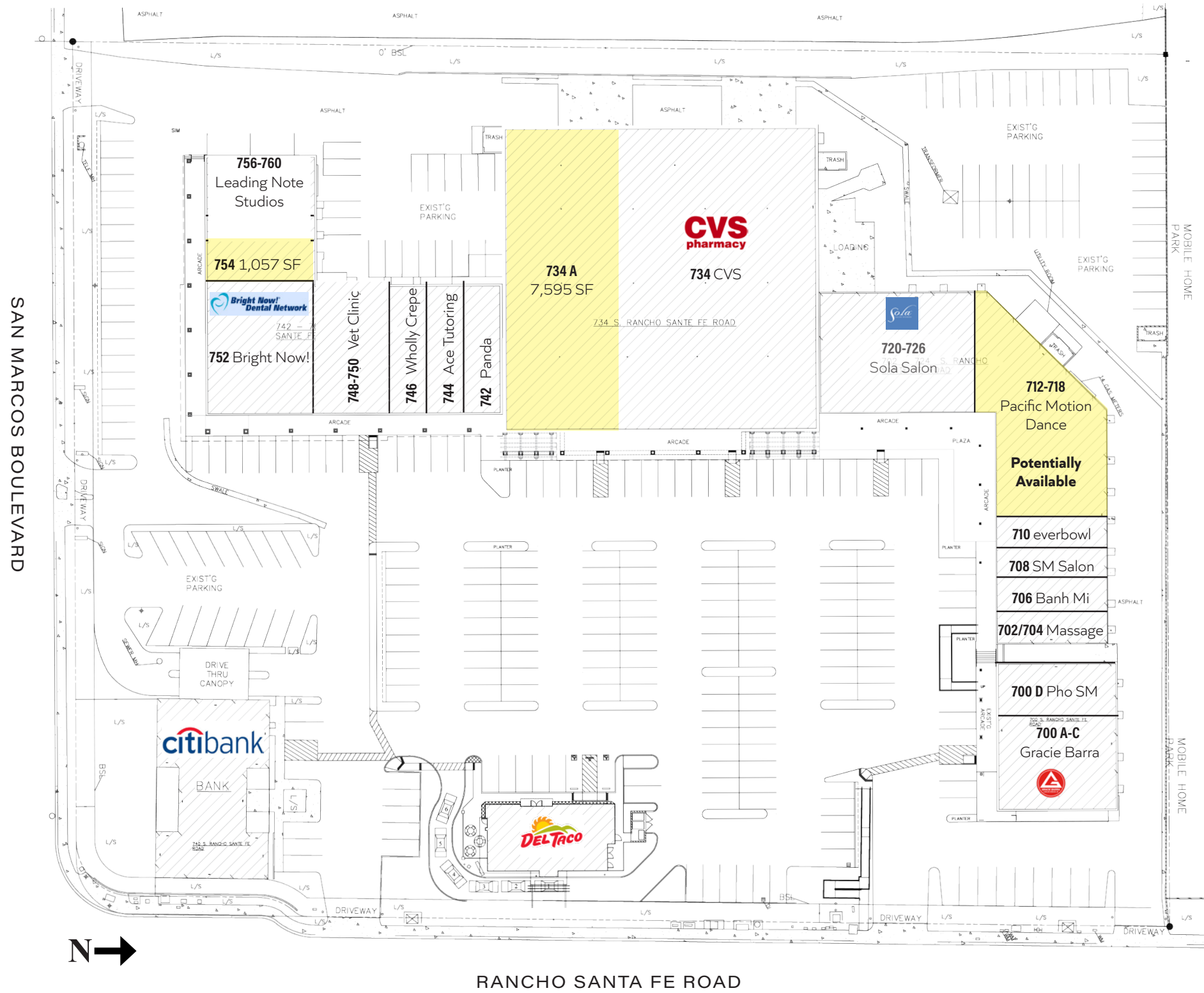


RON PEPPER
858.523.2085
rpepper@retailinsite.net
Lic. 00865929

BRIAN G. PYKE
858.324.6103
bpyke@retailinsite.net
Lic. 01506790



- 73,000 SF shopping center anchored by CVS, Sola Salon, Citibank, and Del Taco
- 7,595 SF junior anchor space available
- 1,057 SF shop space available
- Located at the prime intersection of Rancho Santa Fe Road & San Marcos Boulevard
- Highly active intersection with VONS, Albertsons, 24 Hr Fitness, Del Taco, CVS, Citibank, & Sola Salon
- Across the street from the newly renovated, state-of-the-art, San Marcos High School
- Recently upgraded center with high-end finishes and excellent curb appeal and signage
- Busy intersection with average daily traffic counts in excess of 75,000 cars per day

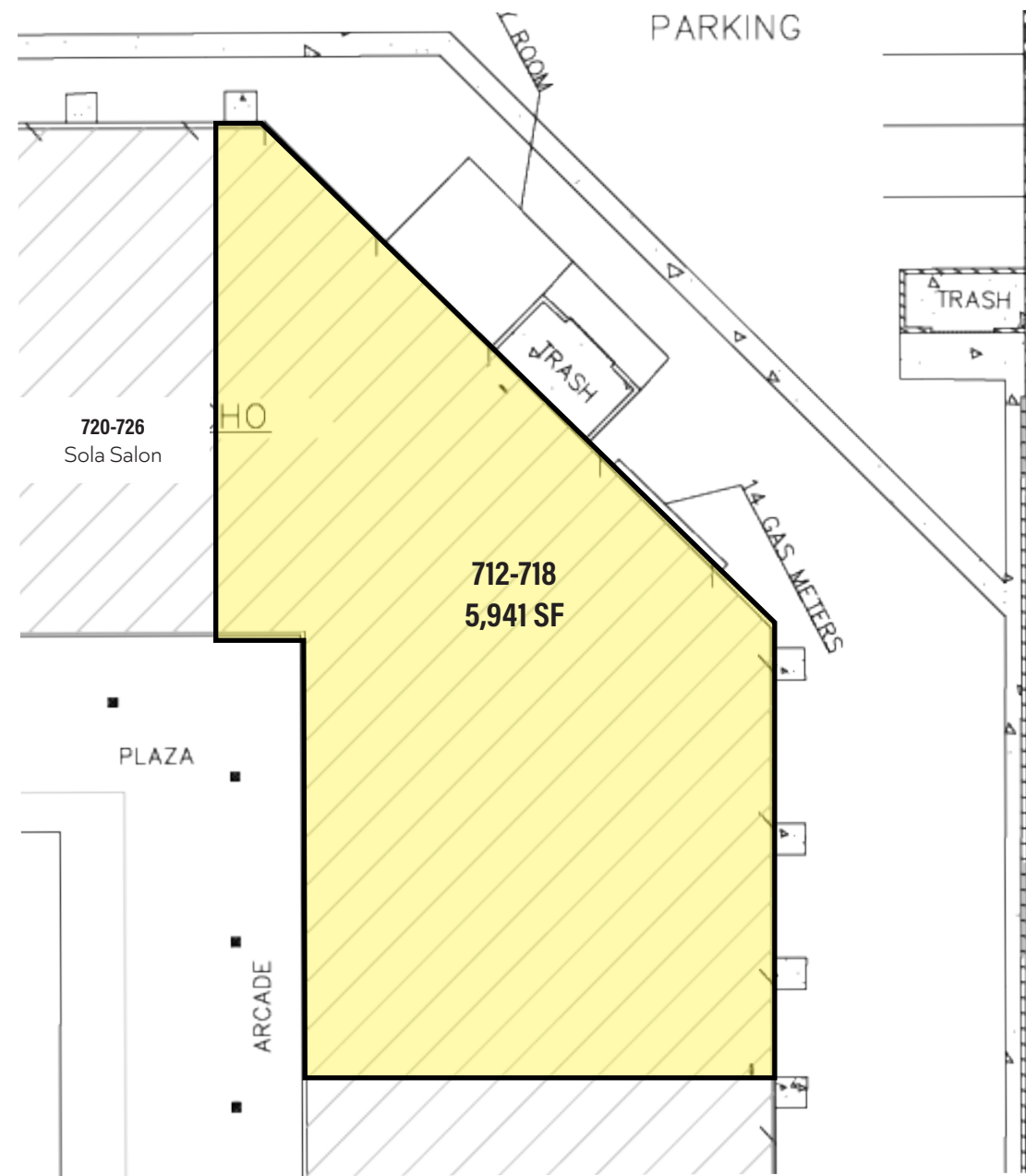


Available

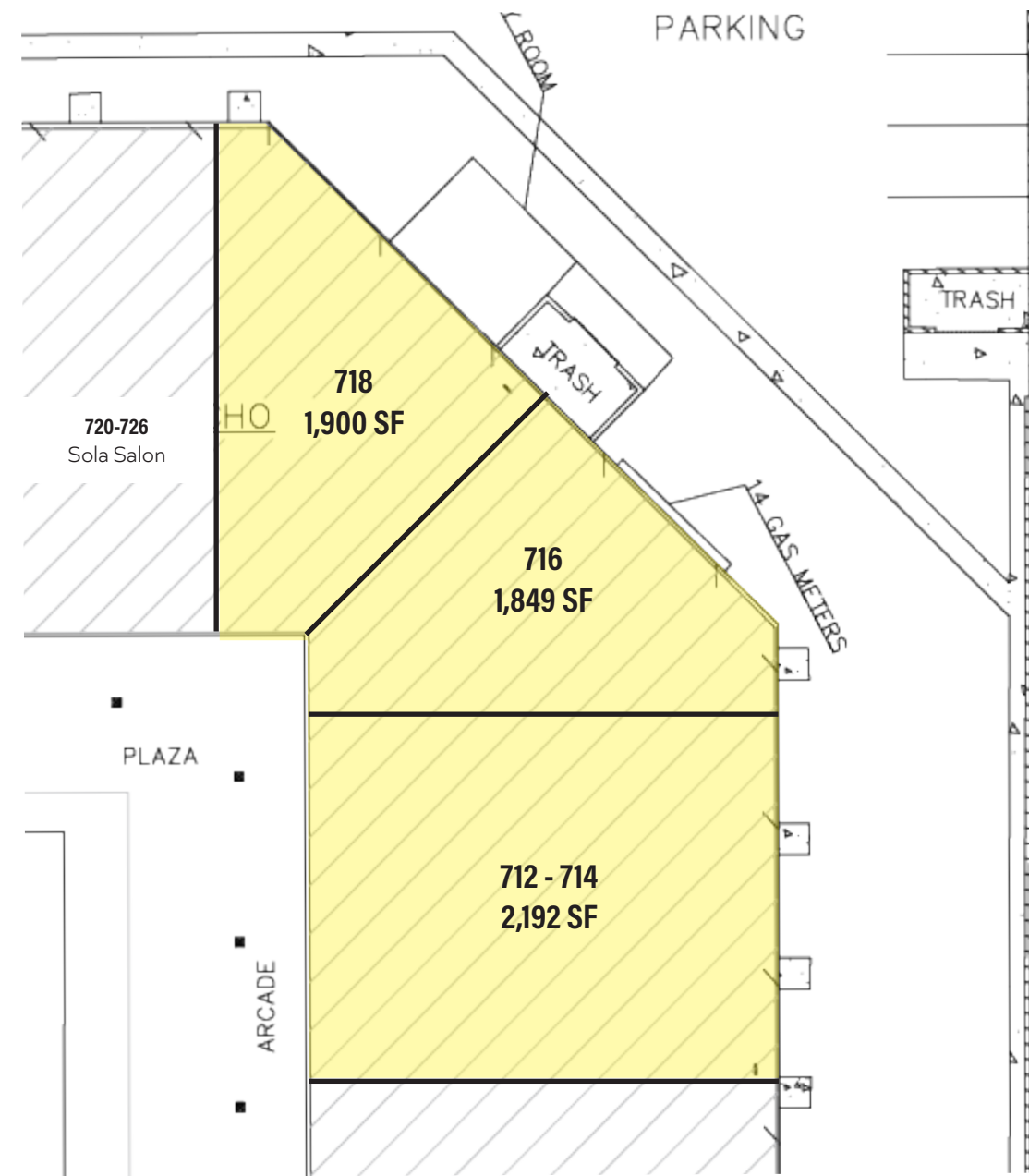
Suite Tenant/Availability

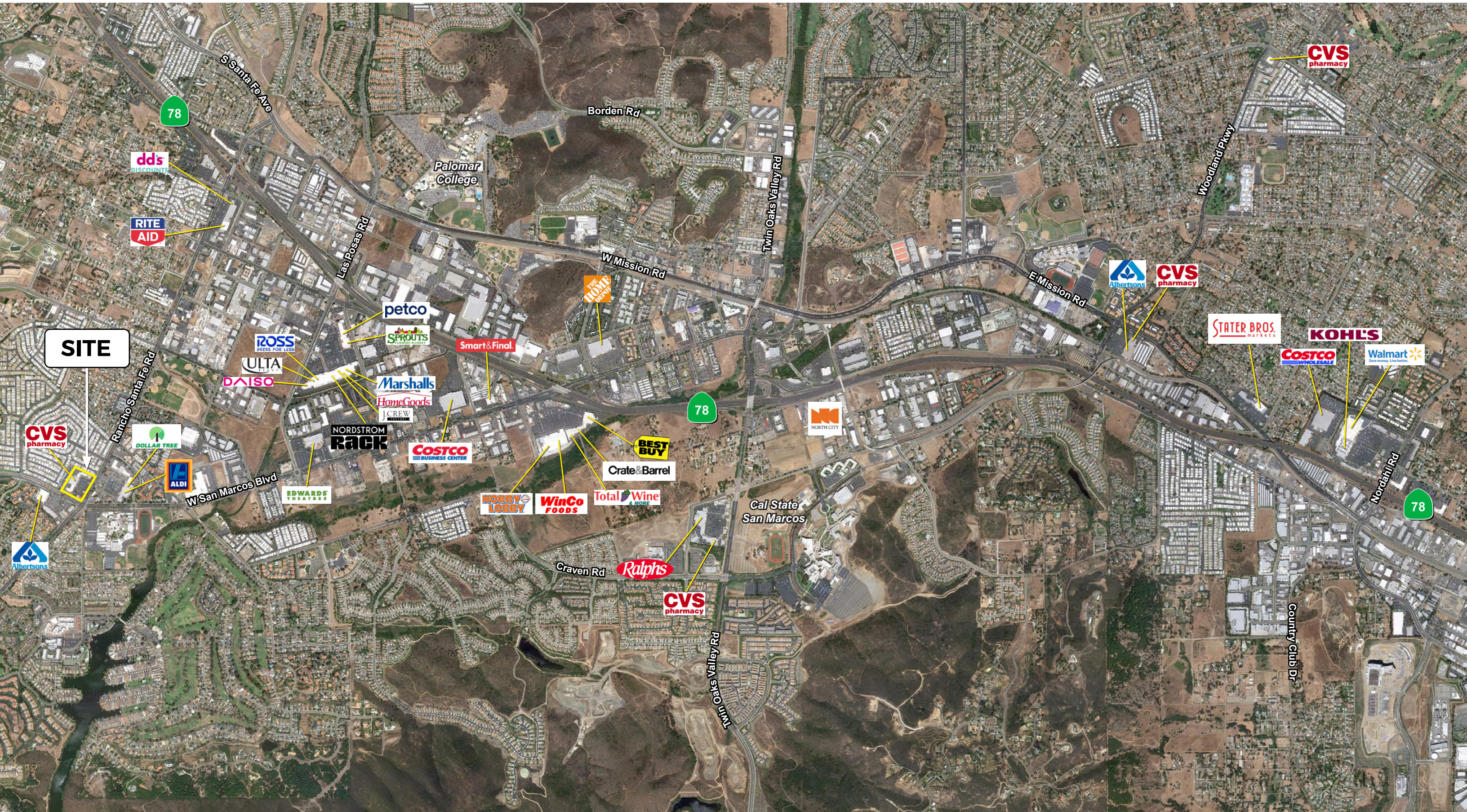
700 A-C	Gracie Barra
700 D	Pho San Marcos
702/704	Miracle Massage
706	Banh Mi
708	SM Salon
710	everbowl
712-718	Potentially Available - 5,941 SF (Can be demised)
720-726	Sola Salon
734	CVS
734 A	Available - 7,595 SF
736	Del Taco
740	Citibank
742	Panda Gardens
744	Ace Tutoring
746	Wholly Crepe
748	Vet Clinic
750	Vet Clinic
752	Bright Now! Dental
754	Available - 1,057 SF
756-760	Leading Note Studios

Combined



Demised







Palomar Plaza

CVS/pharmacy
everbowl
Sola
LES PACO
Bright Now! Dental Network

Rancho San Marcos Village

ALDI
DOLLAR TREE
UnionBank
WELLS FARGO
7 ELEVEN
STARBUCKS COFFEE

San Marcos Plaza

FedExOffice
Albertsons
CHASE

San Marcos High School



SAN MARCOS BLVD + RANCHO SANTA FE RD | SAN MARCOS, CA

ESTIMATED 2025 · CALCULATED USING PROPORTIONAL BLOCK GROUPS



POPULATION

	1 MILE	3 MILES	5 MILES
Estimated Population	13,766	100,794	212,877
Forecasted Population (2025)	14,270	105,225	220,816



HOUSEHOLDS

Households	5,890	34,028	73,940
------------	-------	--------	--------



AVG HHD INCOME

Estimated Avg Household Income	\$93,458	\$130,029	\$137,922
Avg Family Income	\$82,763	\$114,321	\$122,004



MEDIAN HH INCOME

Estimated Median Household Income	\$61,674	\$91,389	\$101,133
Median Family Income	\$56,435	\$82,487	\$90,636



PER CAPITA INCOME

Est. Proj. Per Capita Income	\$38,068	\$44,011	\$47,719
------------------------------	----------	----------	----------



OTHER INCOME

Est. Proj. Median Disposable Income	\$48,029	\$65,576	\$72,187
-------------------------------------	----------	----------	----------



DAYTIME DEMOS

Total Number of Businesses	919	5,447	11,143
Total Number of Employees	6,935	50,043	104,303



RACE & ETHNICITY

	1 MILE	3 MILES	5 MILES
White	9,451 68.65%	63,748 63.25%	144,571 67.91%
Black or African American	270 1.96%	2,424 2.40%	4,885 2.29%
American Indian & Alaskan Native	85 0.62%	599 0.59%	1,313 0.62%
Asian	748 5.43%	9,827 9.75%	18,802 8.83%
Hawaiian & Pacific Islander	28 0.20%	330 0.33%	672 0.32%
Other Race	2,573 18.6%	18,205 18.06%	30,660 14.40%
Two or More Races	611 4.44%	5,660 5.62%	11,976 5.63%



AGE DISTRIBUTION

Median Age	50.5 yrs	35.8 yrs	37.7 yrs
------------	----------	----------	----------



HOUSING

Total Housing Units	5,890	34,028	73,940
---------------------	-------	--------	--------