



EAST TAMPA

AVAILABLE FOR LEASE
Q1 2027 DELIVERY



CROW HOLDINGS

CAPITAL



UP TO 351,464 SF

BUILDING 100
175,732 SF

BUILDING 200
175,732 SF

504-558 S. FALKENBURG ROAD, TAMPA, FL 33619



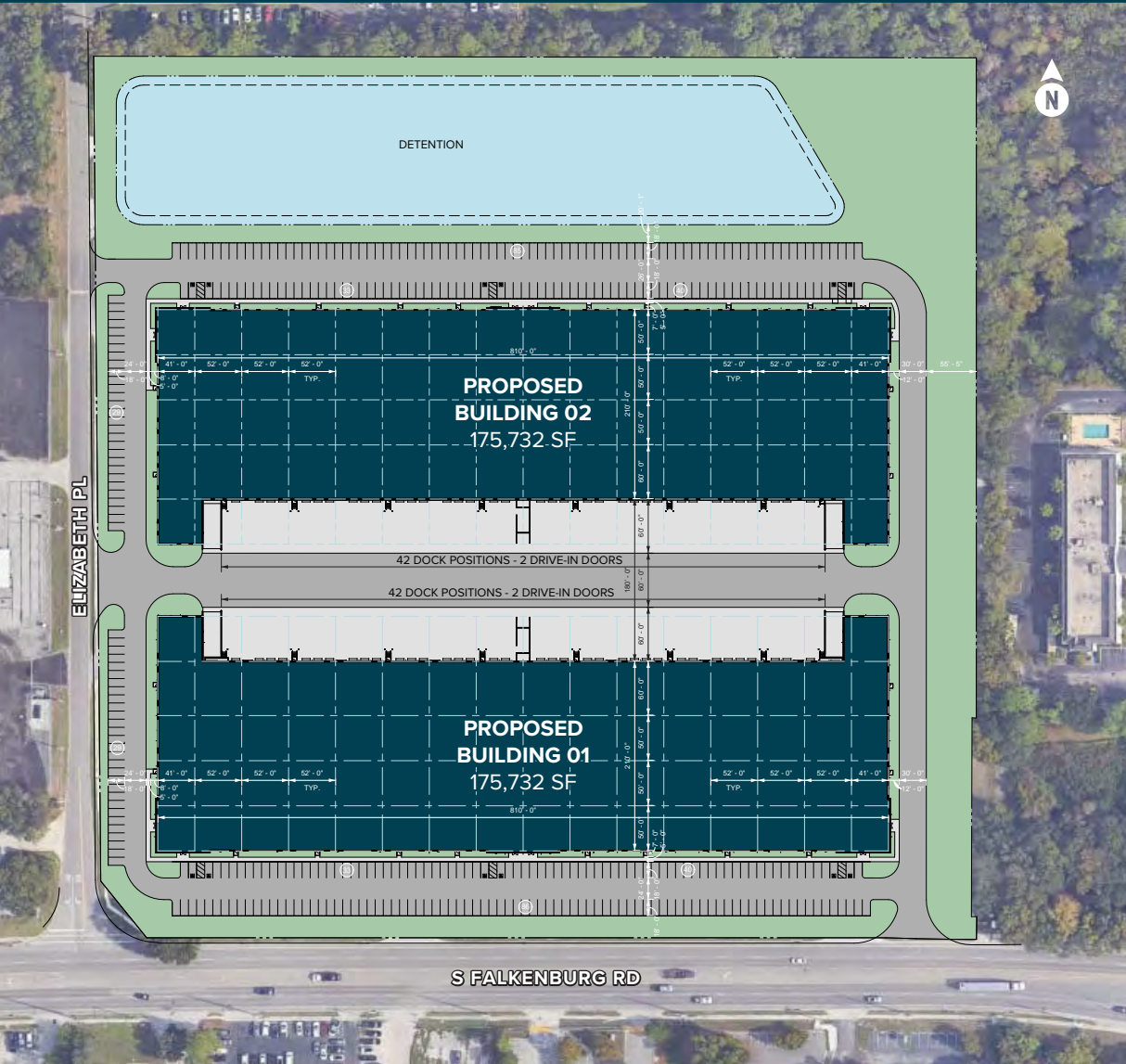
Rian Smith, SIOR
+1 813 380 7388
rian.smith@cbre.com

Kris Courier
+1 813 273 8442
kris.courier@cbre.com



EAST TAMPA

Bullseye Logistics is a speculative development in East Tampa, located immediately off I-75 and E Adamo, with frontage on Falkenburg. It offers excellent connectivity to I-4, I-75, and US 301. The park will consist of two rear-load, 32' clear, Class A, tilt-wall buildings, with delivery slated for Q1 2027.



BUILDING 1

Address	504-520 S. Falkenburg Road, Tampa, FL 33619
Building SF	175,732 SF
Available SF	175,732 SF
Office SF	2,901 SF & 1,686 SF
Clear Height	32'
Sprinkler System	ESFR
Dock-High Doors	42 (9' x 10')
Drive-In Doors	2 (12' x 16')
Column Spacing	52' x 50', 60' speed bay
Building Dimensions	810' x 210'
Truck Court	180' (shared)
Dock Equipment	2 dock bumpers per door, 6 mechanical dock levelers per building
Car Parks	189
Concrete Slab	6"
Power	1,600A
Roof	60 mil TPO, R-19.2 insulation, 20 year warranty
Lighting	LED, 30 foot candles (FC)
Delivery Date	Q1 2027

BUILDING 2

Address	540-558 S. Falkenburg Road, Tampa, FL 33619
Building SF	175,732 SF
Available SF	175,732 SF
Office SF	2,901 SF & 1,686 SF
Clear Height	32'
Sprinkler System	ESFR
Dock-High Doors	42 (9' x 10')
Drive-In Doors	2 (12' x 16')
Column Spacing	52' x 50', 60' speed bay
Building Dimensions	810' x 210'
Truck Court	180' (shared)
Dock Equipment	2 dock bumpers per door, 6 mechanical dock levelers per building
Car Parks	188
Concrete Slab	6"
Power	1,600A
Roof	60 mil TPO, R-19.2 insulation, 20 year warranty
Lighting	LED, 30 foot candles (FC)
Delivery Date	Q1 2027



LOCATION

Unrivalled access within Hillsborough County and beyond

Tampa
14 min

Sarasota
50 min

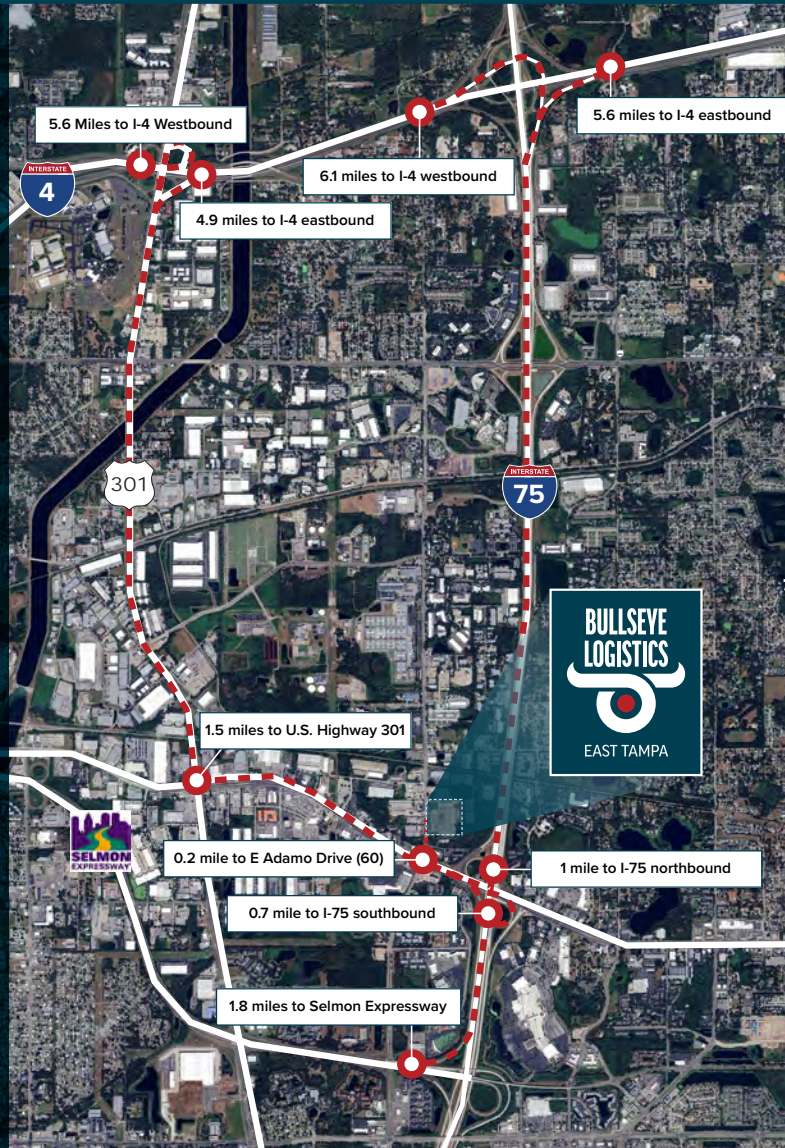
Orlando
1 hour 15 min

Ft Myers
1 hour 50 min

Jacksonville
3 hours

Ft Lauderdale
3 hours 30 min

Miami
3 hours 50 min

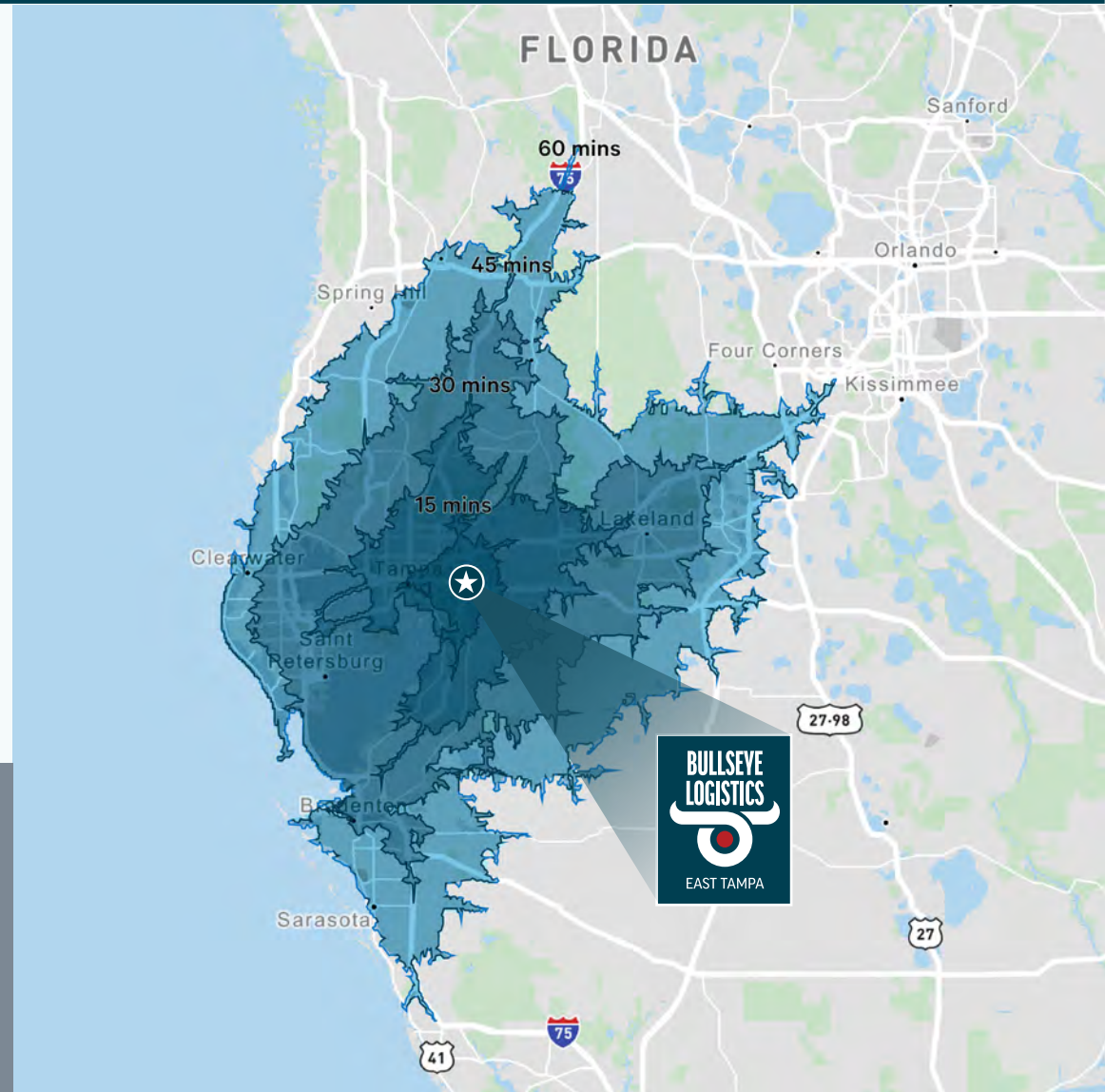


LOCATION



	15 MINUTES	30 MINUTES	45 MINUTES	60 MINUTES
2025 Businesses	14,421	56,926	119,013	172,745
2025 Employees	163,406	610,623	1,217,036	1,722,653
2025 Population	251,726	1,368,736	3,037,344	4,342,037
2030 Population	268,500	1,451,717	3,242,188	4,637,105
2025 Households	100,724	532,041	1,226,434	1,794,128
2030 Households	108,919	567,476	1,317,804	1,928,259
2025 Average HH Income	\$95,473	\$111,831	\$111,600	\$112,235
2030 Average HH Income	\$107,030	\$125,557	\$125,337	\$125,790
2025 Median HH Income	\$72,933	\$79,728	\$80,415	\$80,098
2030 Median HH Income	\$82,321	\$92,685	\$93,657	\$92,913

Over 4M people within a 60 minute drive growing at an annual rate of 1.57% between 2020-2025





EAST TAMPA



CONTACT INFORMATION



Rian Smith, SIOR

+1 813 380 7388
rian.smith@cbre.com

Kris Courier

+1 813 273 8442
kris.courier@cbre.com

© 2026 CBRE, Inc. All rights reserved. This information has been obtained from sources believed reliable but has not been verified for accuracy or completeness. CBRE, Inc. makes no guarantee, representation or warranty and accepts no responsibility or liability as to the accuracy, completeness, or reliability of the information contained herein. You should conduct a careful, independent investigation of the property and verify all information. Any reliance on this information is solely at your own risk. CBRE and the CBRE logo are service marks of CBRE, Inc. All other marks displayed on this document are the property of their respective owners, and the use of such marks does not imply any affiliation with or endorsement of CBRE. Photos herein are the property of their respective owners. Use of these images without the express written consent of the owner is prohibited.



**CROW
HOLDINGS**

CAPITAL