

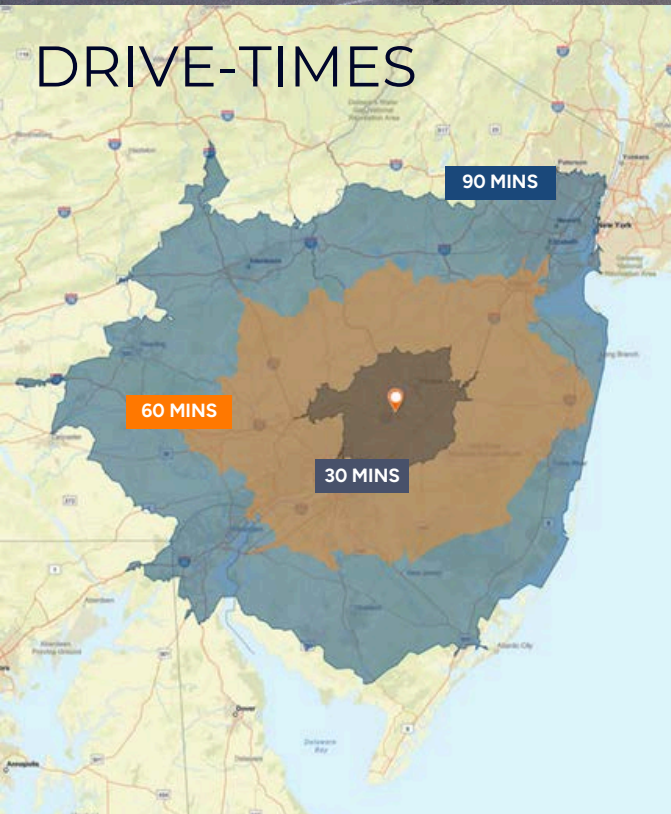


45 RUNWAY ROAD

LEVITTOWN, PA

4,800 SF


DRIVE-TIMES



- 672 SF OFFICE
- 4,128 SF WAREHOUSE
- BUILT IN 1995
- ONE (1) LOADING DOCK
- CLEAR SPAN
- 24' CLEAR HEIGHT
- .33/3,000 WET SYSTEM
- 100 AMP, 480V, 3-PHASE ELECTRICAL SERVICE
- AMPLE PARKING

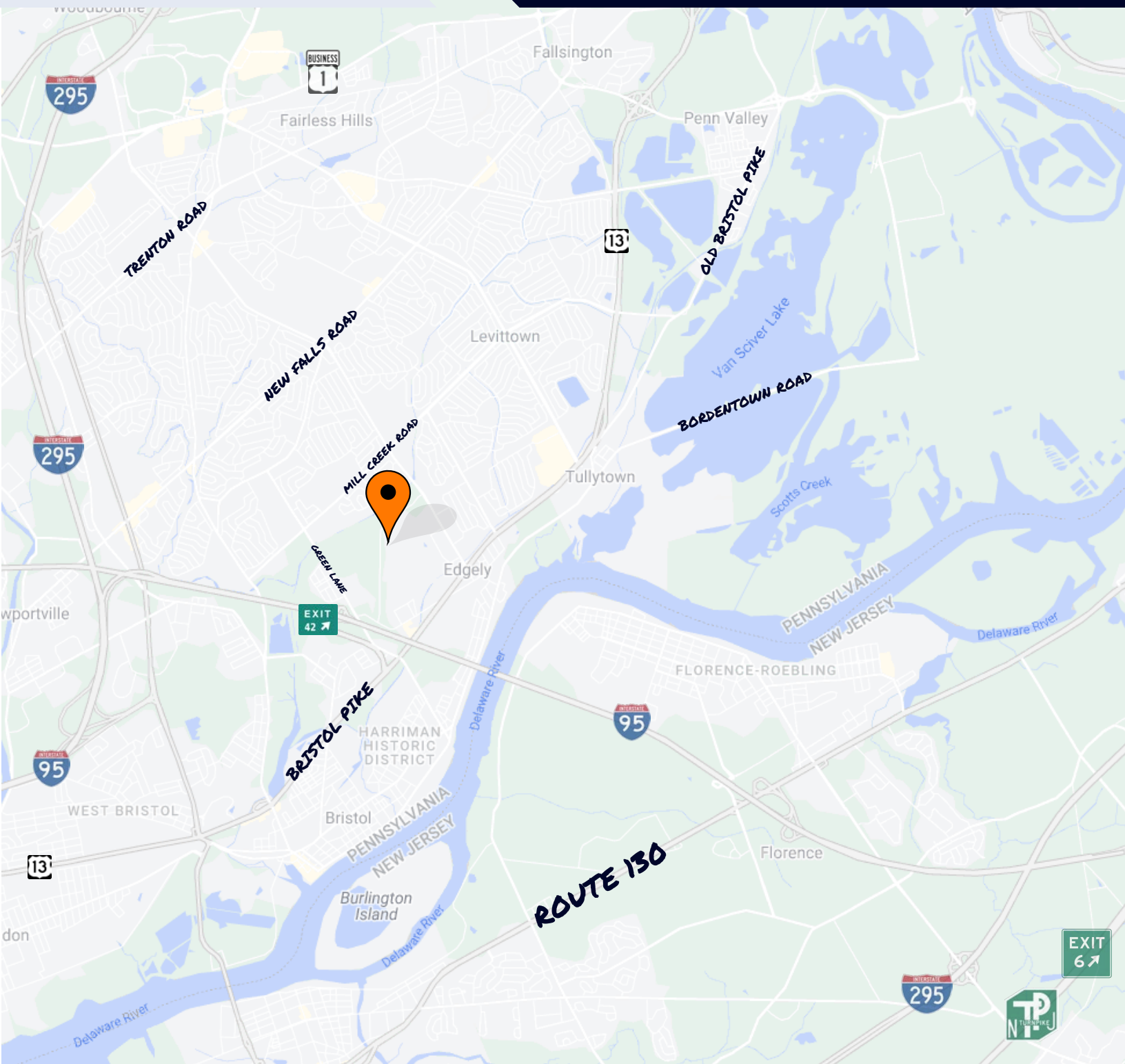
45 RUNWAY ROAD LEVITTOWN, PA

SITE PLAN



45 RUNWAY ROAD LEVITTOWN, PA

AREA MAP



FOR MORE INFORMATION

JASON FISCH, BROKER | VICE PRESIDENT OF LEASING
☎ 732-258-3400 ✉ JASON.FISCH@GREEKREP.COM

PATRICK REISTROM | SENIOR LEASING ASSOCIATE
☎ 732-609-5829 ✉ PATRICK.REISTROM@GREEKREP.COM



1 KIMBERLY ROAD, SUITE 105
EAST BRUNSWICK, NJ 08816

