

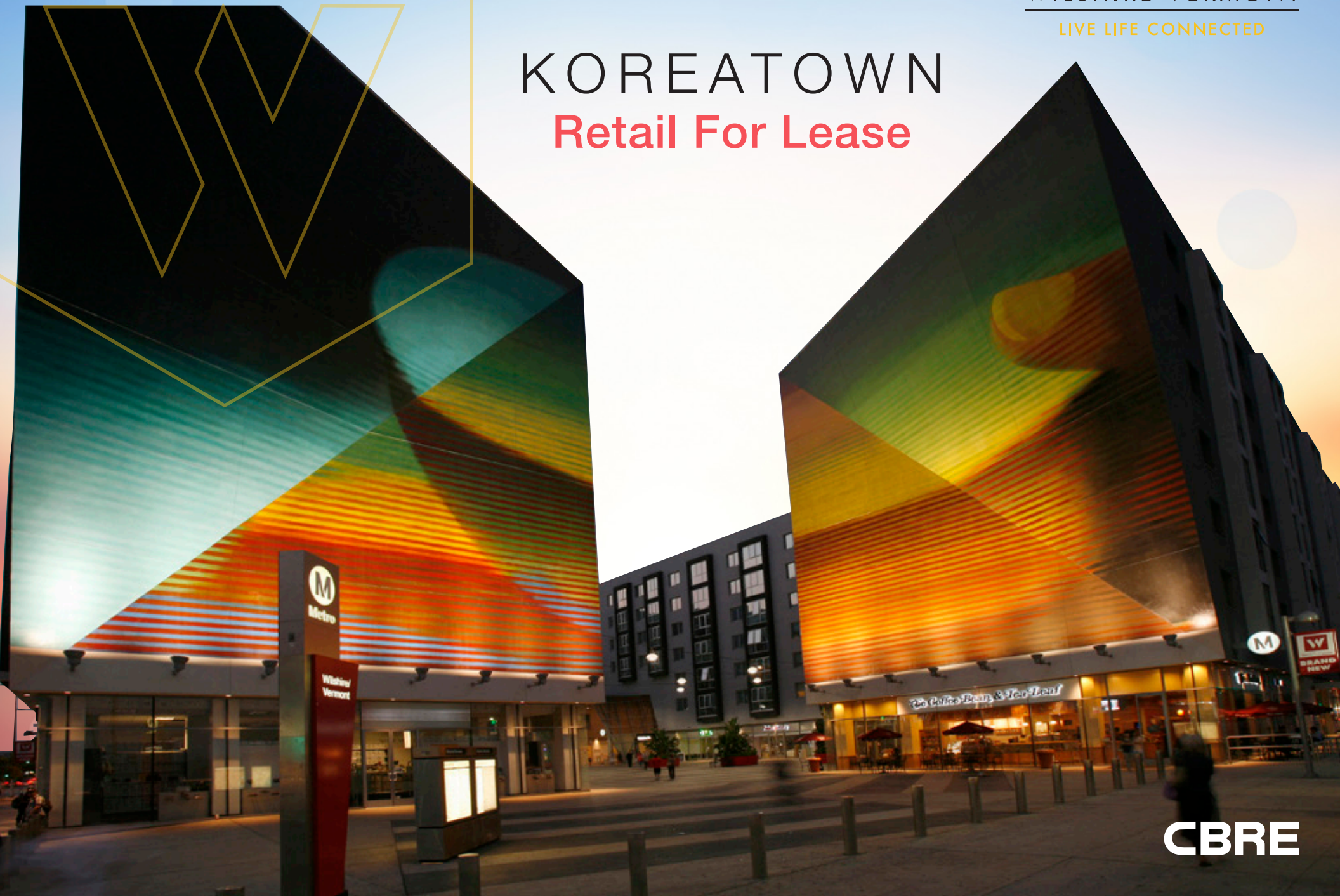


WILSHIRE VERMONT

LIVE LIFE CONNECTED

KOREATOWN

Retail For Lease



CBRE



Wilshire Vermont is a transit-oriented development that features 449 apartments above a collection of ground floor retail spaces. There is an entrance onsite to the Metro Wilshire/Vermont station, serving both the Red and Purple subway lines to Hollywood and Mid-city, respectively. Existing tenants include Chipotle, The Coffee Bean & Tea Leaf, Yogurtland, Chase Bank, and The UPS Store.

HIGHLIGHTS:



2nd Generation restaurant spaces available



Onsite parking available



Strong neighborhood demographics



Strong pedestrian traffic



Prominent signage opportunities



Walk Score – 96 (“Walker’s Paradise”)

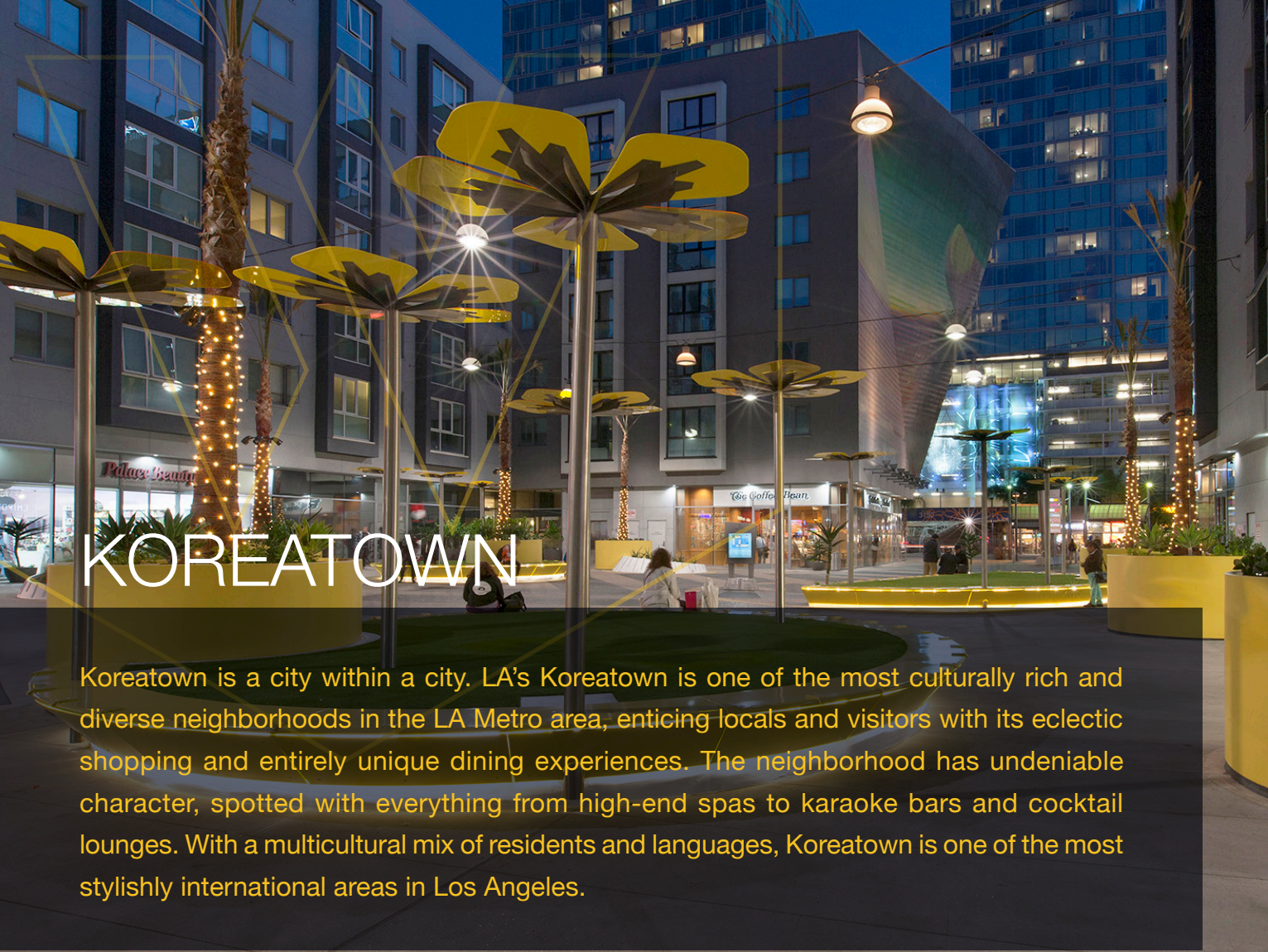
SITE PLAN



AVAILABILITIES

SUITE	SQUARE FEET	ASKING RENT
130	±1,395	\$4.25 PSF NNN
171	±1,854	\$4.25 PSF NNN
172	±1,886	\$4.25 PSF NNN
182A	±1,491	\$4.25 PSF NNN
197	±1,171	\$4.25 PSF NNN
198 & 199	±4,059 (divisible)	\$4.25 PSF NNN





KOREATOWN

Koreatown is a city within a city. LA's Koreatown is one of the most culturally rich and diverse neighborhoods in the LA Metro area, enticing locals and visitors with its eclectic shopping and entirely unique dining experiences. The neighborhood has undeniable character, spotted with everything from high-end spas to karaoke bars and cocktail lounges. With a multicultural mix of residents and languages, Koreatown is one of the most stylishly international areas in Los Angeles.



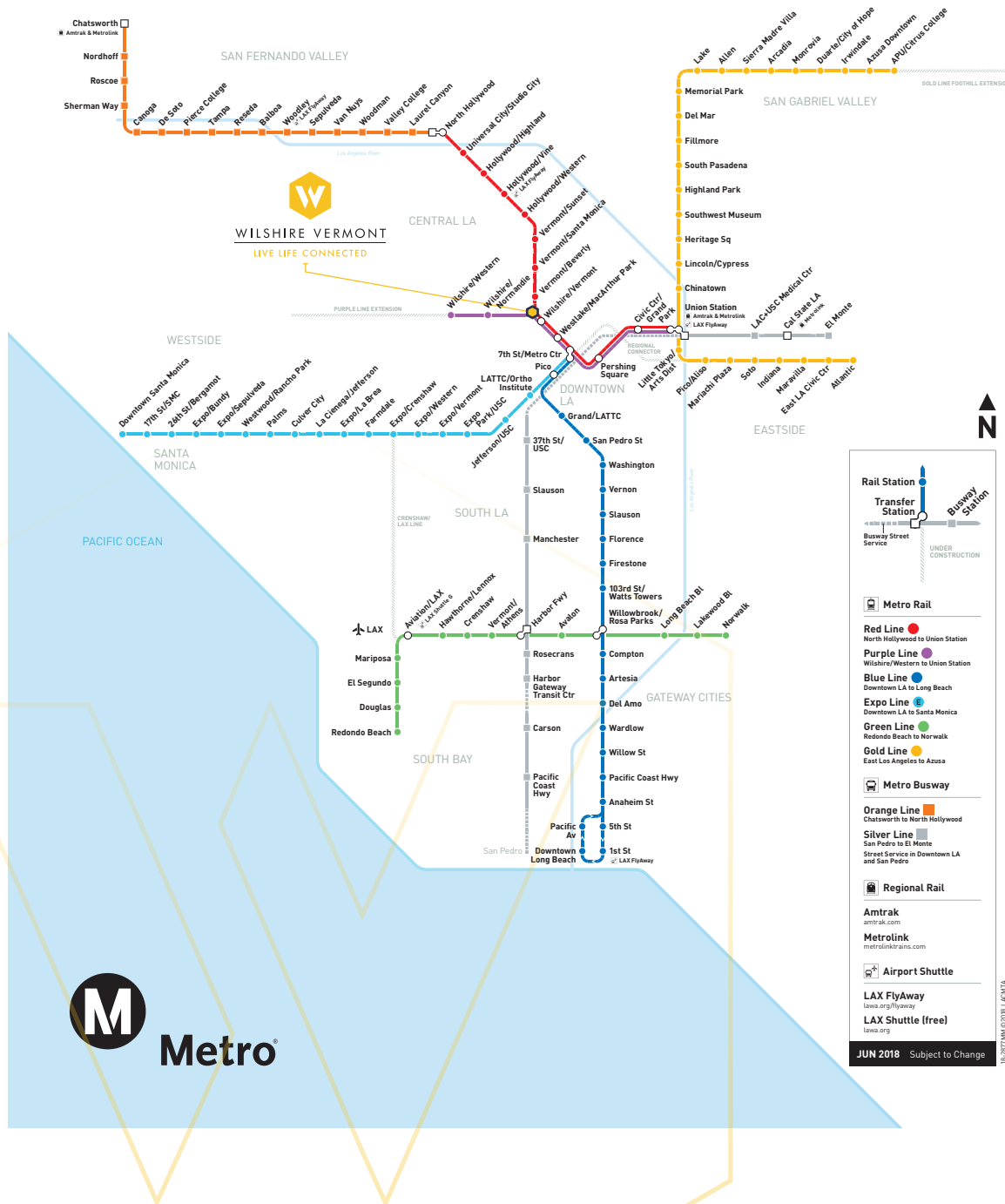
RETAIL AMENITIES MAP



370321



METRO OVERVIEW



- 3 Metro subway stations in Koreatown
- 7 minutes to Downtown LA
- Wilshire Vermont Station Ridership Stats (Source: Metro):
 - Weekday – 25,405
 - Weekend – 17,461
- Purple Line extension to the Westside
 - Projected 78,000+ daily trips once complete



AREA DEVELOPMENT

Koreatown is one of Los Angeles' fastest changing neighborhoods, with thousands of new residential units and hotel rooms under construction or planned. Over 2,000 residential units are expected to deliver within the next year.



3800 WEST 6TH STREET



CENTRAL PLAZA



SOUL K TOWN



VERMONT CORRIDOR



HANKEY JAMISON TOWER

AREA DEMOGRAPHICS

	1 MILE	3 MILES	5 MILES
PLACE OF WORK			
2019 Employees	54,282	348,913	592,763
POPULATION			
2019 Population	143,167	647,891	1,288,498
POPULATION GROWTH			
2019-2024 Annual Population Growth Rate	0.87%	0.95%	0.76%
GENDER			
Males	51.5%	51.4%	51.1%
Females	48.5%	48.6%	48.9%
AGE			
2019 Median Age	34.9	34.9	34.8
AVERAGE INCOME			
2019 Average Household Income	\$48,990	\$63,245	\$71,437





WILSHIRE VERMONT

LIVE LIFE CONNECTED

KOREATOWN

Retail For Lease

CALL +1 213 613 3272

DERRICK MOORE

Senior Vice President
Lic. 01029938
derrick.moore@cbre.com

DIANDRA DILLON

Sales Assistant
Lic. 02210049
diandra.dillon@cbre.com

SHIHO MOORE

Associate
Lic. 02224981
shiho.moore@cbre.com

PRISCILLA VEGA

Client Service Coordinator
Lic. 02075064
priscilla.vega@cbre.com

© 2024 CBRE, Inc. All rights reserved. This information has been obtained from reliable sources but has not been verified for accuracy or completeness. CBRE, Inc. makes no guarantee, representation, or warranty and accepts no responsibility or liability for the accuracy, completeness, or reliability of the information contained herein. You should conduct a careful, independent investigation of the property and verify all information. Any reliance on this information is solely at your own risk. CBRE and the CBRE logo are service marks of CBRE, Inc. All other marks displayed on this document are the property of their respective owners, and the use of such marks does not imply any affiliation with or endorsement of CBRE. Photos herein are the property of their respective owners. Use of these images without the express written consent of the owner is prohibited.

CBRE