

THE JAMES

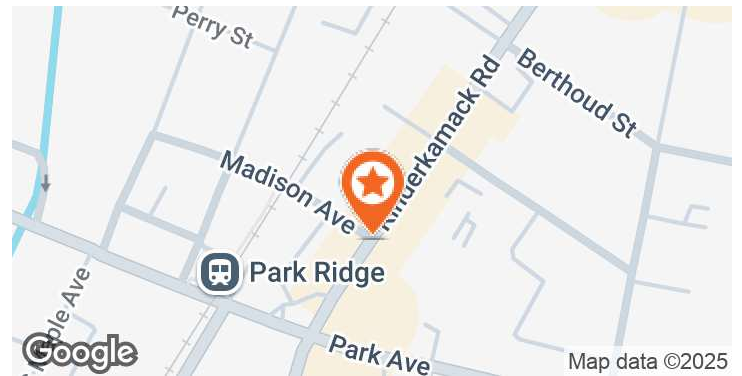
KINDERKAMACK AT MADISON, PARK RIDGE, NJ 07656

FOR LEASE




LOCATION DESCRIPTION

Park Ridge is located in northern Bergen County, minutes from the New York state border. Boasting an affluent residential population, Park Ridge enjoys a multitude of dining and shopping options. Park Ridge has a robust daytime population with many office parks in close proximity. Neighbors include Lidl, Starbucks, CVS, Staples, Beets Juice Bar, Life Time Fitness, PureBarre, Mathnasium, Dollar Tree, Wegmans and Park Ridge High School.



PROPERTY HIGHLIGHTS

- 16,184 SF of ground floor retail space
- New luxury 240 unit apartment complex
- 75 dedicated retail parking spaces with 432 spaces total
- Plaza area designed for outdoor seating

 DEMOGRAPHICS	1 MILE	3 MILES	5 MILES
2024 Daytime Population	10,686	80,326	203,403
2024 Population	11,775	68,141	190,746
2024 Average HH Income	\$225,610	\$227,942	\$216,262



JAMIE SACKEIM

jamie.sackeim@tscg.com
917.952.2519

VICKI EZRA

vicki.ezra@tscg.com
201.739.7771

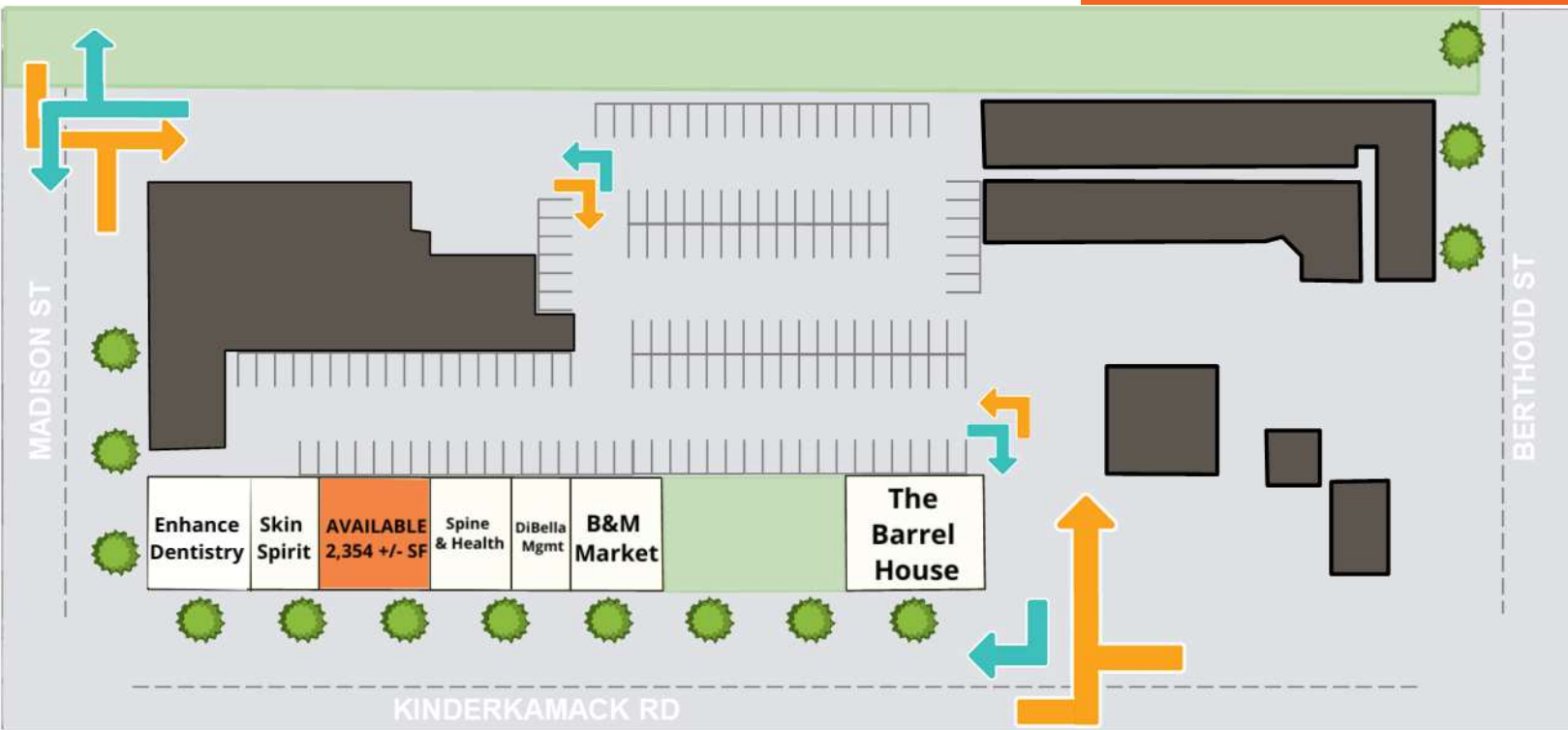
STACY FANELLI

stacy.fanelli@tscg.com
908.768.2388

THE JAMES

KINDERKAMACK AT MADISON, PARK RIDGE, NJ 07656

FOR LEASE



SUITE	TENANT NAME	SPACE SIZE
01	Enhance Dentistry	2,800 SF
02	Skin Spirit	2,144 SF
03	Available	2,354 SF
04	Spine & Health	2,352 SF
05	DiBella Management	833 SF
06	B&M Market	2,477 SF
07	The Barrel House	3,378 SF



JAMIE SACKEIM
jamie.sackeim@tscg.com
917.952.2519

VICKI EZRA
vicki.ezra@tscg.com
201.739.7771

STACY FANELLI
stacy.fanelli@tscg.com
908.768.2388