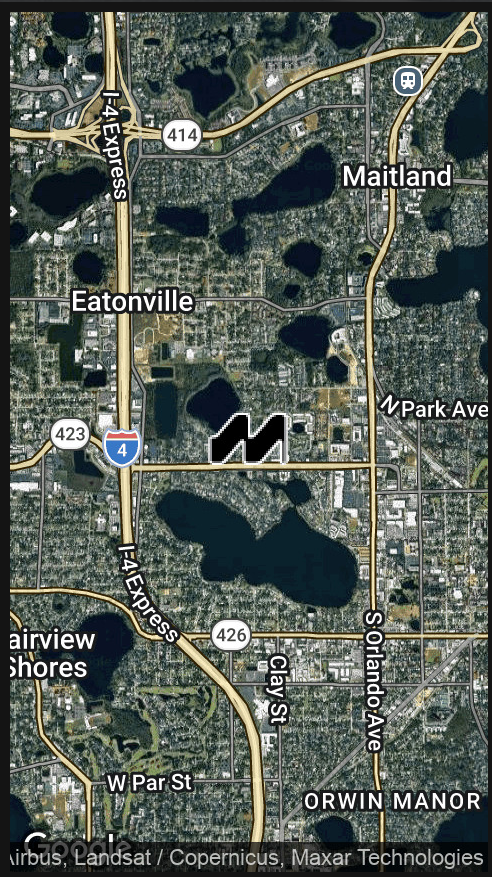




Winter Park Executive C

1950 LEE RD, WINTER PARK, FL 32789



Location Overview

Winter Park Executive Center is a 2-story professional office featuring move-in ready suites offering full-service leases.

Strategically situated between I-4 and North Orlando Avenue, tenants benefit from being less than a mile from the Winter Park Village, Winter Park Square, and the Center of Winter Park offers an abundance of retail, restaurants, entertainment, and specialty services.

FOR MORE INFORMATION | MILLENNIA-PARTNERS.COM

PRESENTED BY

BRIAN GRANDSTAFF

407.370.3211

Briang@millenia-partners.com

ALEX POOLE

407.370.3211

apoole@millenia-partners.com



EXECUTIVE SUMMARY

1950 LEE RD, WINTER PARK, FL 32789

Winter Park Executive Ce



OFFERING SUMMARY

Lease Rate:	\$911 - 1,040 per month (Full Service)
Building Size:	30,406 SF
Lot Size:	2.22 Acres
Zoning:	O-1
Market:	Winter Park

PROPERTY OVERVIEW

Fantastic professional co-tenancy featuring full-service leases. The Center offers move-in ready suites, both with standard office buildouts that are sure to fit any business/professional service.

HIGHLIGHTS

- Close Proximity to 17-92
- Convenient Access to I-4
- Great Co-Tenancy
- Additional amenities include 24-hour access, a bus line, controlled access, and signage.
- Within 3 miles of Winter Park Village which is a lively, high-end shopping center and minutes away from Downtown Winter Park.

SPACES

LEASE RATE

SPACE SIZE

Suite 217	\$1,003 per month	481 SF
208	\$1,040 per month	498 SF
Suite 120	\$911 per month	437 SF

PRESENTED BY

BRIAN GRANDSTAFF

407.370.3211

Briang@millenia-partners.com

ALEX POOLE

407.370.3211

apoole@millenia-partners.com

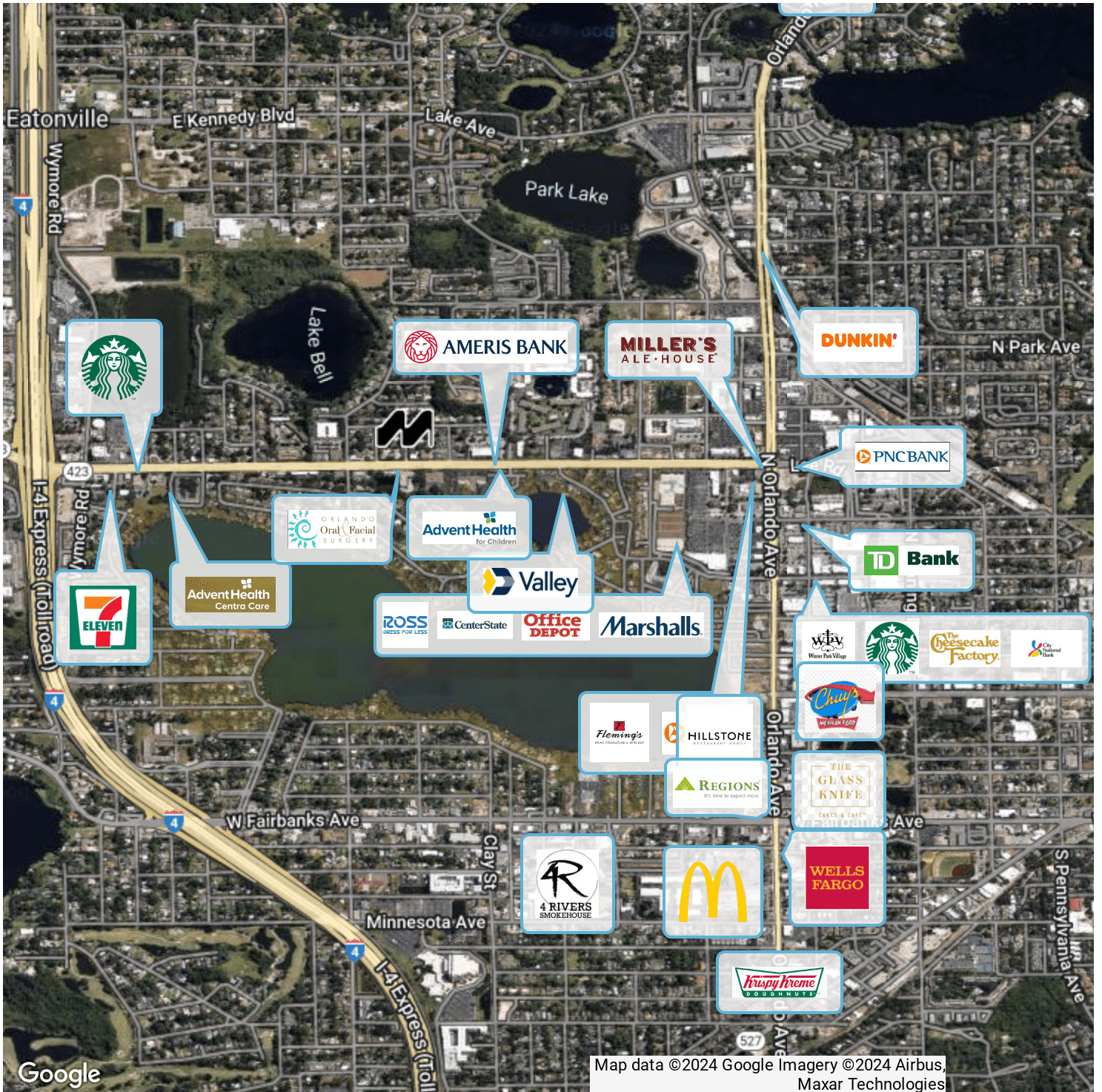
OFFICE BUILDING

For Lease

LOCATION MAPS

1950 LEE RD, WINTER PARK, FL 32789

Winter Park Executive Ce



Google

Map data ©2024 Google Imagery ©2024 Airbus, Maxar Technologies

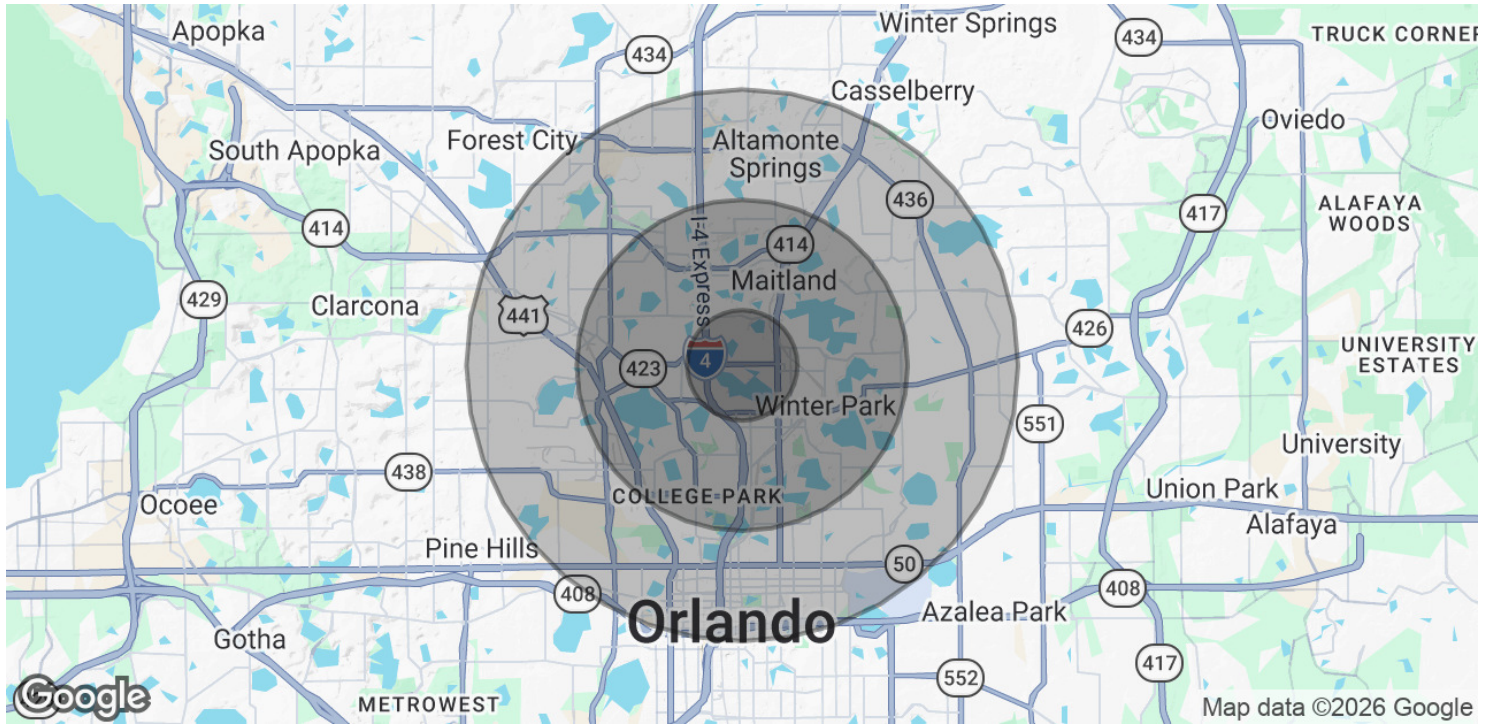
PRESENTED BY
BRIAN GRANDSTAFF **ALEX POOLE**
407.370.3211 407.370.3211
Briang@millenia-partners.com apoole@millenia-partners.com

OFFICE BUILDING
For Lease

DEMOGRAPHICS MAP & REPORT

1950 LEE RD, WINTER PARK, FL 32789

Winter Park Executive Ce



POPULATION	1 MILE	3 MILES	5 MILES
Total Population	8,916	74,629	241,011
Average age	39.3	38.9	37.5
Average age (Male)	39.2	37.8	35.8
Average age (Female)	41.6	40.3	39.2
HOUSEHOLDS & INCOME	1 MILE	3 MILES	5 MILES
Total households	3,468	31,474	102,261
# of persons per HH	2.6	2.4	2.4
Average HH income	\$64,984	\$93,598	\$73,879
Average house value	\$285,534	\$392,538	\$322,395

* Demographic data derived from 2020 ACS - US Census

PRESENTED BY

BRIAN GRANDSTAFF

407.370.3211

Briang@millenia-partners.com

ALEX POOLE

407.370.3211

apoole@millenia-partners.com

OFFICE BUILDING

For Lease