

# THE VILLAGE

at San Antonio Center

## AVAILABLE

43	Former Beauty	±1,998 SF
45	Former Spa	±1,068 SF
Can be combined to		±3,066 SF



SEEKING RETAIL, RESTAURANT,  
AND SERVICE TENANTS

**MATT SWEENEY** [msweeney@theeoniccompany.com](mailto:msweeney@theeoniccompany.com) | (408) 863-1444 | CaIDRE: 01746896  
**JOSH SHUMSKY** [jshumsky@theeoniccompany.com](mailto:jshumsky@theeoniccompany.com) | (408) 863-1445 | CaIDRE: 01883266  
**MEGAN MCARTHUR** [mmcarthur@theeoniccompany.com](mailto:mmcarthur@theeoniccompany.com) | (408) 863-1446 | CaIDRE: 02089762

**Brookfield**  
Properties





# CENTER HIGHLIGHTS



330 Units residential +  
±43K SF Retail



Overall project - Highest  
volume grocer in Mountain View  
(Safeway)



Adjacent uses include ±440K SF  
office, 167 room Hotel, 10 screen  
Alamo Draft House



In close proximity to Highway  
101, 85, and I-280



On the border of Mountain  
View, Los Altos, and Palo Alto




Daytime population of over  
128,000 within 3 miles with  
a tremendous amount of  
workforce in proximity



Walking distance to San  
Antonio CalTrain



Retail parking in garage  
& on street



THE VILLAGE  
at San Antonio Center

LANDSBY

SAN ANTONIO CENTER

THE DEAN

VILLAGE COURT

Oregano's Wood Fired Pizza

Shushiko GOOD MORNING

PHO VI HOA RESTAURANT

SU-DAM Korean Cuisine

Walmart KOHL'S

TRADER JOE'S LAZY D OG BevMo! chijis

JOANN 24 FITNESS GameStop

RadioShack CHASE BIG FROG CUSTOM T-SHIRTS & MORE

ups T-Mobile Sushi 85

LUCKYE XPRESS PEARL CAFE

LUUN OODLEHOUSE

THE VILLAGE  
at San Antonio Center

DOWNTOWN  
MOUNTAIN VIEW

STRETCH LAB THE COUNTER

Fidelity STARBUCKS COFFEE

YOGA SIX JARED The Galleria Of Jewelry

LaserAway SAFEWAY

Orangetheory FITNESS Il Fornaio

Pacific Catch

CHEZTI STEINS Sakoon

Cascal Bangkok Spoon AMARIN ASIAN

THE BOARD WALK AGAVE MEXICAN BISTRO & BAR Yano Azteca

XANH HANGEN Szechuan Restaurant Restaurant Don Giovanni


CREPEVINE NINI SUSHI CHARLES Charcoal Steaks

HoneyCreek SONO SUSHI Mediterranean Grill House


Fu Lam Mum SHABUWAY La Fontaine TOMATINA

EPHESUS

MARKET  
AERIAL



THE VILLAGE  
at San Antonio Center



THE VILLAGE  
at San Antonio Center

645 San Antonio Rd, Mountain View, CA 94040

330 Residential units



YOGA SIX

Pacific Catch

STRETCH LAB



THE DEAN

580 Residential units



LANDSBY

632 Residential units

yahoo!

coinbase

HYATT CENTRIC

PHASE II

SAFEWAY



Mendocino Farms

FIRST REPUBLIC

SLICE HOUSE



AOPS

JOANN



24 HOUR FITNESS

KOHL'S

T-Mobile

GameStop

JARED  
The Galleria Of Jewelry

T-Mobile  
MIZU  
SUSHI BAR & GRILL

Peets Coffee & Tea



THE COUNTER

SAJJ

MEDITERRANEAN

CHASE

Walmart

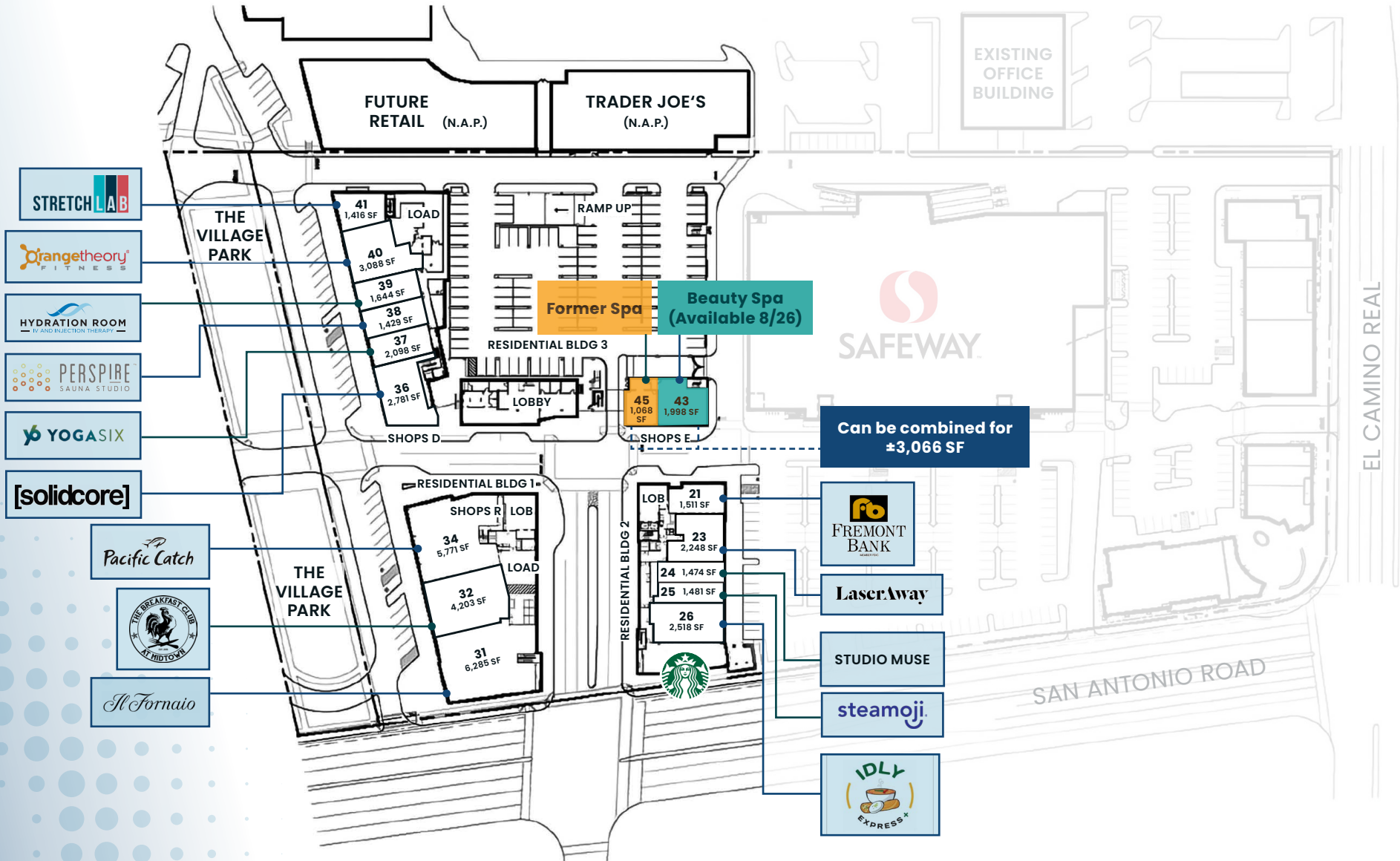


CLOSE UP  
AERIAL

# SITE PLAN



- Available
- Coming Available



# SITE PLAN



Upper Level



Lower Level





SAN FRANCISCO/KING ST  
SAN FRANCISCO/22ND ST

BAYSHORE

SOUTH SAN FRANCISCO

SAN BRUNO

MILLBRAE

BROADWAY  
BURLINGAME  
SAN MATEO

HAYWARD PARK

HILLSDALE

BELMONT

SAN CARLOS

REDWOOD CITY

ATHERTON

MENLO PARK

PALO ALTO/UNIVERSITY AVE  
CALIFORNIA AVE

SAN ANTONIO

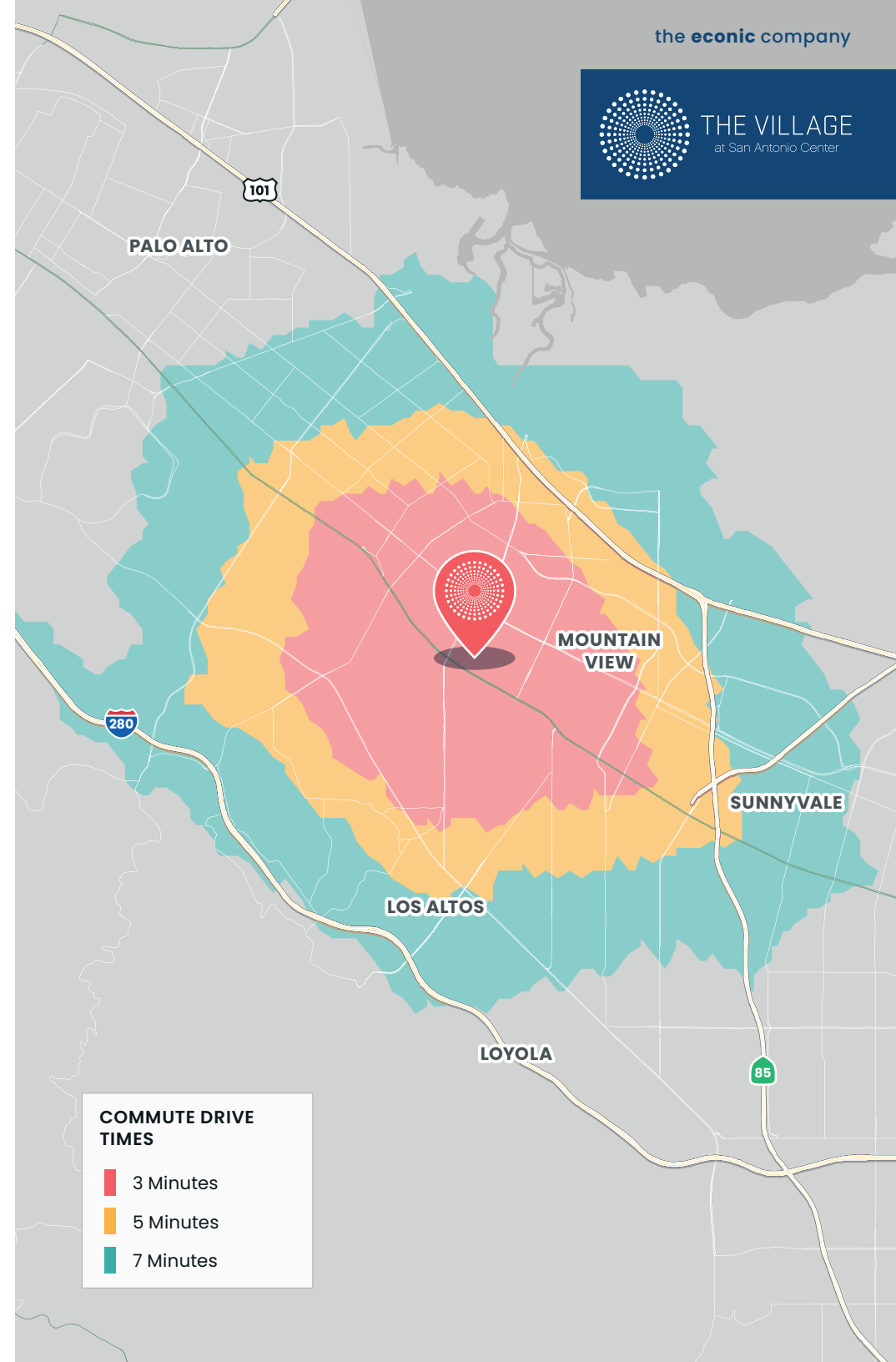
MOUNTAIN VIEW



# CALTRAIN MAP

# DRIVE TIME DEMOS

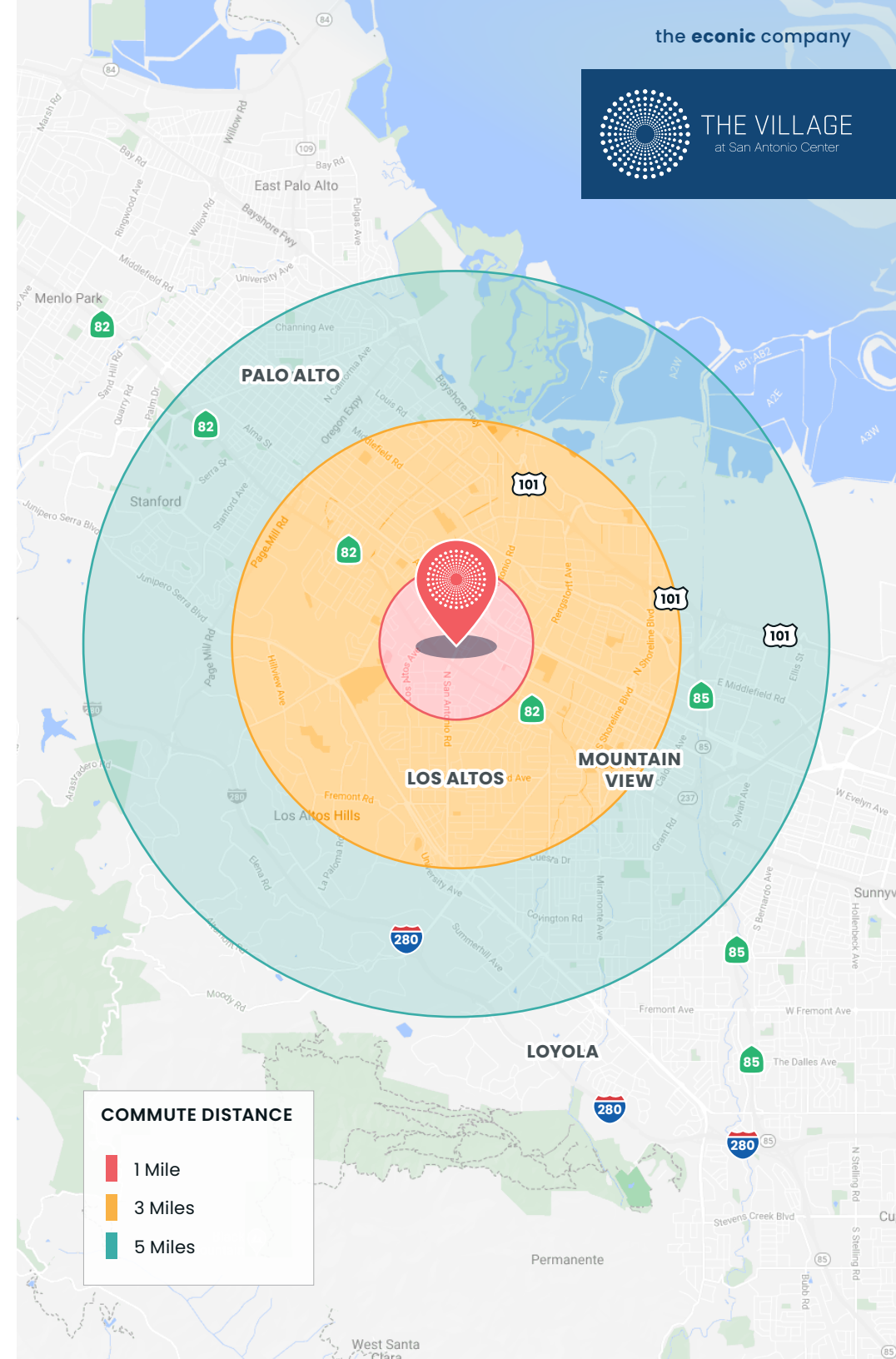
DEMOGRAPHICS (2025)	3 MIN	5 MIN	7 MIN
Daytime Population	8,829	22,219	61,057
2025 Total Population	9,123	24,331	62,452
2030 Total Population	9,308	24,634	62,478
Median Age	36.4	38.0	38.2
2025 Total Households	4,154	10,197	25,871
2025 Housing Units	4,852	11,482	28,264
Owner Occupied Housing Units	19.1%	32.4%	35.4%
Renter Occupied Housing Units	66.5%	56.4%	56.1%
Average Household Income	\$269,024	\$285,660	\$282,007
Median Household Income	\$188,765	\$200,689	\$195,530
Per Capita Income	\$120,683	\$120,540	\$117,463
Population 25 yrs	6,622	17,448	44,944
% Population 25 yrs + Some College	6.5%	6.0%	6.4%
% White Collar Occupations	91.0%	86.8%	86.3%
% Blue Collar Occupations	4.8%	4.9%	4.7%
Average Household Size	2.19	2.38	2.40



# DISTANCE DEMOS

## DEMOGRAPHICS (2025)

	1 MILE	3 MILES	5 MILES
Daytime Population	30,058	213,838	399,994
2025 Total Population	34,181	155,255	310,348
2030 Total Population	34,298	157,765	314,135
Median Age	37.2	37.7	36.9
2025 Total Households	14,426	60,844	114,488
2025 Housing Units	16,006	65,860	123,877
Owner Occupied Housing Units	30.3%	42.5%	43.4%
Renter Occupied Housing Units	59.8%	49.8%	49.0%
Average Household Income	\$272,336	\$293,523	\$294,593
Median Household Income	\$189,103	\$204,059	\$202,762
Per Capita Income	\$115,365	\$114,842	\$108,931
Population 25 yrs	24,450	110,802	218,486
% Population 25 yrs + Some College	6.2%	6.5%	7.1%
% White Collar Occupations	85.9%	88.3%	85.8%
% Blue Collar Occupations	5.3%	4.4%	5.8%
Average Household Size	2.36	2.45	2.55





# THE VILLAGE

at San Antonio Center

**Brookfield**  
Properties



**MATT SWEENEY** [msweeney@theeconiccompany.com](mailto:msweeney@theeconiccompany.com) | (408) 863-1444 | CaDRE: 01746896  
**JOSH SHUMSKY** [jshumsky@theeconiccompany.com](mailto:jshumsky@theeconiccompany.com) | (408) 863-1445 | CaDRE: 01883266  
**MEGAN MCARTHUR** [mmcarthur@theeconiccompany.com](mailto:mmcarthur@theeconiccompany.com) | (408) 863-1446 | CaDRE: 02089762