

500

WEST PUTNAM AVENUE

Greenwich • Connecticut

www.gpsmgt.com

Prime Greenwich Location for Lease | 16,482 SF available

GPS GREENWICH
PREMIER
SERVICES

DETAILS

16,482 SF available on 2nd
Floor (Suite 275 B)

Ample parking available

Full Renovation of
building completed in
2019

- Energy efficient windows
- New and retrofitted
mechanical systems
- Updated common areas
and restrooms



AREA HIGHLIGHTS

4 minutes to Greenwich Train Station

Located near shops and eateries including Polpo Restaurant, Citarella, Equinox, and more

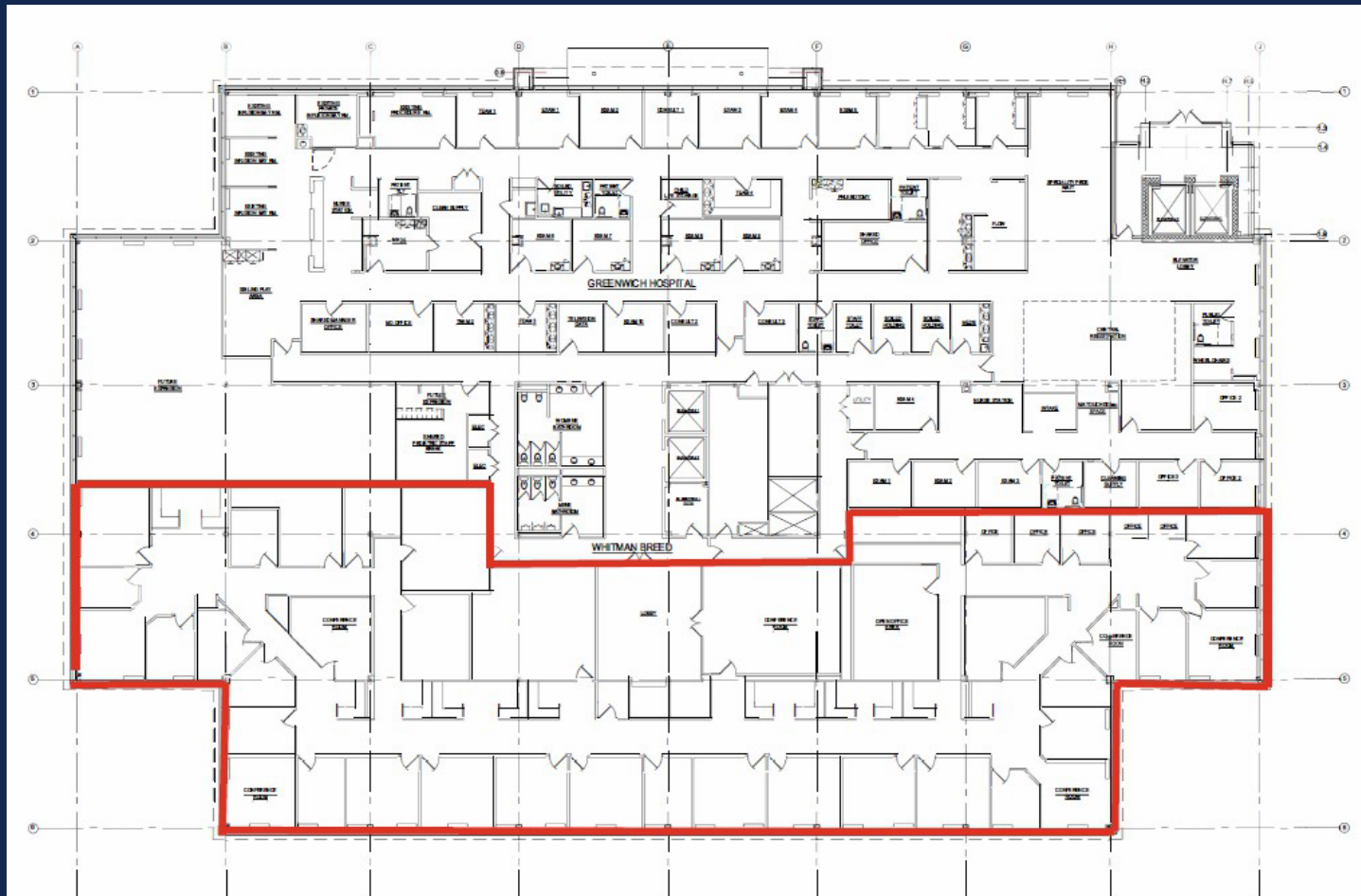
Close to The J House Greenwich, Greenwich's premier boutique hotel and Jlofts, Greenwich's luxury residences

Easy access to Interstate 95



CUSTOMIZE YOUR SPACE

2nd Floor, Suite 275 B - 16,482 SF



DEMOGRAPHICS

Population:

63K

Average HH Income:

\$212K

Number of Households:

23,000

Median Age:

44 yrs


Average Home Value:

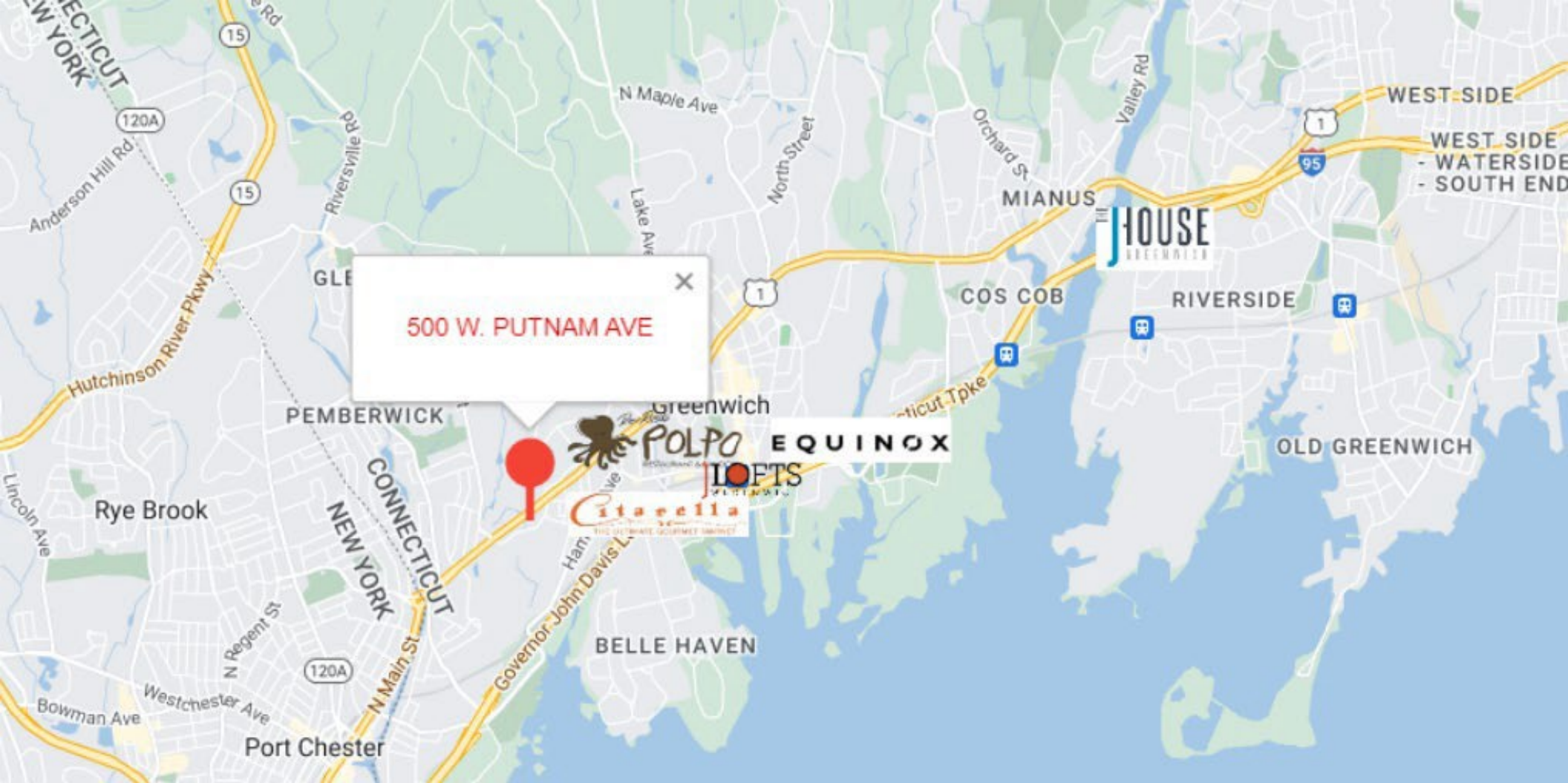
\$2.2M

College Educated:

75%

Sources: CBRE
Census.gov
Zillow





500 W. PUTNAM AVE



Stamford
13 min
White Plains
14 min
Manhattan
50 min

HPN Airport
12 min
JFK Airport
50 min
LGA Airport
35 min



Greenwich
4 min
Cos Cob
6 min
Port Chester
7 min

Old Greenwich
14 min
125th Street · NYC
40 min
Grand Central
1 hour

500

WEST PUTNAM AVENUE

Greenwich • Connecticut

www.gpsmgt.com

LEASING CONTACT

Christian Bilella

cbilella@gpsmgt.com

(203) 422-6700 x103

GPS GREENWICH
PREMIER
SERVICES