



SILVER BEACH
INDUSTRIAL PARK

1600-1660 SILVER BEACH ROAD, LAKE PARK, FLORIDA 33403



**NORTHEASTERN PALM BEACH COUNTY'S NEWEST CLASS A OFFICE/WAREHOUSE DEVELOPMENT
SPEC OFFICE READY FOR OCCUPANCY**

From $\pm 19,859$ SF to $\pm 95,192$ SF For Lease

New Construction Industrial Building

For more information, contact:

Christopher Thomson

Vice Chairman
+1 561 301 2390
christopher.thomson@cushwake.com

Matthew G. McAllister

Managing Director
+1 561 901 5216
matthew.mcallister@cushwake.com

Eric Cantor

Associate
+1 561 227 2068
eric.cantor@cushwake.com



Property Overview

1600-1660 Silver Beach Road,
Lake Park, Florida 33403



PROPERTY HIGHLIGHTS

- Brand New Class A Industrial Development
- ±371,948 SF Total Size Park
- Spaces Available from ±19,859 SF up to ±95,192 SF
- Spec Office Space Available
- Located in close proximity to the Port of Palm Beach and I-95 and is also a short distance from Palm Beach International Airport as well as Downtown West Palm Beach.
- **Now Available for Occupancy**



Building Specification

1600-1660 Silver Beach Road,
Lake Park, Florida 33403



Total Building SF:

From $\pm 19,859$ SF
to $\pm 95,192$ SF

(any additional increment
of $\pm 9,000$ SF up to can be
made available)



Building Dimensions:

52' x 55' Column Spacing
60' Speed Bay
Depth Range
170' to 230'



Building Footprints:

Building 1:
 $\pm 86,352$ SF

Buildings 2-4:
 $\pm 95,192$ SF



Loading:

Buildings 1-3: 2 Grade
Level / 22 Dock High

Building 4: 2 Grade Level /
16 Dock High



Building Safety:

E.S.F.R. Fire Sprinklers
Hurricane Impact Glass



Clear Height/Roof:

32' / Twin-T Concrete



Building Construction:

60' Concrete Apron
6" Slab on Grade



Car Parking:

± 1.2 / 1,000
Parking Ratio

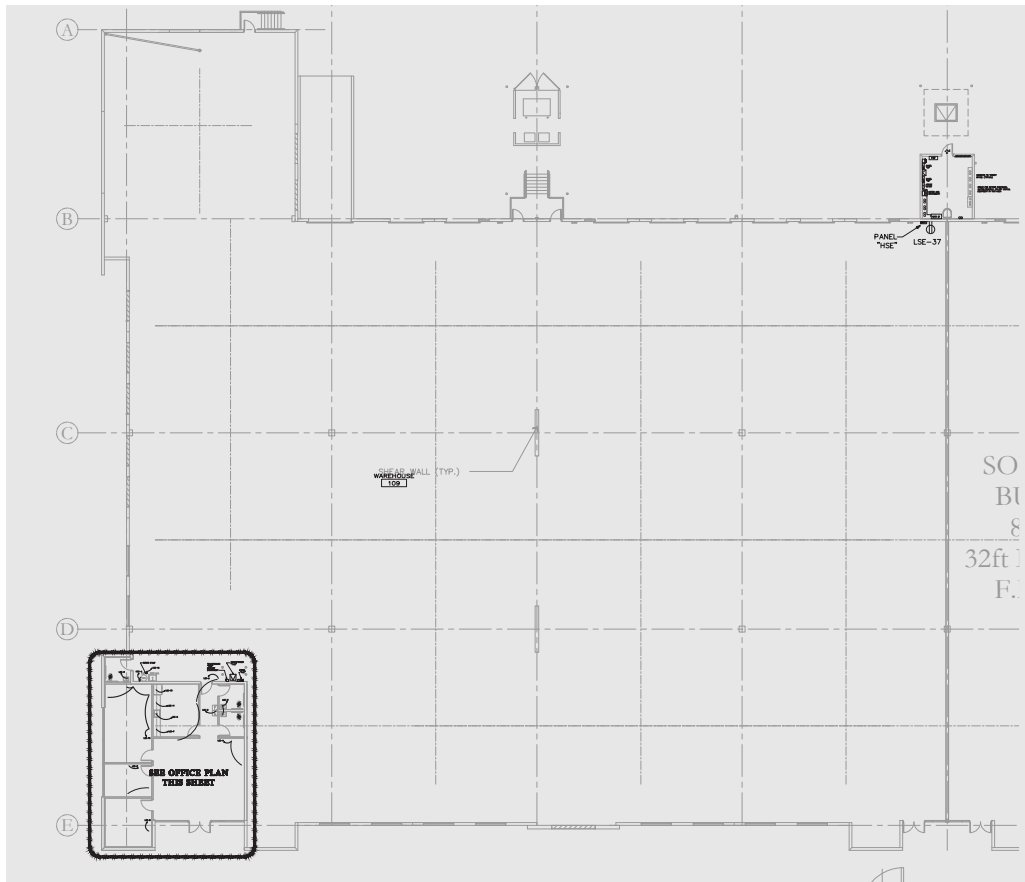
Building Plans

1600-1660 Silver Beach Road,
Lake Park, Florida 33403

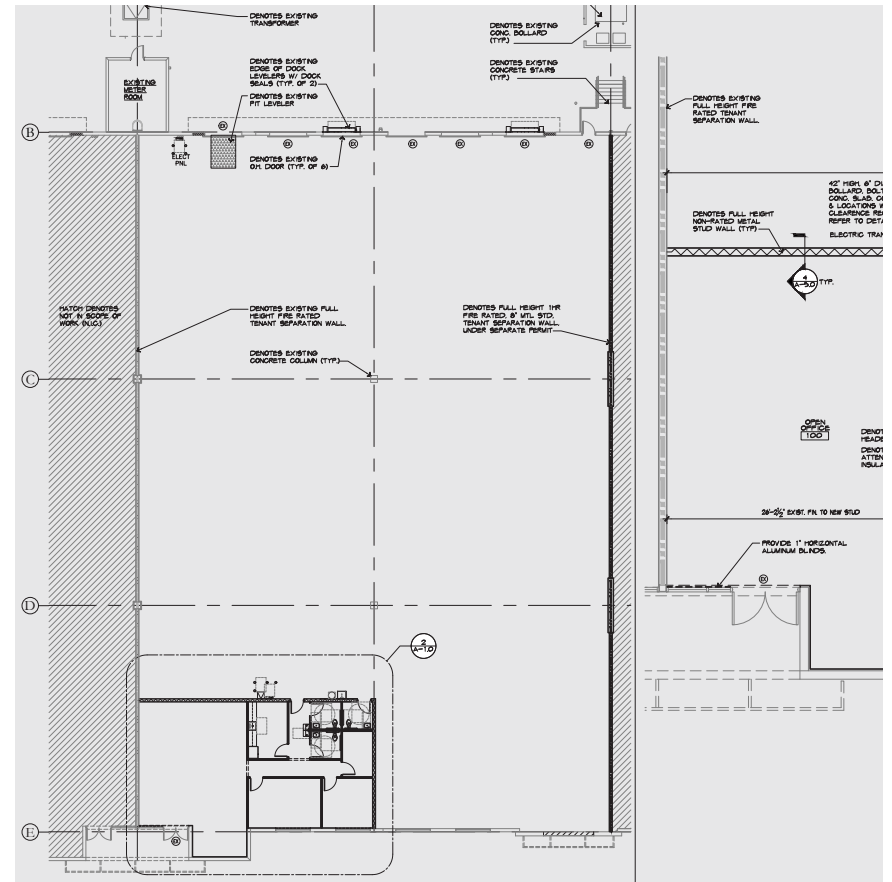


SITE PLAN

1600 SILVER BEACH ROAD (SE BUILDING)



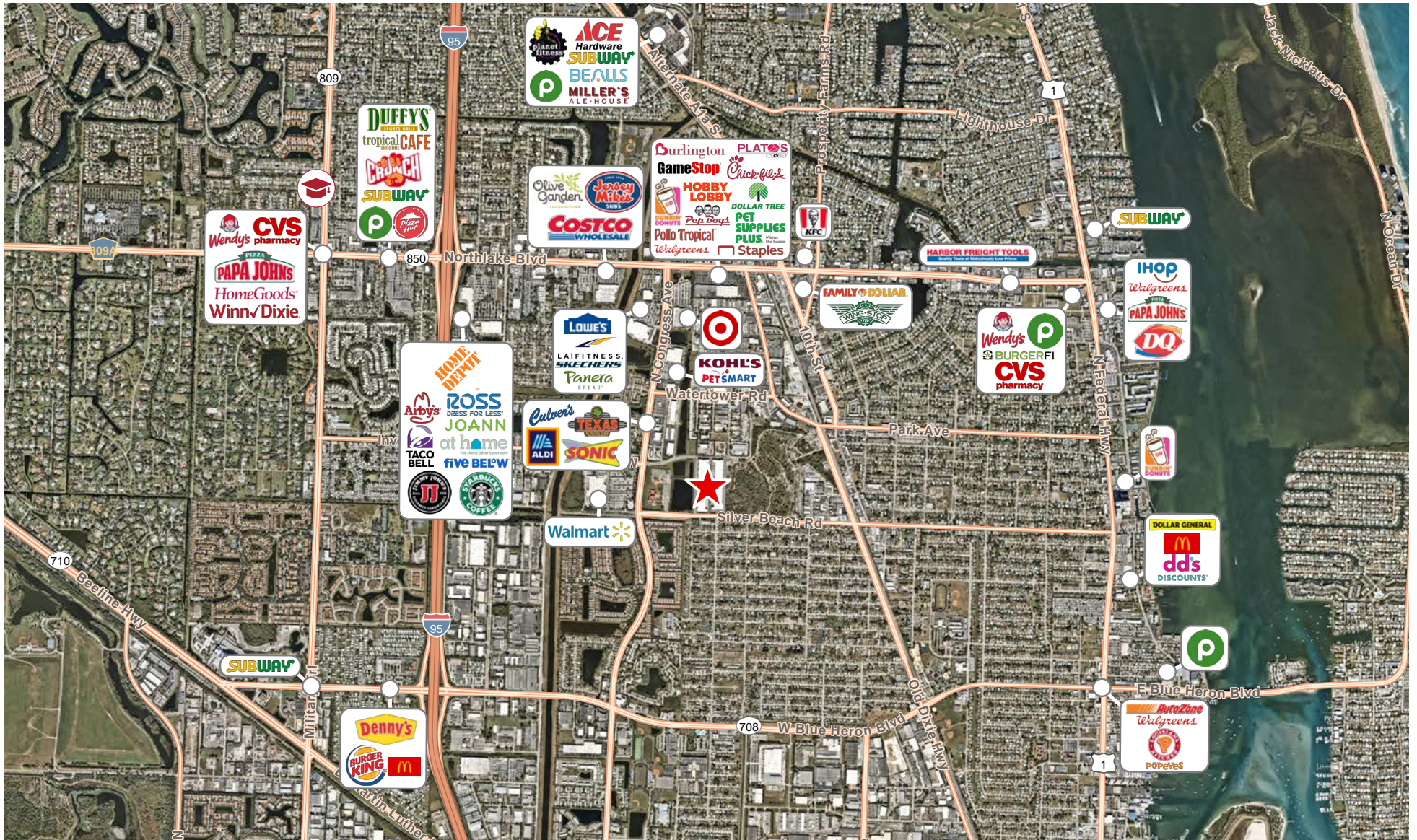
±43,243 SF Available
 ±1,100 SF Office
 32' Clear Ceiling Height
 8 Dock High Doors, 3 Edge of Dock Levelers
 1 Ramp with an Oversized Door



±19,859 SF Available
 ±1,933 SF Office
 32' Clear Ceiling Height
 6 Dock High Doors, 2 Edge of Dock Levelers

Amenities Map

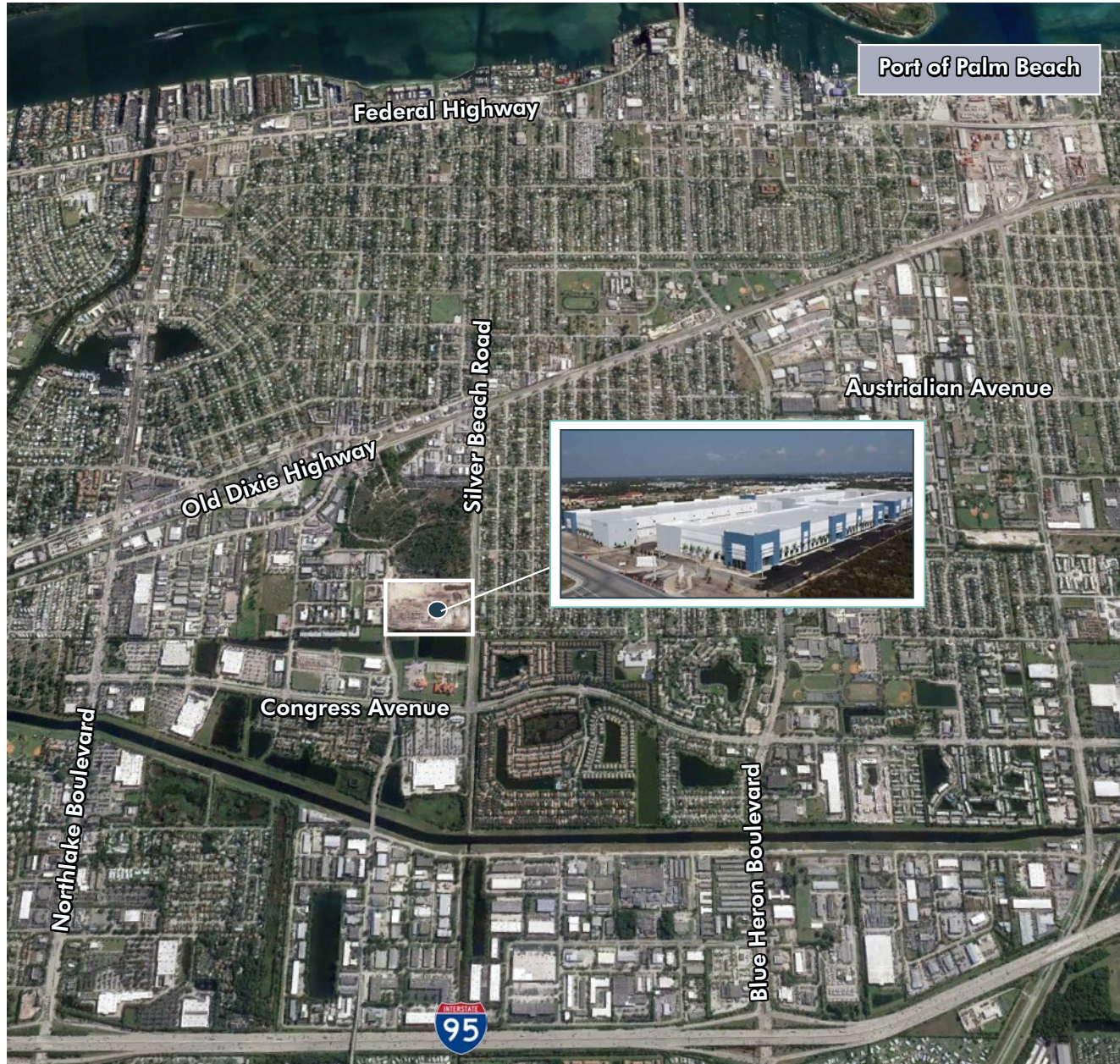
1600-1660 Silver Beach Road,
Lake Park, Florida 33403



Locational Aerial



SILVER BEACH
INDUSTRIAL PARK



For more information, contact:

Christopher Thomson

Vice Chairman

+1 561 301 2390

christopher.thomson@cushwake.com

Matthew G. McAllister

Managing Director

+1 561 901 5216

matthew.mcallister@cushwake.com

Eric Cantor

Associate

+1 561 227 2068

eric.cantor@cushwake.com

OWNED BY:



©2025 Cushman & Wakefield. All rights reserved. The information contained in this communication is confidential, may be privileged and is intended for the exclusive use of the above named addressee(s). If you are not the intended recipient(s), you are expressly prohibited from copying, distributing, disseminating, or in any other way using any information contained within this communication. This information has been obtained from sources believed to be reliable but has not been verified. NO WARRANTY OR REPRESENTATION, EXPRESS OR IMPLIED, IS MADE AS TO THE CONDITION OF THE PROPERTY (OR PROPERTIES) REFERENCED HEREIN, OR AS TO THE ACCURACY OR COMPLETENESS OF THE INFORMATION CONTAINED HEREIN, AND SAME IS SUBMITTED SUBJECT TO ERRORS, OMISSIONS, CHANGE OF PRICE, RENTAL OR OTHER CONDITIONS, WITHDRAWAL WITHOUT NOTICE, AND TO ANY SPECIAL LISTING CONDITIONS IMPOSED BY THE PROPERTY OWNER(S). ANY PROJECTIONS, OPINIONS OR ESTIMATES ARE SUBJECT TO UNCERTAINTY AND DO NOT SIGNIFY CURRENT OR FUTURE PROPERTY PERFORMANCE. This e-mail may be considered advertising under federal law.