

Industrial

CBRE

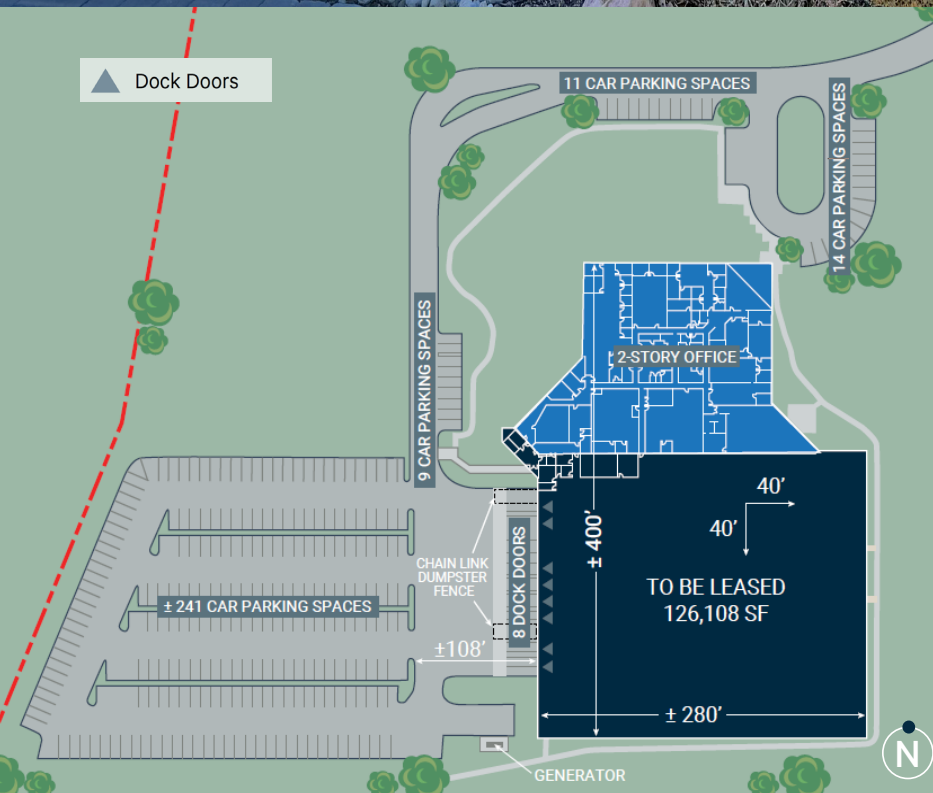
Available for Sale or Lease

±126,108 SF Available  
on ±22.80 Acres


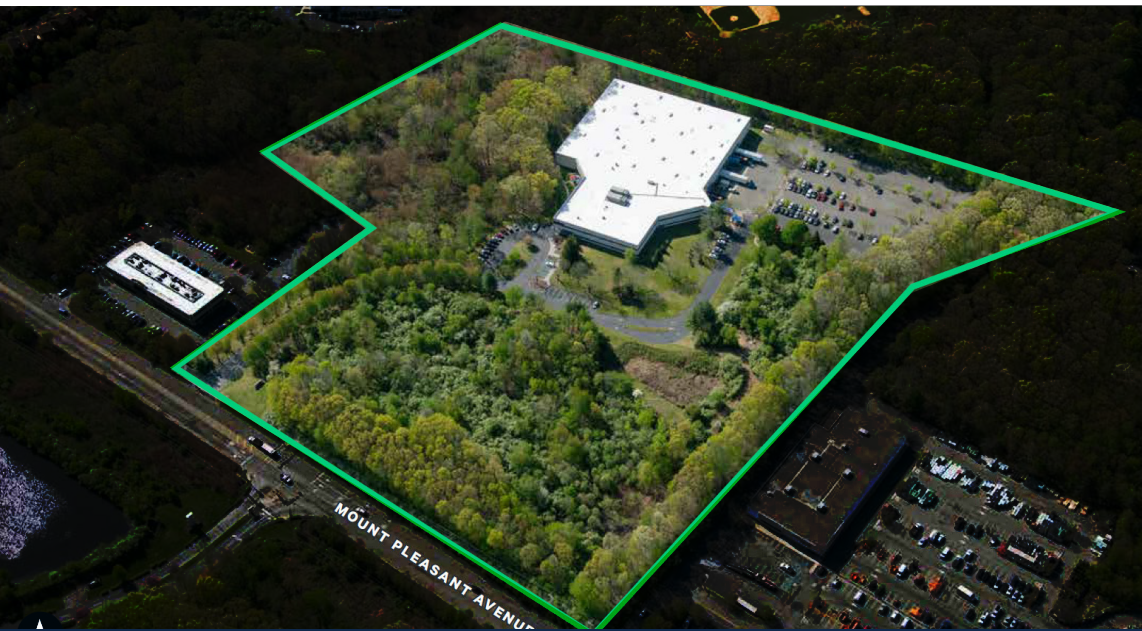
# 570 Mount Pleasant Avenue Dover, NJ

## Building Specification

Total Building Size	±126,108 SF
Expandable	±60,000 SF
Acreage	±22.80 AC
Available Office Space	±57,752 SF
Ceiling Height	Warehouse: 26' Office: 13'
Column Spacing	40' x 40'
Dock Doors	8
Racking	Available
Data Center with Raised Floor	±1,500 SF
Building Dimensions	Depth: ± 280' Width: ± 400'
Truck Court Depth	± 108'
Car Parking	± 275
Power	600 kVA Generator with 200 Gallon Diesel Tank



Available for Sale or Lease  
±126,108 SF Available



A premier, corporate headquarters-quality building, strategically located in close proximity to I-80



## Contact Us

**Marc J. Trevisan**  
Senior Vice President  
+1 201 712 5605  
marc.trevisan@cbre.com

**Chad Hillyer**  
Executive Vice President  
+1 201 712 5655  
chad.hillyer@cbre.com

**Kate Granahan**  
Senior Associate  
+1 201 712 5810  
kate.granahan@cbre.com

**Garret Kurtz**  
Associate  
+1 201 712 5834  
garret.kurtz@cbre.com

© 2025 CBRE, Inc. All rights reserved. This information has been obtained from sources believed reliable, but has not been verified for accuracy or completeness. You should conduct a careful, independent investigation of the property and verify all information. Any reliance on this information is solely at your own risk. CBRE and the CBRE logo are service marks of CBRE, Inc. All other marks displayed on this document are the property of their respective owners, and the use of such logos does not imply an affiliation with or endorsement of CBRE. Photos herein are the property of their respective owners. Use of these images without the express written consent of the owner is prohibited.

