

# 555 E STREET SW

WASHINGTON, DC 20024

# FOR LEASE

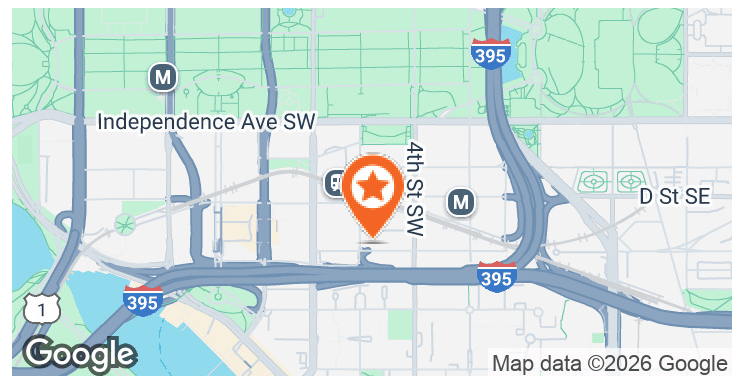



## LOCATION DESCRIPTION

Prime location at 6th & E Streets, SW

## PROPERTY HIGHLIGHTS

- 10,000 SF TOTAL RETAIL SPACE AVAILABLE IN BLOCKS FROM 844-5,449 SF
- Located in heart of SW with direct proximity to numerous federal agencies, hotels and housing.
- Centrally located for tourist activities, just 4 blocks from the National Mall, the Air & Space Museum, the Smithsonian, the Museum of the Bible and the Rubell Museum.
- Within walking distance to busy Metro stations – L'Enfant Plaza (~7,500 daily entries/exits) and Federal Center SW (~6,000 daily entries/exits).



 DEMOGRAPHICS	0.25 MI	0.5 MI	1.0 MI
Total Population	2,330	11,397	35,528
Daytime Population	13,535	37,410	138,602
Average HH Income	\$171,641	\$151,257	\$173,476



**BILLY ORLOVE**

billy.orlove@tscg.com  
703.893.0630

**LIZZIE VENABLE**

lizzie.venable@tscg.com  
703.719.3702

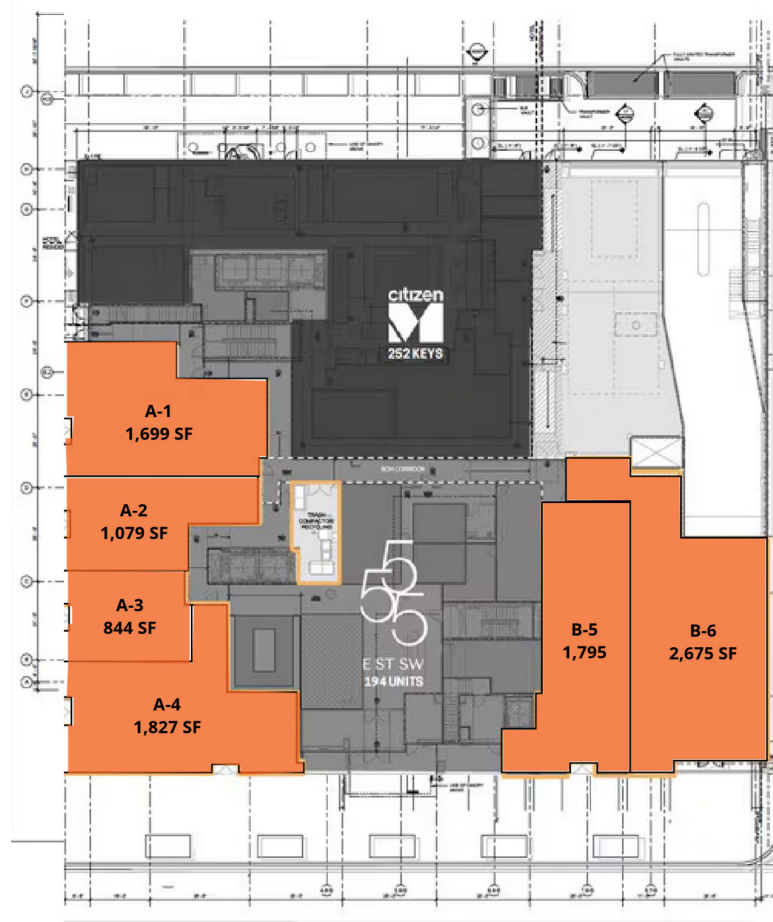
**NORA FOLEY**

nora.foley@tscg.com  
703.893.4733

# 555 E STREET SW

WASHINGTON, DC 20024

# FOR LEASE



Potential Demising  
Options Shown

AVAILABLE

SUITE	TENANT NAME	SPACE SIZE
A-1	Available	1,699 SF
A-2	Available	1,079 SF
A-3	Available	844 SF
A-4	Available	1,827 SF
B-5	Available	1,795 SF
B-6	Available	2,675 SF



**BILLY ORLOVE**  
billy.orlove@tscg.com  
703.893.0630

**LIZZIE VENABLE**  
lizzie.venable@tscg.com  
703.719.3702

**NORA FOLEY**  
nora.foley@tscg.com  
703.893.4733