


2750 MORRIS ROAD LANSDDALE, PA

AVAILABLE
IMMEDIATELY



EXCLUSIVELY REPRESENTED
BY THE FLYNN COMPANY

MICHAEL BORSKI, JR., SIOR
MBORSKIJR@FLYNNCO.COM
O: 215-561-6565 X 119

MARK PAWLOWSKI
MPAWLOWSKI@FLYNNCO.COM
O: 215-561-6565 X 146

KEVIN FLYNN JR
KFLYNNJR@FLYNNCO.COM
215-561-6565 X 121

The
Flynn
Company

27,083 SF WAREHOUSE SPACE AVAILABLE FOR LEASE

FEATURED HIGHLIGHTS

- 25,723 WAREHOUSE
- ± 1360 SF OFFICE SPACE

CLIMATE CONTROLLED WAREHOUSE

1 DOCK WITH LEVELER

1 DRIVE-IN: 14' X 12'

CLEAR HEIGHT: 20'



COLUMN SPACING: 40' X 40'

POWER: A TOTAL OF 800AMP 3 PHASE SERVICE VIA
400AMP 208/120V AND 400AMP 480/277 V

THE FLYNN COMPANY

WWW.FLYNNCO.COM 1621 WOOD STREET, PHILADELPHIA, PA 19103 215.561.6565

PROPERTY PHOTOS



LOCATION

- LOCATED ONLY 4 MILES TO LANSDALE INTERCHANGE OF I-476 (VIA S VALLEY FORGE ROAD & SUMNEYTOWN PIKE)
- APPROXIMATELY 7 MILES TO I-276 (VIA MORRIS ROAD)
- SITUATED ON 84 BEAUTIFULLY LANDSCAPED ACRES WITH VISIBILITY ON ITS 1,725 FEET OF FRONTAGE OF THE PENNSYLVANIA TURNPIKE
- IMMEDIATE ACCESS TO ROUTES 202, 363 & 309
- THE PROPERTY IS LOCATED NEAR A VARIETY OF SHOPS, SERVICES, AND DINING OPTIONS
- DISTANCE TO TOWN CENTERS:
 - DOWNTOWN LANSDALE | 3.3 MILES
 - PLYMOUTH MEETING AREA | 9.6 MILES
 - DOWNTOWN PHILADELPHIA | 27 MILES

