

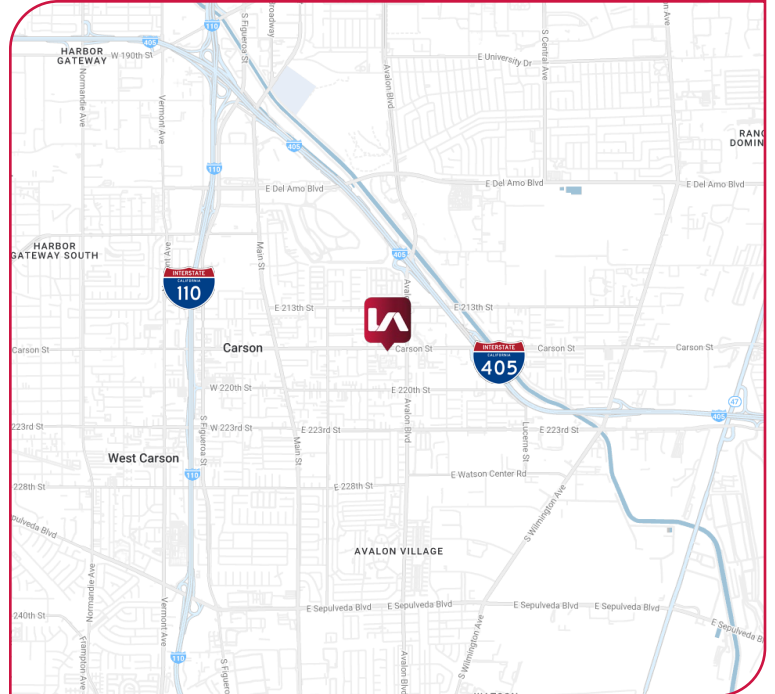


PRICING BREAKDOWN

Unit Size	±1,028 SF
Lease Rate / SF	\$2.85 NNN
NNN Rate / SF	Est. \$0.89

PROPERTY DETAILS

- Award-Winning VEO Mixed-Use Community Nearby (152 Homes + 14,000 SF Retail/Restaurant)
- Space Designed to Accommodate Food & Beverage / Retail Uses
- Located in Carson, Los Angeles County's 8th Largest City with a Strong Economy with Diverse Resident Base
- Excellent Freeway Access to 405, 110, 710, and 91 Freeways
- Thriving South Bay Hub for Business and Urban Living



LOCAL EXPERTISE. INTERNATIONAL REACH. WORLD CLASS.

SEAN FANG





Sr. Associate | DRE LIC 01745123
sfang@leelalb.com
424.409.6898

CONNECT WITH US ON OUR SOCIALS!

www.lee-associates.com @leeassociateslab
@leeassociateslab @LeeAssociatesLA

Lee & Associates Los Angeles - Long Beach
DRE License 01069854

21250 Hawthorne Blvd, Suite 700
Torrance, CA 90503







LOCAL EXPERTISE. INTERNATIONAL REACH. WORLD CLASS.

SEAN FANG

Sr. Associate | DRE LIC 01745123
sfang@leelalb.com
424.409.6898

CONNECT WITH US ON OUR SOCIALS!

 www.lee-associates.com  [@leeassociateslab](https://www.facebook.com/leeassociateslab)
 [@leeassociateslab](https://www.instagram.com/leeassociateslab)  [@LeeAssociatesLA](https://twitter.com/leeassociatesla)

Lee & Associates Los Angeles - Long Beach
DRE License 01069854

21250 Hawthorne Blvd, Suite 700
Torrance, CA 90503