

Exit 8 Logistics Center Buildings A & B

Manalapan, NJ

Key Facts

Property type	Industrial space
Building size	Bldg. A 294,500 SF Bldg. B 302,250 SF
Space available	Bldg. A 294,500 SF Bldg. B 302,250 SF



Scan to View
Property Video



Contact Us

Learn more about this property or schedule a tour by reaching out to our local investment and leasing officer.

Chris McCrea

+1 (215) 514-9929

chris.mccrea@eqtpartners.com

Exit 8 Logistics Center Building A

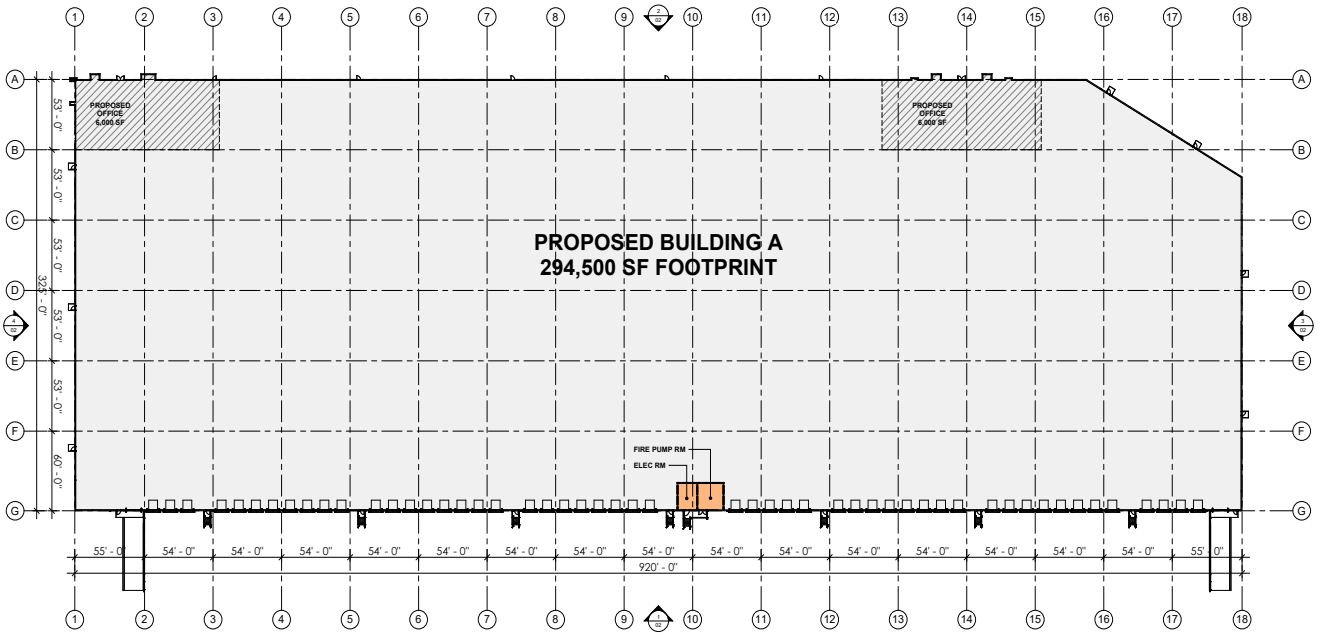
Manalapan, NJ

BUILDING SPECIFICATIONS

294,500 SF of warehouse space available	127 auto parking spaces
53' x 54' column spacing	20 (banked) trailer parking spaces
40' clear height	High volume, high response ESFR sprinkler system
57 dock high doors	Tilt-up concrete construction
2 drive-in doors	LED warehouse lighting
130' truck court depth	TPO roofing system

ADDITIONAL INFORMATION

- Adjacent to Exit 8 Logistics Center Building B
- Easy access to I-95 and Route 33 (NJ Parkway)
- 45.2 miles from Newark Liberty Intl. Airport
- 46.8 miles from New York City



Contact Us

Learn more about this property or schedule a tour by reaching out to our local investment and leasing officer.

Chris McCrea
 +1 (215) 514-9929
chris.mccrea@eqtpartners.com

Exit 8 Logistics Center Building B

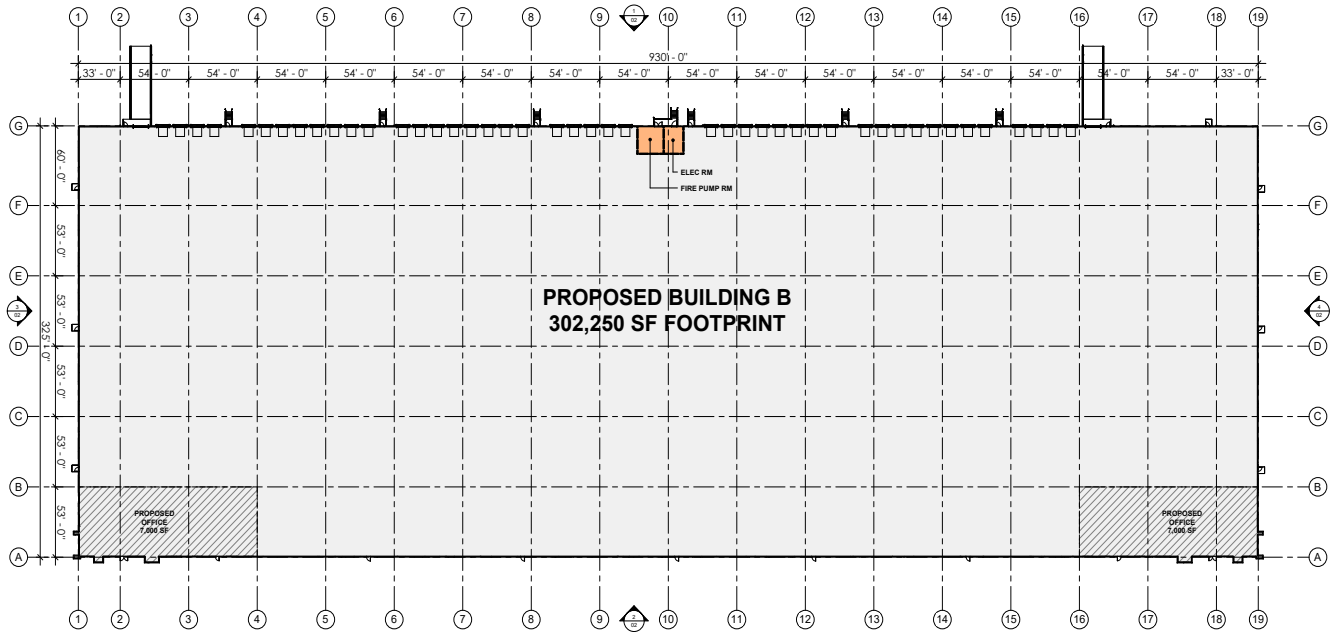
Manalapan, NJ

BUILDING SPECIFICATIONS

302,250 SF of warehouse space available	183 auto parking spaces
53' x 54' column spacing	20 (banked) trailer parking spaces
40' clear height	High volume, high response ESFR sprinkler system
48 dock high doors	Tilt-up concrete construction
2 drive-in doors	LED warehouse lighting
130' truck court depth	TPO roofing system

ADDITIONAL INFORMATION

- Adjacent to Exit 8 Logistics Center Building A
- Easy access to I-95 and Route 33 (NJ Parkway)
- 45.2 miles from Newark Liberty Intl. Airport
- 46.8 miles from New York City



Contact Us

Learn more about this property or schedule a tour by reaching out to our local investment and leasing officer.

Chris McCrea

+1 (215) 514-9929

chris.mccrea@eqtpartners.com

Exit 8 Logistics Center Building A & B

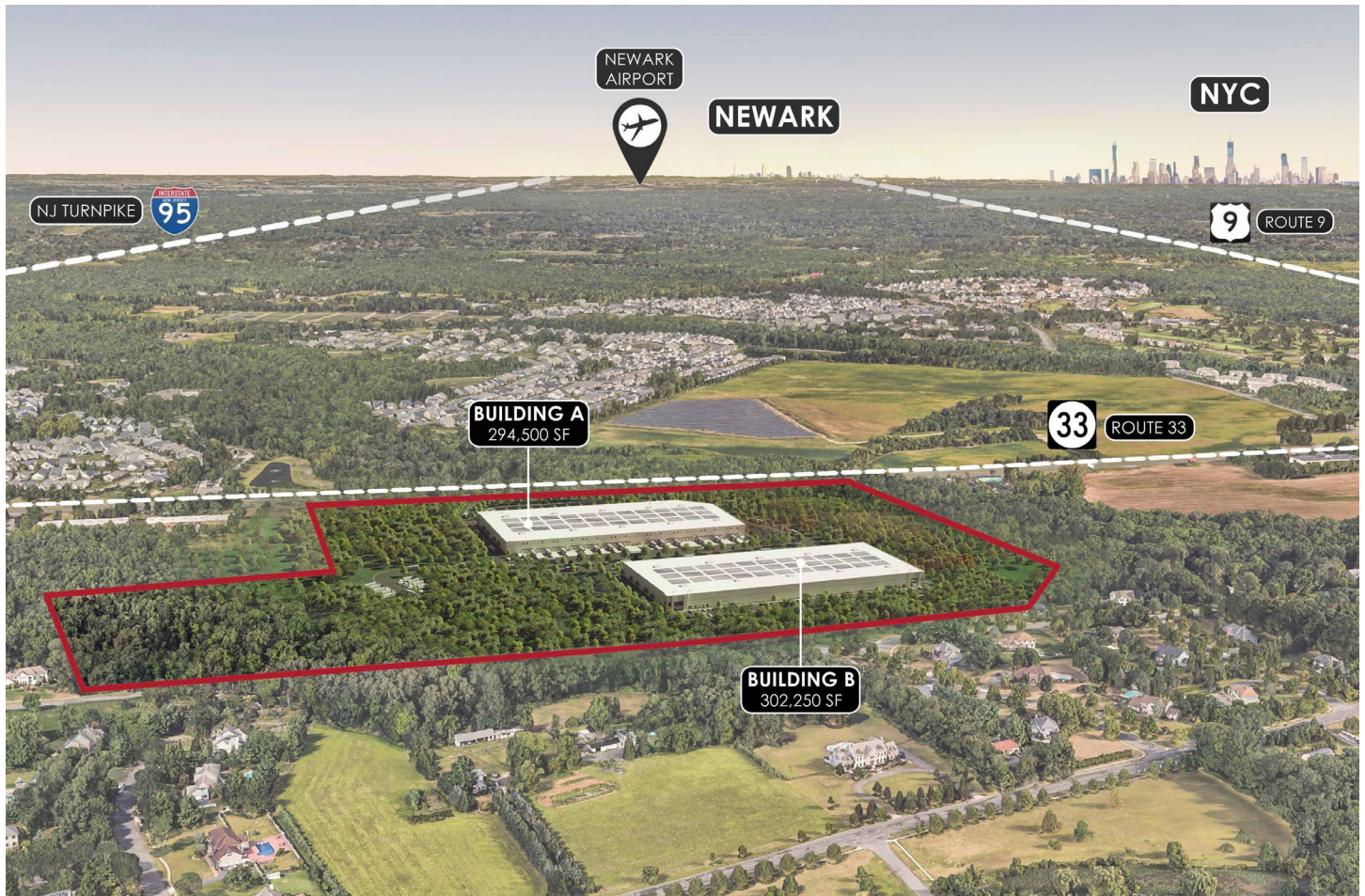
Manalapan, NJ

PROPERTY HIGHLIGHTS

Access to I-95 and New Jersey Parkway

46.8 miles to New York City and 55.4 miles to Philadelphia

Only 48 minutes from Newark Liberty International Airport



Contact Us

Learn more about this property or schedule a tour by reaching out to our local investment and leasing officer.

Chris McCrea

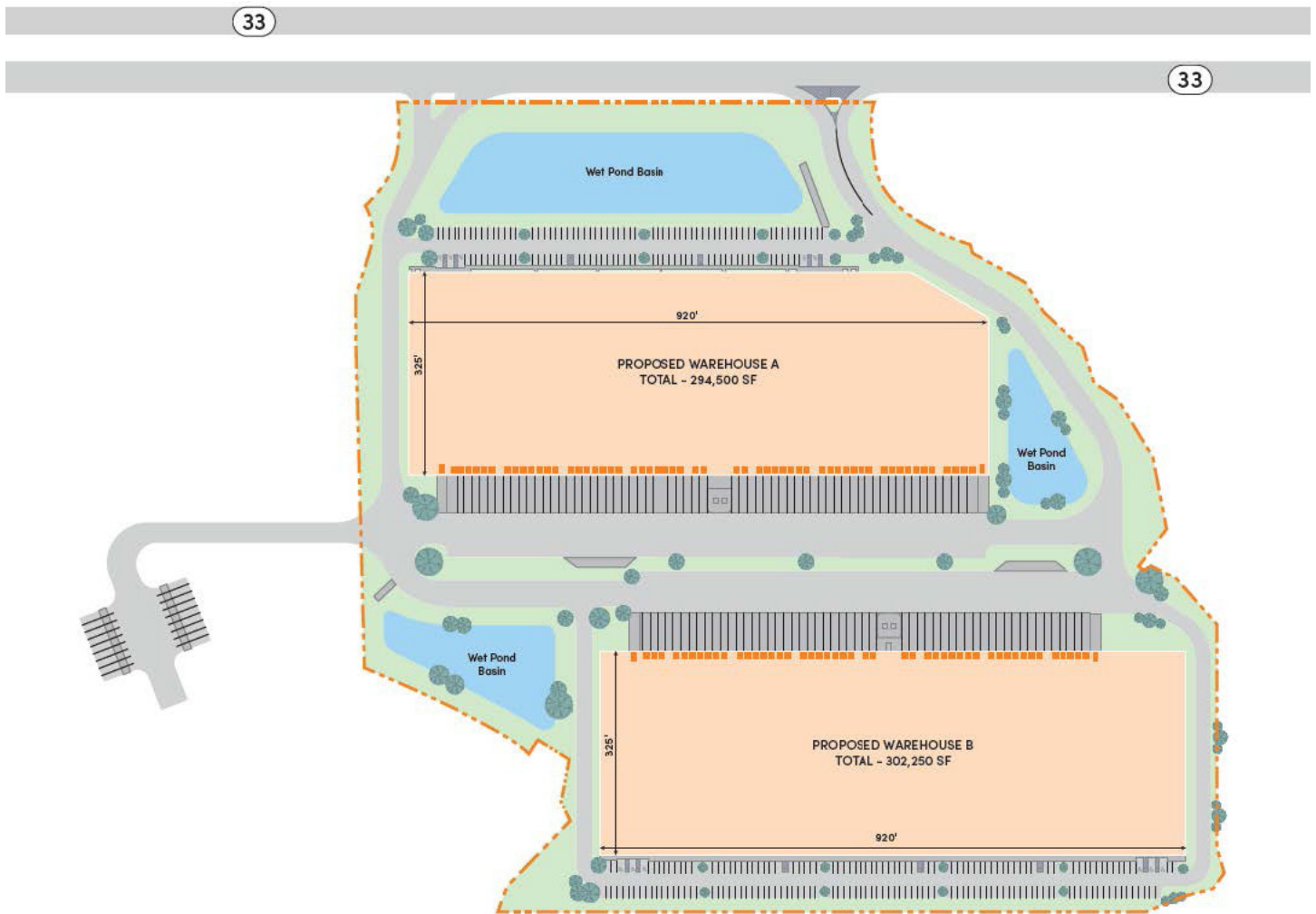
+1 (215) 514-9929

chris.mccrea@eqtpartners.com

Exit 8 Logistics Center Building A & B

Manalapan, NJ

SITE PLAN



Contact Us

Learn more about this property or schedule a tour by reaching out to our local investment and leasing officer.

Chris McCrea

+1 (215) 514-9929

chris.mccrea@eqtpartners.com