

TO LET

BELVEDERE WHARF UNIT 2A

A new 52,129 sq ft
highly specified logistics unit

AVAILABLE IMMEDIATELY

LONDON DA17 6FR
///CYCLE.REPLY.LIVING





NET ZERO CARBON
DEVELOPMENT

7 MILES FROM
J1A M25

BREEAM
EXCELLENT

WITHIN 45 MINUTES OF
OVER 4.3M PEOPLE

PROVEN URBAN
LOGISTICS LOCATION

EPC A+

POSITIONED TO DELIVER

Comprising 52,129 sq ft unit 2A is a new, highly specified warehouse/urban logistics facility with innovation and sustainability at the heart of its design.

Located just 7 miles from J1a of the M25 and within 45 minutes of over 4.3 million people, Belvedere Wharf is the ideal location for businesses looking to serve both local and national markets.


UNIT 2A
52,129 SQ FT



READY FOR IMMEDIATE OCCUPATION







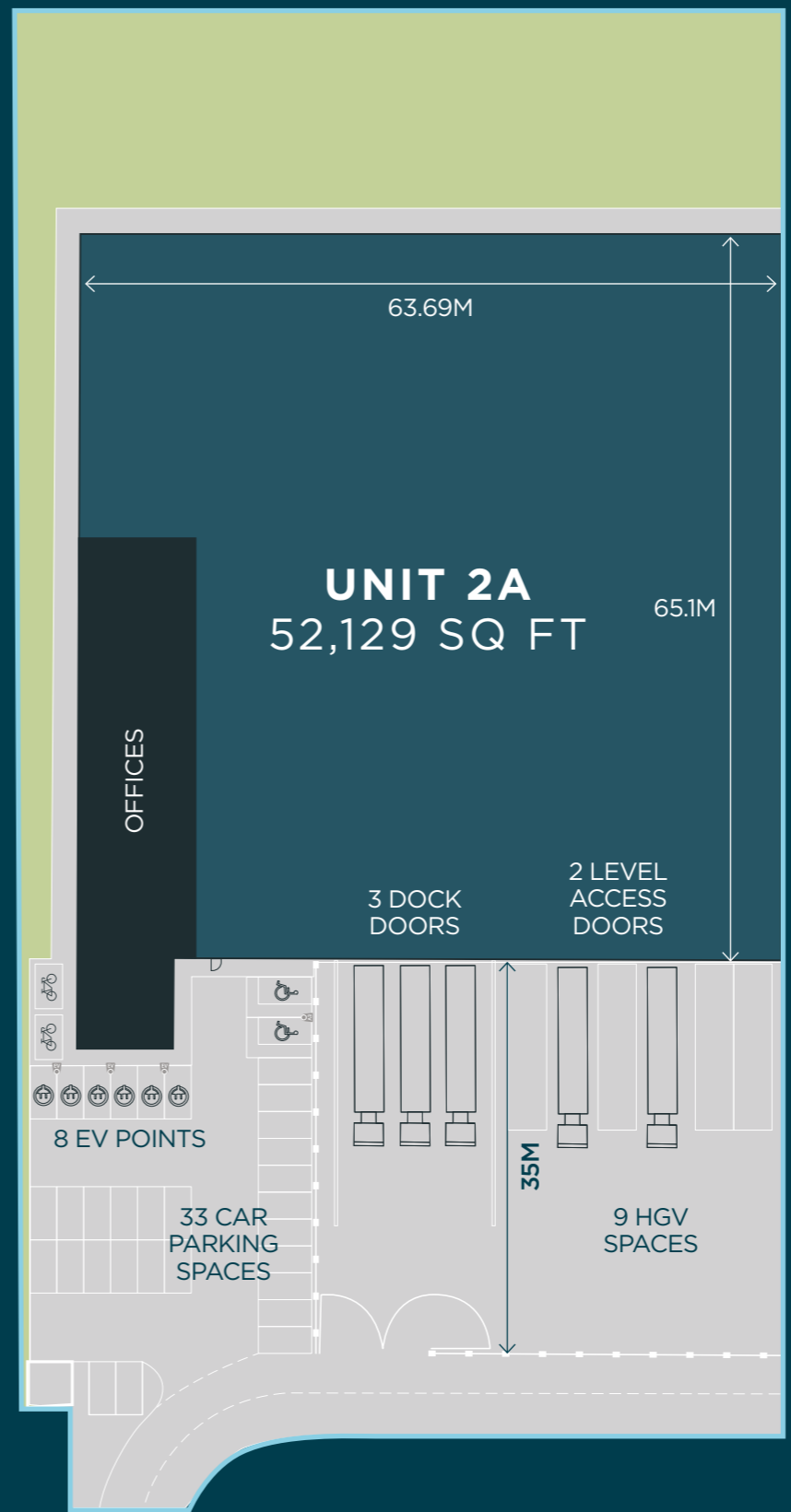


- SPECIFICATION**
-  12m clear height
 -  50kn/m2 floor loading
 -  3 dock level doors
 -  2 level access doors
 -  35m yard depth
 -  500kVA power
 -  33 car parking spaces
 -  9 HGV spaces
 -  BREEAM Excellent
 -  EPC A+

**TO LET
UNIT 2A**

A NEW HIGHLY SPECIFIED
WAREHOUSE/URBAN
LOGISTICS BUILDING
52,129 SQ FT

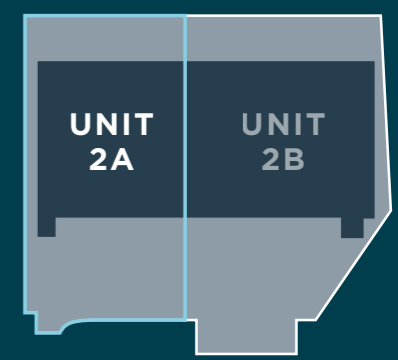
- SUSTAINABILITY**
-  8 EV Chargers
 -  Cycle Spaces
 -  LEDs in the offices
 -  15% Roof Lights




12M
EAVES HEIGHT


500
KVA AVAILABLE


EPC A+



Unit 2A at Belvedere Wharf has been designed to a grade A specification, offering a high quality working environment that boosts productivity and efficiency.

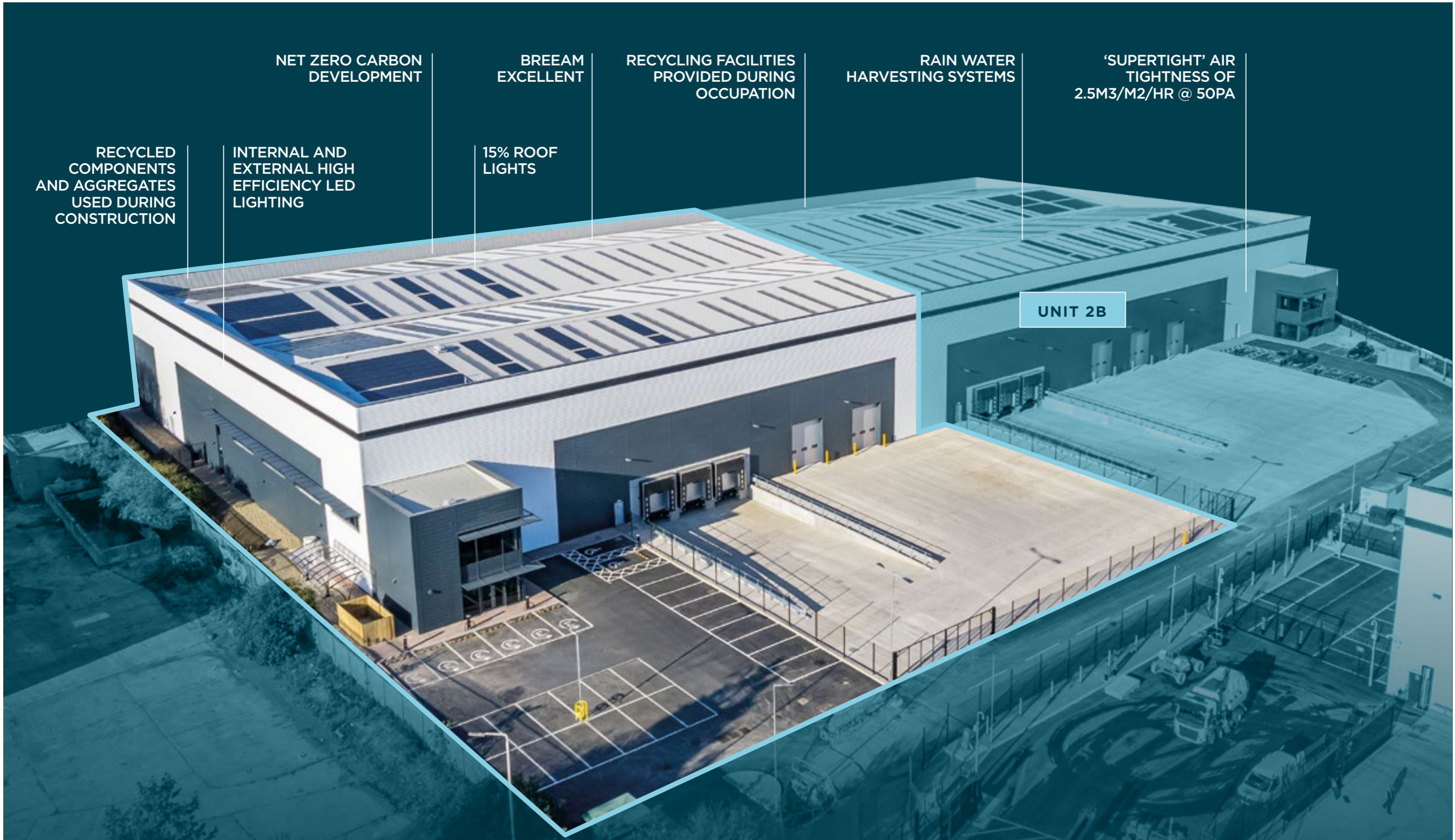
Schedule of Accommodation
(approx GEA)

UNIT 2A	sq ft	sq m
Warehouse	45,383	4,216
Ground floor offices	1,191	111
First floor offices	5,555	516
Total	52,129	4,843

SUSTAINABLE BY DESIGN

Built to the highest standard, Belvedere Wharf's future-thinking design has a particular focus on sustainability, with renewable and environmentally-responsible features integral to

the development. The building harnesses this high level of specification to prioritise energy efficiency and reduce operating costs.



NET ZERO CARBON
DEVELOPMENT

BREEAM
EXCELLENT

RECYCLING FACILITIES
PROVIDED DURING
OCCUPATION

RAIN WATER
HARVESTING SYSTEMS

'SUPERTIGHT' AIR
TIGHTNESS OF
2.5M3/M2/HR @ 50PA

RECYCLED
COMPONENTS
AND AGGREGATES
USED DURING
CONSTRUCTION

INTERNAL AND
EXTERNAL HIGH
EFFICIENCY LED
LIGHTING

15% ROOF
LIGHTS

UNIT 2B



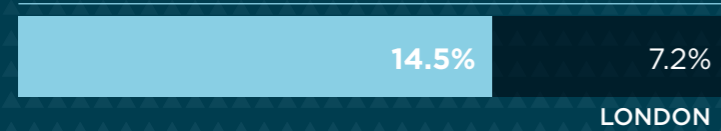
A POPULATION READY TO WORK

Positioned within 20 minutes of a population of over 500,000, combined with excellent public transport links including bus services and Crossrail, ensures the site is easily accessible.


Households within a 20 minute drive **500,000**



Local population employed in transport, storage and manufacturing



Local population economically active



The development benefits from a number of local amenities that are all within walking distance including:



Tritax is an asset manager with over 50 million sq ft under management, investing in critical supply chain real assets aligned to the major structural trends that are shaping the future economy, including digitisation, automation, urbanisation and green energy.

For further information
contact the letting agents:



Alice Hampden-Smith
alice.hampden-smith@dtre.com

Oscar Bryan
oscar.bryan@dtre.com

Ivan Scott
i.scott@glenny.co.uk

Max Doobay
m.doobay@glenny.co.uk

Hugh Walton
hugh.walton@savills.com

Nick Steens
nick.steens@savills.com