

**Electrical Information**

**Breaker Panel 1:**  
Service Type: 120/208  
Panel Type: Type 1  
Panel Number: SLY73695  
Manufacturer: Square D  
Amps: 225  
Location: Storage Room

**Exterior Disconnect Information:**

Amps: 200  
Panel Type: N/A  
Panel Number: N/A  
Manufacturer: N/A  
Location: Electrical Room at Rear of Unit  
Notes: Locked

**Ceiling Information:**

Height from Floor to Ceiling:  
Front: 12' Back: 8'  
Floor to Bottom of Deck:  
Front: 17' 6" Back: 16' 6"  
Floor to Bottom of Joist:  
Front: 16' Back: 14' 10"

**Fire Information:**

Riser Location: No Riser in Unit  
Sprinkler Heads Present: Yes  
Number of Sprinkler Heads: 36  
Fire Alarm Control Panel Present: No  
Brand: N/A  
Model: N/A

**Water Heater Information:**

Gallons: Inaccessible  
Water Line (in): 1/2"  
Manufacturer: A.O. Smith  
Model: Inaccessible  
Location: Maintenance Room

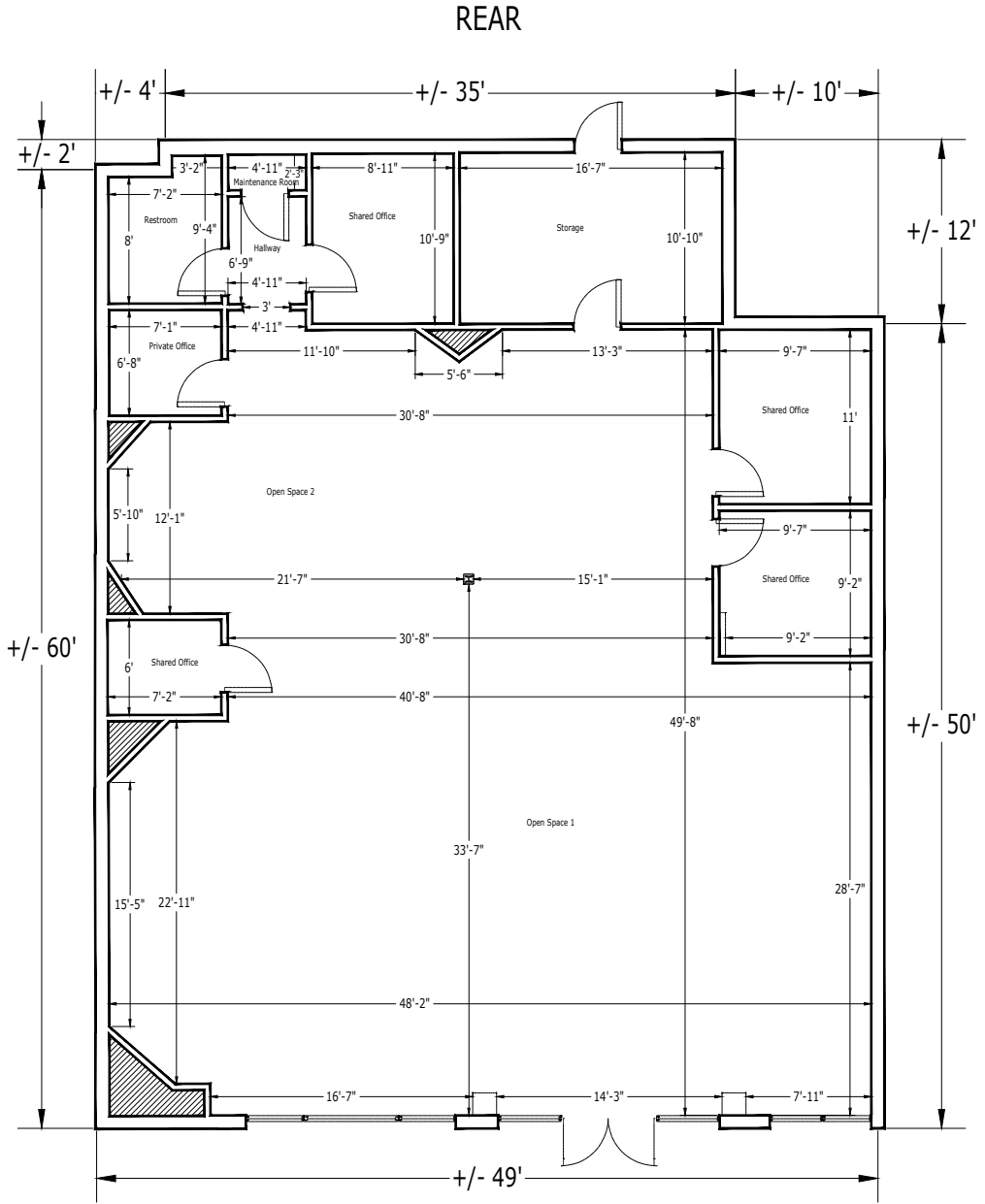
**Backflow Information:**

Number: 0  
Size: N/A  
Location: No Backflow Present


**HVAC Information:**

**Unit: 1**  
Manufacturer: CARRIER  
Model: 48HJE005G-551HE  
Serial: 2008G40812  
Tonnage: 4  
Year: 2008  
Notes:

**Unit: 2**  
Manufacturer: CARRIER  
Model: 48HJE005G-551HE  
Serial: 2008G40815  
Tonnage: 4  
Year: 2008  
Notes:



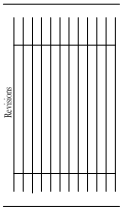
1 MAIN FLOOR



Brandywine Crossing  
Phase I  
Unit # 16004B  
16004B Gates Hwy  
Brandywine, MD 20613



Unit # 16004B  
+/- 2,926 SF  
Width +/- 49'  
Depth +/- 62'



Site Map  
Prepared 8/13/2018  
Unit # 16004B

Plans produced by:  
ID Plans

400 N. Tampa St. Suite 2210  
Tampa, FL 33602  
Phone: (813) 671-2545  
IDPlans.com



Site Map is for general use and purposes only. ID Plans does not guarantee the accuracy or validity of provided information. Measurements are not intended to be used for construction purposes or accepted as replacement for documents, drawings, or media intended or claimed to be structurally accurate, such as site diagrams. The property owner has and reserves the right and responsibility to verify, change, or alter the provided information at any time for any reason.

**SPACE PROFILE**  
FOR  
**Brandywine Crossing**  
**Phase I**

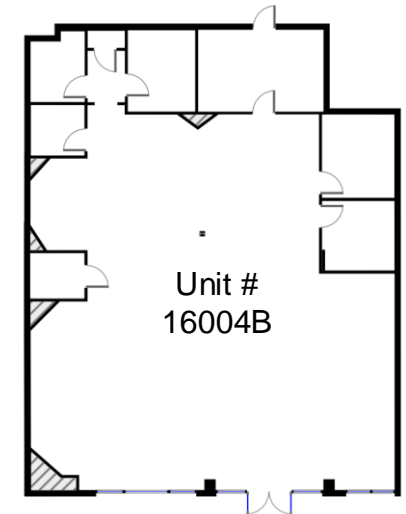
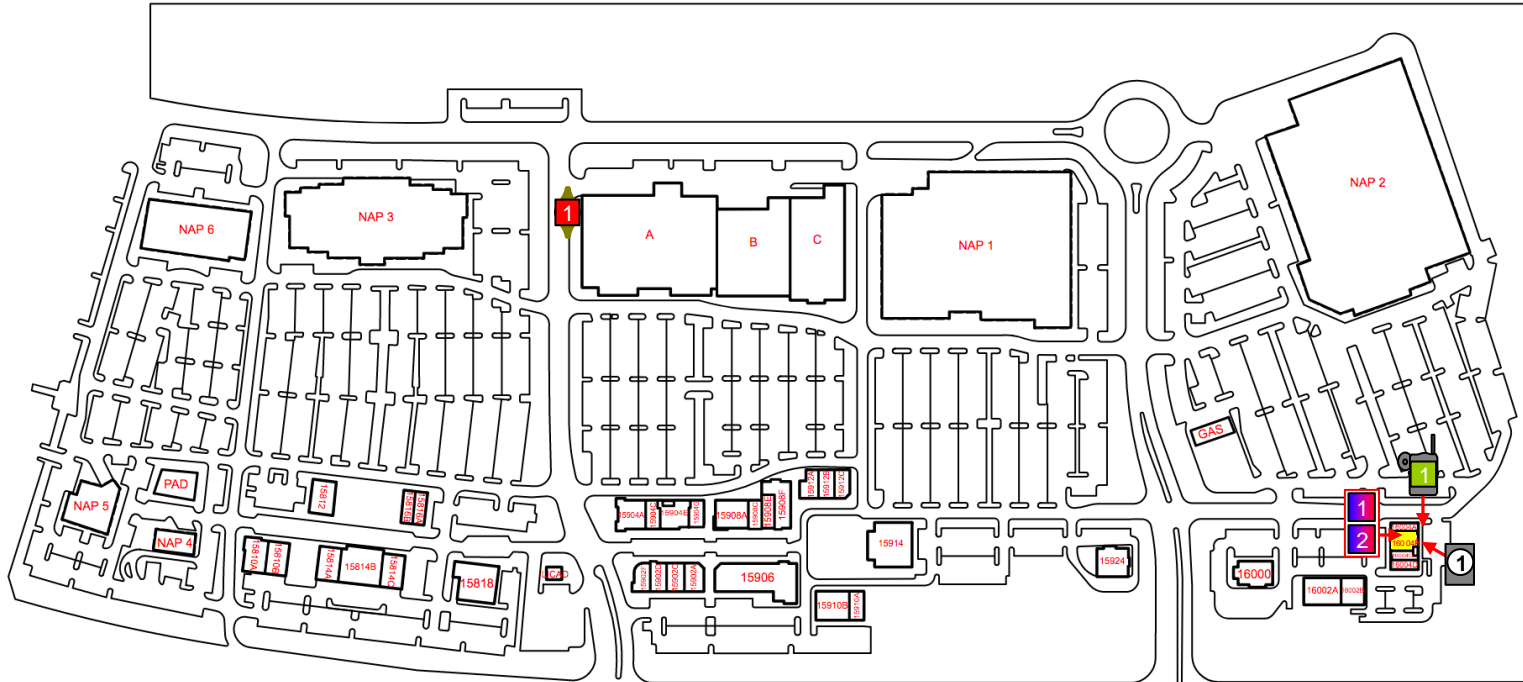
**Unit # 16004B**  
**2,926 Square Feet**



400 N. Tampa St.  
Suite 2210  
Tampa, FL 33602  
**IDPlans.com**

813-657-2545 [p]  
813-655-9370 [f]

<b>Unit Address:</b>	16004B Crain Hwy. Unit # 16004B Brandywine, MD 20613
----------------------	--


















































	<u>Reference #</u>	<u>Meter #</u>
<b>Electric</b>		<b>TEG020177475</b>
<b>Gas</b>		<b>T68658</b>
<b>Water (House Meter)</b>		<b>07363032</b>

<b>HVAC Units &amp; Information</b>						
Unit #	Space #	Manufacturer	Model #	Tonnage	Serial #	Year
1	16004B	CARRIER	48HJE005G- 551HE	4	2008G40812	2008
2	16004B	CARRIER	48HJE005G- 551HE	4	2008G40815	2008

Plans produced by:  
**ID Plans**  
8/14/2018  
(813) 657-2545

© 2018

# Legend

	Breaker Panel		Fire Extinguisher		Maintenance Sink		Window
	Circular Column		Fire Alarm Pulldown		Ceiling Fan w/Light		Fire Sprinkler
	Appliance Outlet		Glass Door		Rectangular Column		Pocket Door
	Fire Alarm		Handicap Handrail		Refrigerator		Track Lighting
	Drinking Fountain		Roof Hatch		Roll-Up Door		2-Bulb Fluorescent Lighting
	Door		HVAC Unit		Sink		3-Bulb Fluorescent Lighting
	Double Hung		Recessed Light		Swing Door		4-Bulb Fluorescent Lighting
	Electrical Outlet		Staircase		Toilet		Ceiling Air Vent
	Emergency Light		Joist Girder Direction		Can Light		Air Diffuser
	Exit Light		Hot Water Tank		Urinal		Ceiling Fan without Light
	Tankless Water Heater		Telephone Panel		Thermostat		Air Handler
	Step Down Transformer		Window Wall Opening		RJ 45		

Plans produced by:

**ID Plans**

4/30/2018

(813) 657-2545

**ID PLANS**

© 2018

Disclaimer: All items may not show on feature pages.

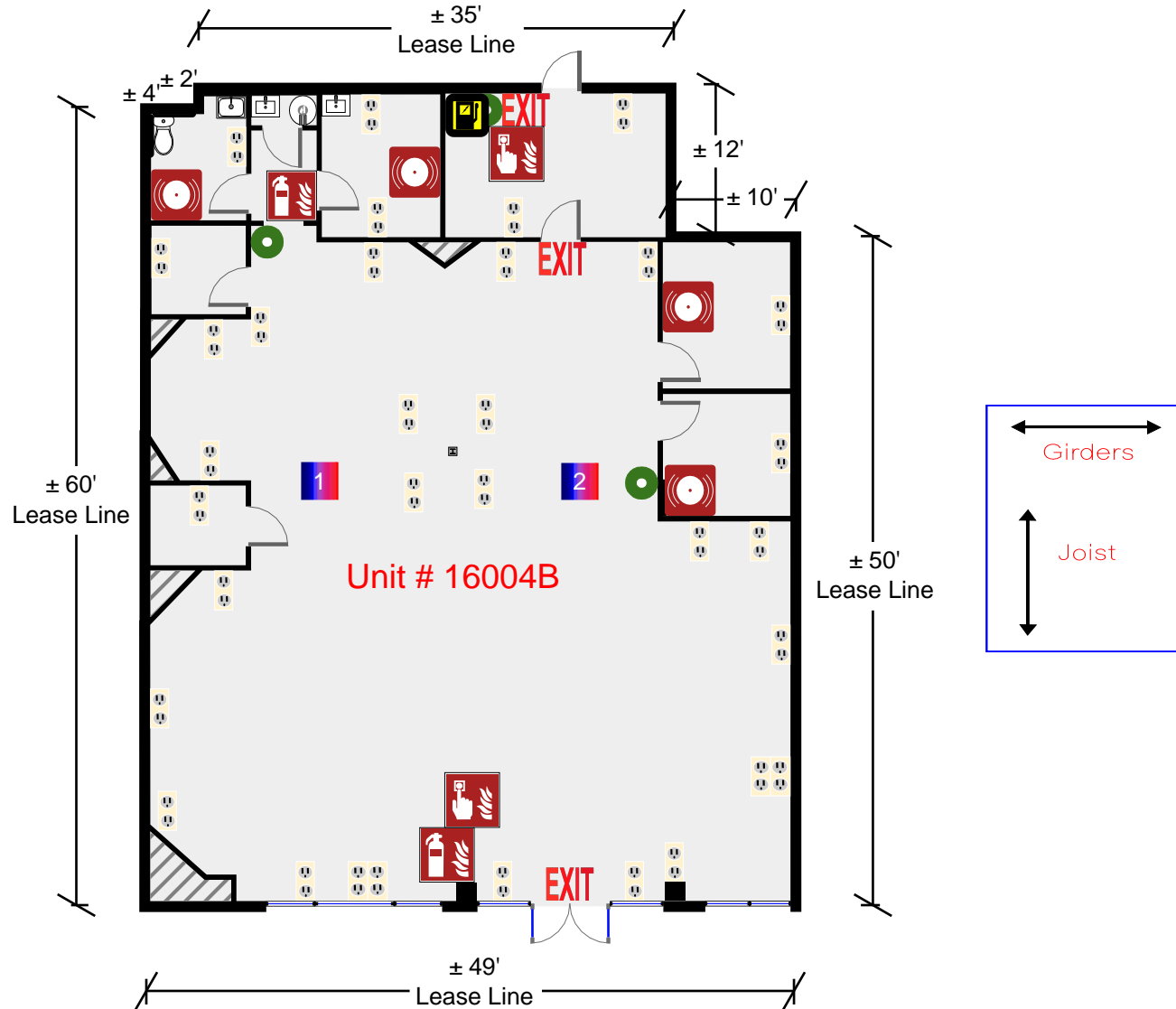
# Detail Plan

Rear

# Brandywine Crossing

## Phase I

### Unit # 16004B



Front

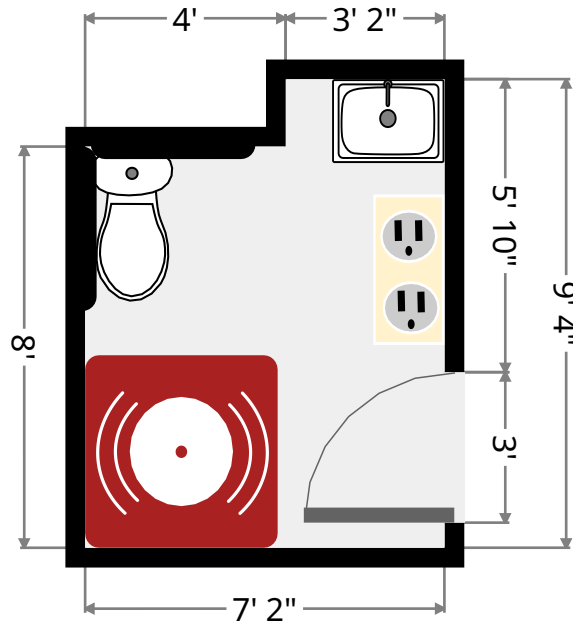






# Unisex Restroom

Width: 7' 2"  
Length: 9' 4"  
Area: 61.54 sq ft  
Perimeter: 33' 1/4"







# Brandywine Crossing Phase I

Unit # 16004B

## Unisex Restroom

<u>ADA Reference</u>	<u>Description</u>	<u>Compliant</u>	<u>Comments</u>
<b>Signage</b>			
216.8	Sign with ADA symbol	Yes	
703.2	Raised characters	Yes	
703.3	Braille	Yes	
703.4.2	Located at latch side of door	Yes	
703.4.1	Mounting height: 48"-60"	Yes	
<b>Restroom Entrance</b>			
404.2.3	Door opening width: 32" min. when open 90°	Yes	
404.2.4	18" on pull side of door plus 60" clear	Yes	
404.2.7	Accessible handles (operable by closed fist)	Yes	
404.2.7	Handle height: 34"-48"	Yes	
404.2.5, 303.2-3	Threshold: 1/4" H max. or 1/4"+1/4" beveled	N/A	
404.2.6	Vestibule: 48" min. plus width of doors	N/A	
<b>Inside Restroom</b>			
603.2.1, 304.3	Clear floor space: 60" diameter circle	No	
604.2	Toilet centerline from wall: 16"-18"	Yes	
604.3.1	Toilet clear floor space: 60" from side wall and 56" from rear wall	Yes	
604.4	Height of toilet seat: 17"-19"	Yes	
604.6	Height of flush control: 15"-48"	Yes	
604.6	Flush control located on open side of toilet	Yes	
604.5.1	Side wall grab bar: 42" L, 12" max. from wall	Yes	
609.4	Side wall grab bar: 33"-36" H to top	Yes	
604.5.2	Rear wall grab bar: 36" L, 12" & 24" $\phi$ toilet	Yes	
609.4	Rear wall grab bar: 33"-36" H to top	Yes	
604.7	TP dispenser: 7"-9" from front of toilet to $\phi$	Yes	
604.7	Height of TP dispenser: 15"-48"	Yes	
604.7	TP dispenser not located behind grab bar	Yes	
606.2	Sink clear floor space: 30" W x 48" D	Yes	
606.3	Height of sink rim: 34" max.	Yes	
306.6.6	Knee clearance: 27" H min. x 8" D min.	No	
606.5	Pipe protection below sink	Yes	
606.4	Faucet handles: operable by closed fist	Yes	
603.3	Bottom of mirror: 40" H max. if over sink	Yes	
603.3	Bottom of mirror: 35" H max. if not over sink	N/A	
308.2.2	Soap dispenser: 44" H max. if above sink	Yes	
308.2	Soap dispenser: 48" H max. not above sink	N/A	
308.2.2, 308.2	Paper towel dispenser: (same as soap)	Yes	
308.2.2, 308.2	Electric hand dryer: (same as soap)	N/A	
<b>Toilet Compartments (Stalls)</b>			
604.8.1.2	Door opening width: 32" min. when open 90°	N/A	
604.8.1.2	18" on pull side of door	N/A	
604.8.1.2	Is stall door self-closing	N/A	
309.4	Door lock: operable by closed fist	N/A	
404.2.7	Height of door lock: 34"-48"	N/A	
604.8.1.1	Stall width: 60" min.	N/A	
604.8.1.1	Stall depth: 56" min. wall hung toilet*	N/A	
604.8.1.1	Stall depth: 59" min. floor mounted toilet*	N/A	
	*Note: add door swing if door swings in		
604.6	Height of flush control: 15"-48"	N/A	



