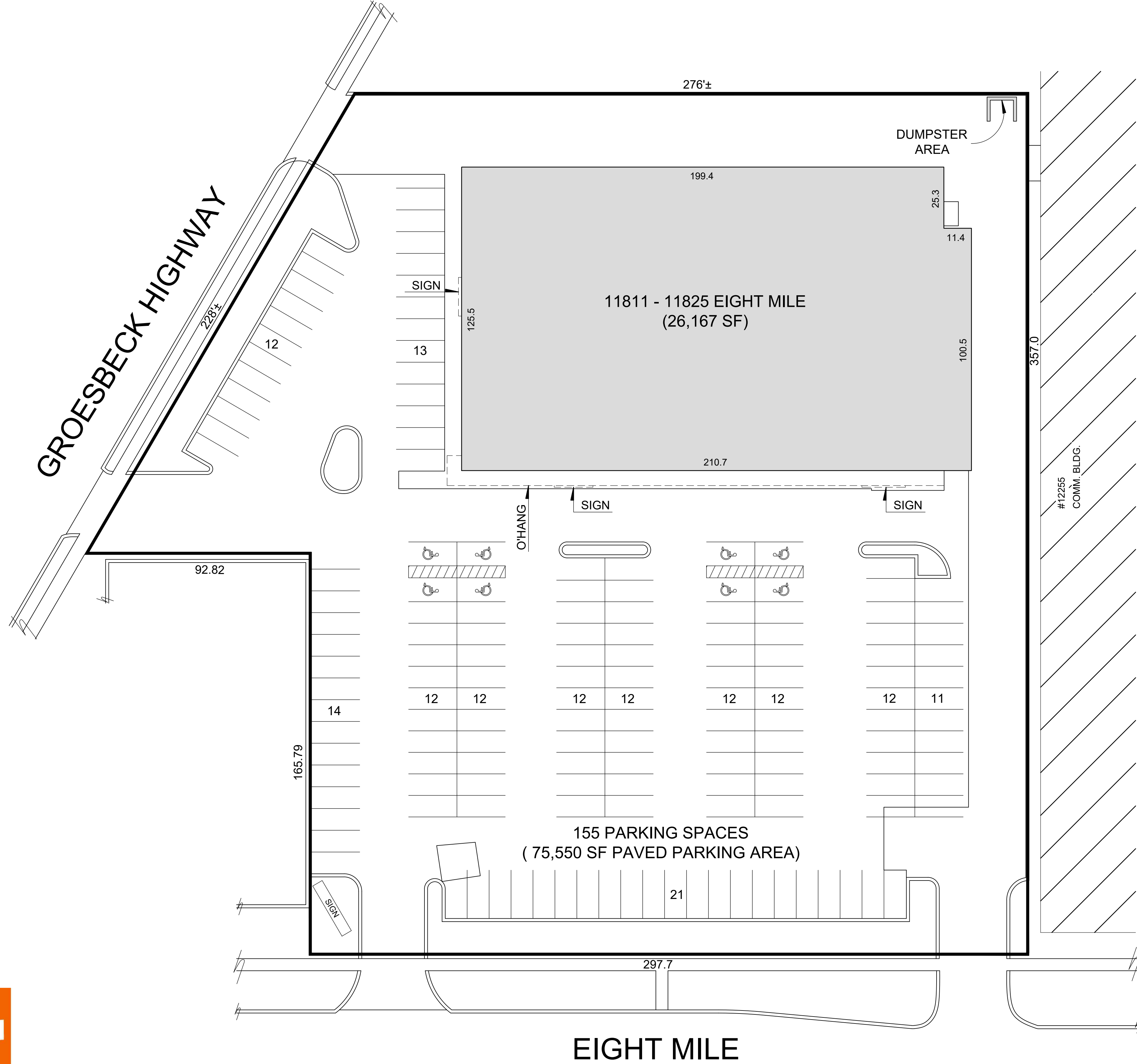


THE COMMONS AT BECK POINTE

11811-25 EIGHT MILE



SITE PLAN
NOT TO SCALE


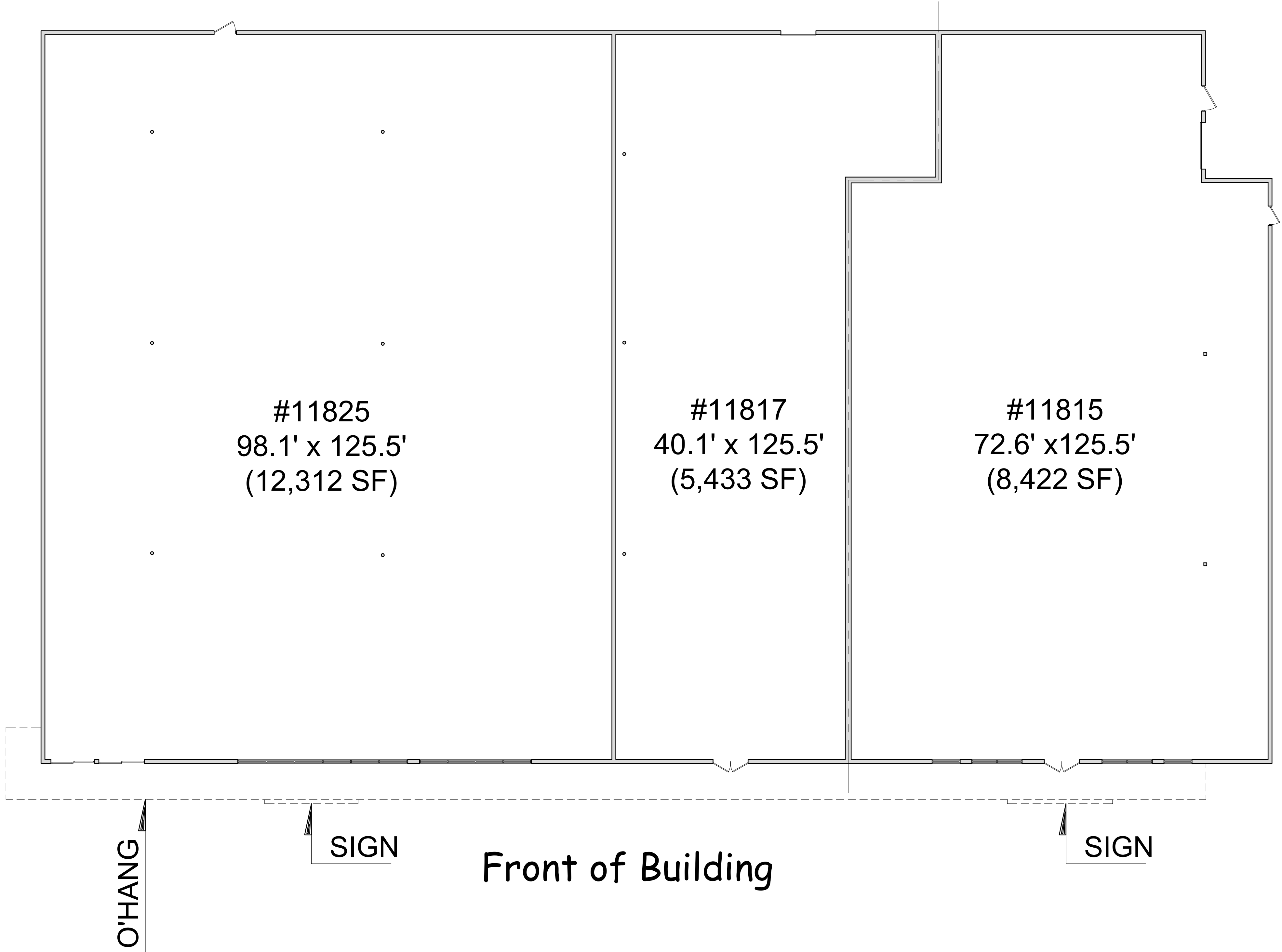
- NOTES:
1. TENANT SPACE AREA CALCULATIONS WHERE EXISTING DEMISING WALLS ARE PRESENT: DETERMINED BY MEASUREMENT TO THE CENTER OF DEMISING WALLS/PARTITIONS AND TO THE EXTERIOR FACE OF EXTERIOR WALLS.
 2. INTERIOR TENANT SPACE WIDTH AND DEPTH DIMENSIONS ARE APPROXIMATE AS SHOWN. FOR EXACT WIDTH AND DEPTH DIMENSIONS, EACH TENANT SPACE SHOULD BE MEASURED BY A QUALIFIED PROFESSIONAL.
 3. THE ORIENTATION OF THE INDICATED NORTH ARROW MAY NOT BE 'TRUE NORTH', BUT IS SUBSTANTIALLY NORTH. AS SUCH, IT IS 'CALLED NORTH' AND IS NOT INTENDED FOR NAVIGATIONAL USAGE.



JMC MANAGEMENT LLC
A FULL SERVICE BROKERAGE AND MANAGEMENT FIRM

THE COMMONS AT BECK POINTE

11811-25 EIGHT MILE



NOTES:

1. TENANT SPACE AREA CALCULATIONS WHERE EXISTING DEMISING WALLS ARE PRESENT: DETERMINED BY MEASUREMENT TO THE CENTER OF DEMISING WALLS/PARTITIONS AND TO THE EXTERIOR FACE OF EXTERIOR WALLS.
2. INTERIOR TENANT SPACE WIDTH AND DEPTH DIMENSIONS ARE APPROXIMATE AS SHOWN. FOR EXACT WIDTH AND DEPTH DIMENSIONS, EACH TENANT SPACE SHOULD BE MEASURED BY A QUALIFIED PROFESSIONAL.
3. THE ORIENTATION OF THE INDICATED NORTH ARROW MAY NOT BE 'TRUE NORTH', BUT IS SUBSTANTIALLY NORTH. AS SUCH, IT IS 'CALLED NORTH' AND IS NOT INTENDED FOR NAVIGATIONAL USAGE.
4. UNIT SIZES & AREA ARE APPROXIMATE.