

STATION PARK

52,212 RSF INDUSTRIAL SPACE
AVAILABLE FOR LEASE

330-339 S WARMINSTER RD

HATBORO, PA 19040

The
Flynn
Company



MICHAEL BORSKI JR., SIOR
MBORSKIJR@FLYNNCO.COM
215-561-6565 X 119



KEVIN FLYNN JR
KFLYNNJR@FLYNNCO.COM
215-561-6565 X 121




MARK PAWLOWSKI
MPAWLOWSKI@FLYNNCO.COM
215-561-6565 X 146

THE FLYNN COMPANY

WWW.FLYNNCO.COM | 1621 WOOD STREET, PHILADELPHIA, PA 19103 | 215.561.6565



PROPERTY HIGHLIGHTS



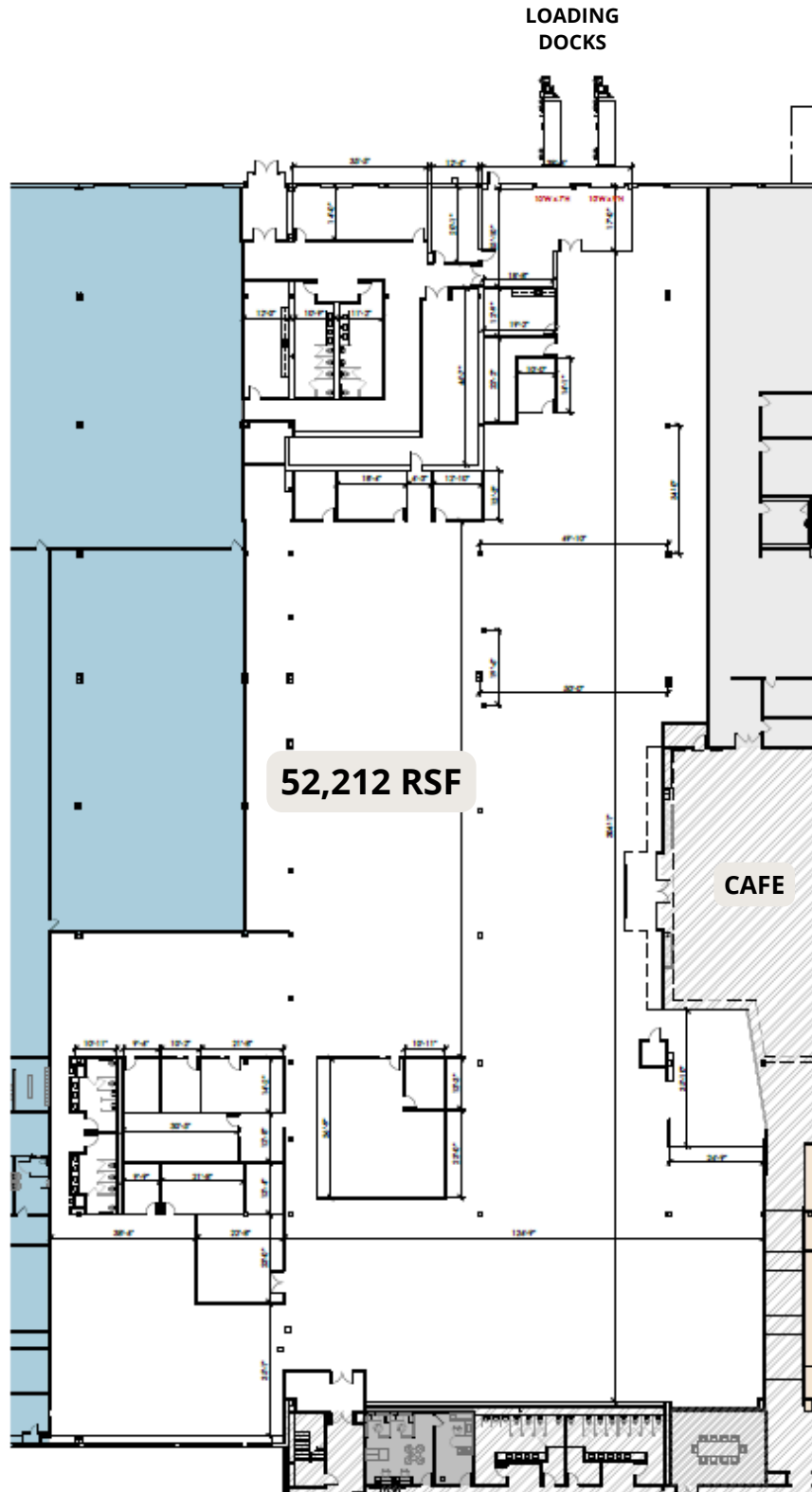
- 412,454 SF multi-tenant complex on 29.47 acres
- Flex Industrial Building Located catty corner to the SEPTA Hatboro Train Station
- Zoned LI: Limited Industrial District in Hatboro Borough
- Tax Parcel 08-00-05734-00-9
- 7 Mega Watts of Power to the site
- Fully wet sprinklered system with a new pump installed in 2019
- Two on-Site Generators
- 1,249 Parking Spaces (3 per 1,000 SF parking ratio)
- On-Site Common Grab N' Go Café
- On-Site KinderCare Daycare

UNIT HIGHLIGHTS

- Total SF - 52,212 RSF
- Private entrance from parking lot
- Large private offices & conference rooms
- Private restrooms
- 18 ft. clear
- Fully Conditioned space
- Electric- 3 phase power: 1200 amps (+) available
- 2 loading docks, potential for 1 Drive-in door
- Unit located next to common Grab N' Go Cafe.



FLOOR PLAN




1 PROPOSED FLOOR PLAN
SK SCALE NTS

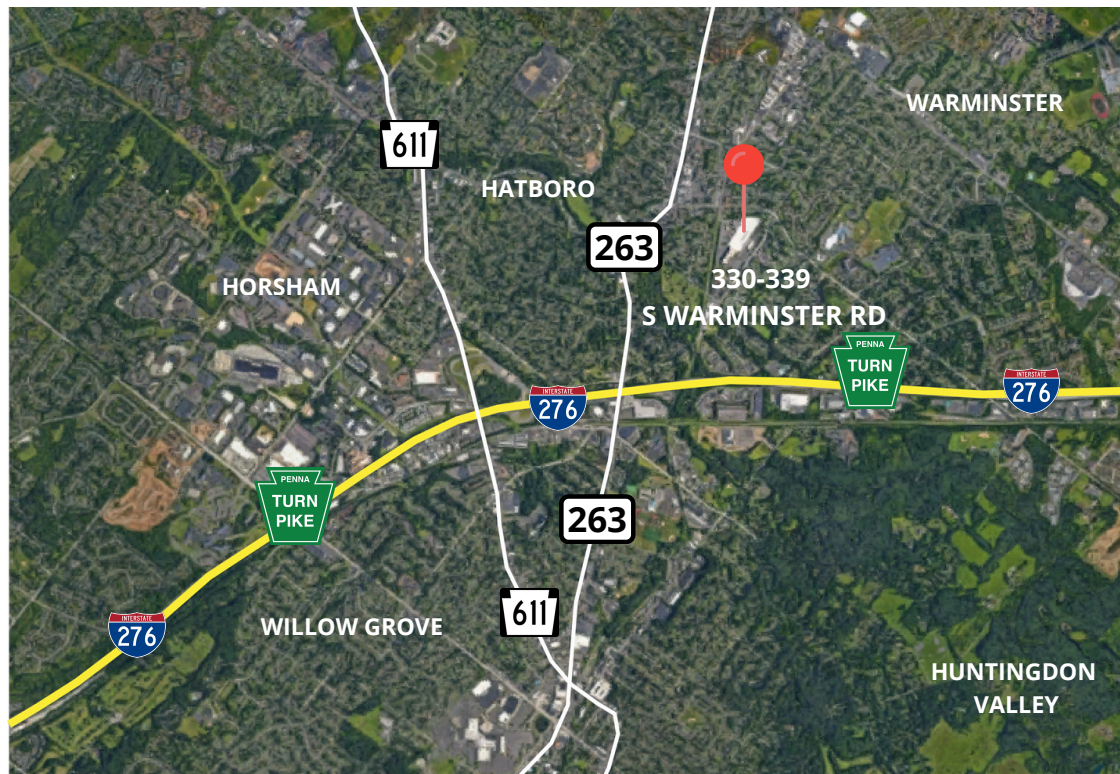


LOCATION

- The property is located at the intersection of Byberry and S Warminster Roads
- Approximately 1.75 miles from the Willow Grove exit of the Pennsylvania Turnpike.
- Additional access to the property is provided by Easton Road (611), County Line Road, Street Road and York Road.
- Located in close proximity to ample restaurants, shops and local amenities
- Trenton Mercer Airport 22.6 mi away | Philadelphia International Airport 28.1 mi away



HATBORO TRAIN STATION
LOCATED CATTY CORNER
TO THE REAR OF THE SITE



THE FLYNN COMPANY