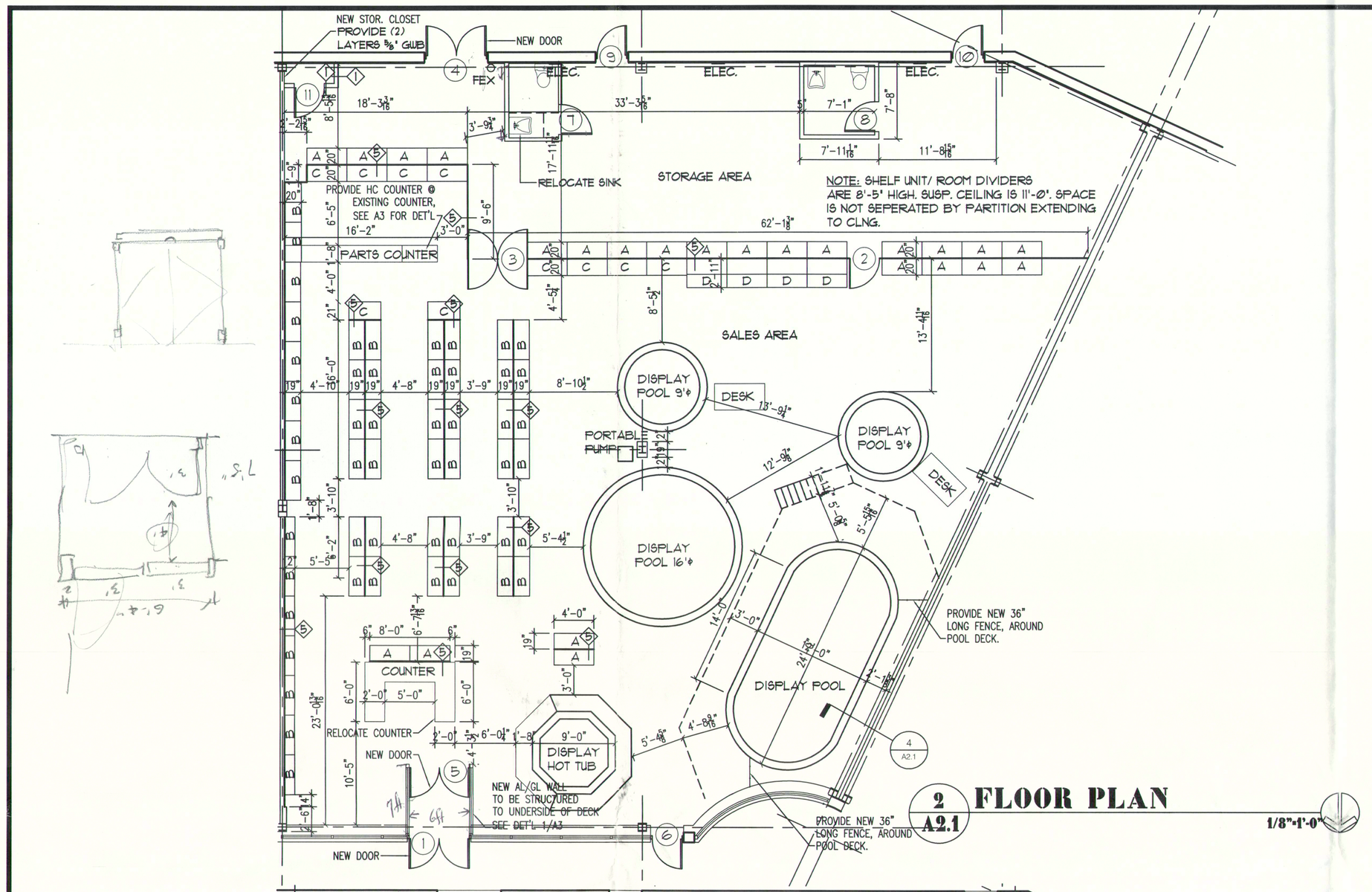

2 A2.1 **FLOOR PLAN** 1/8"=1'-0"

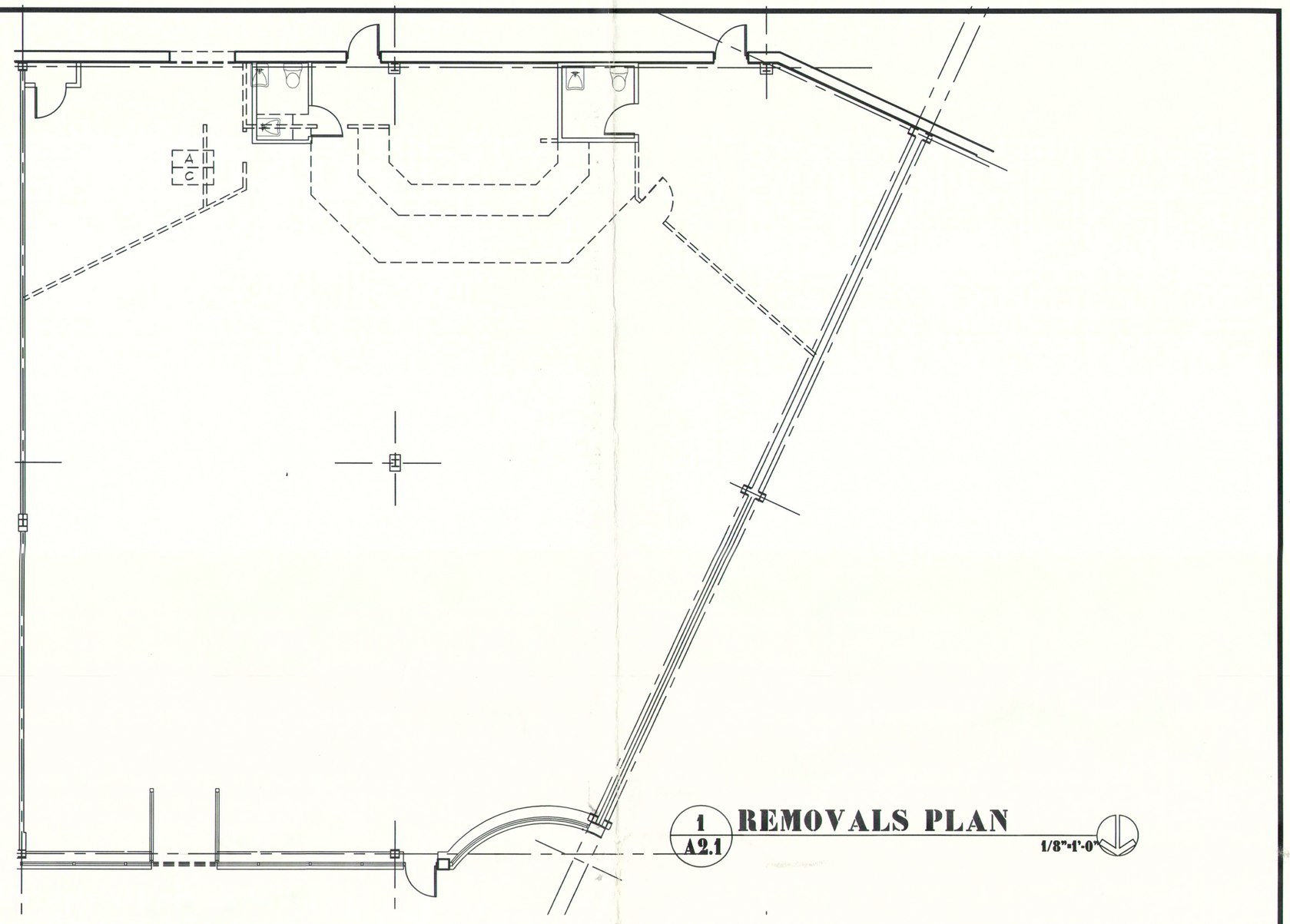

1 A2.1 **REMOVALS PLAN** 1/8"=1'-0"

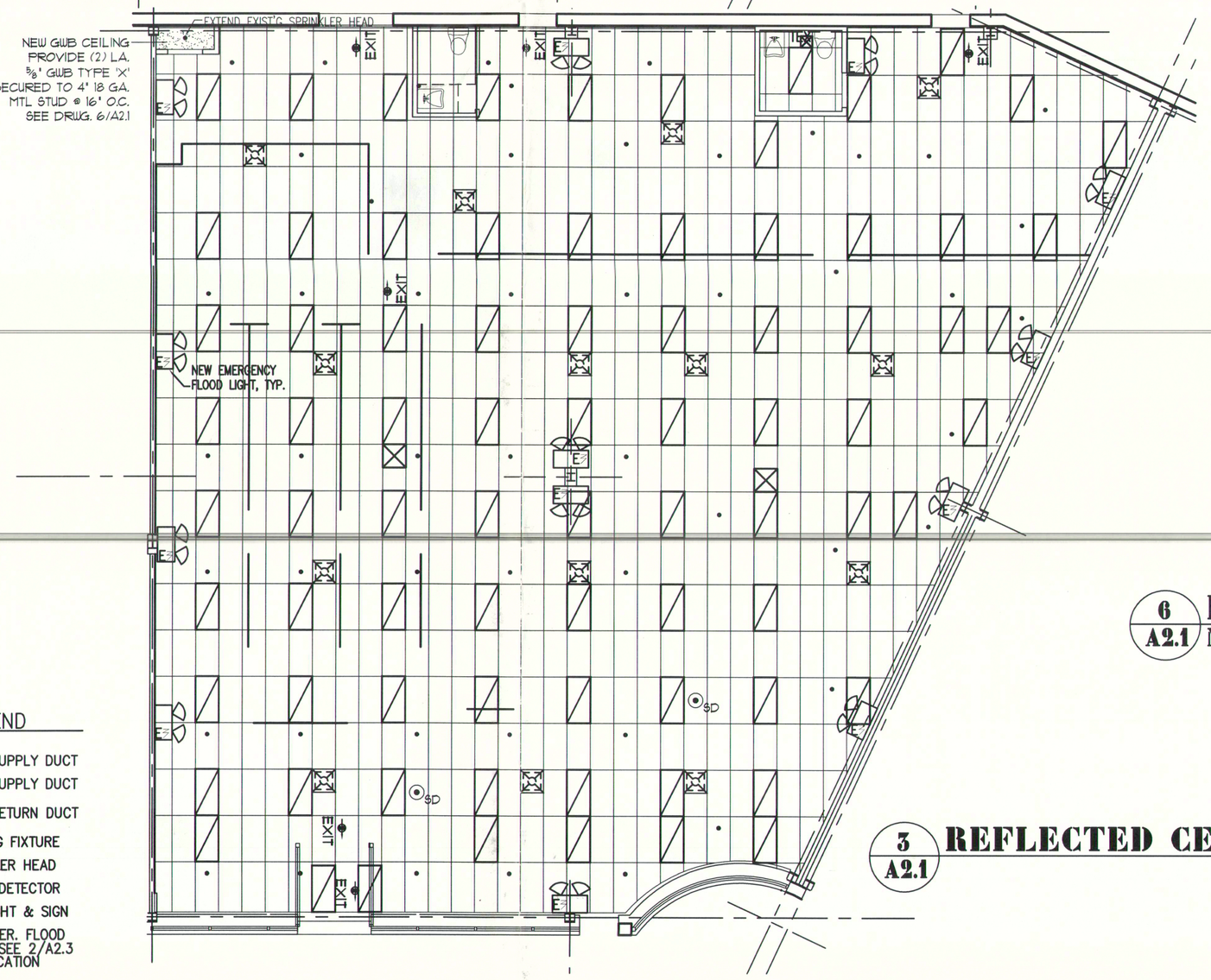

3 A2.1 **REFLECTED CEILING** 1/8"=1'-0"

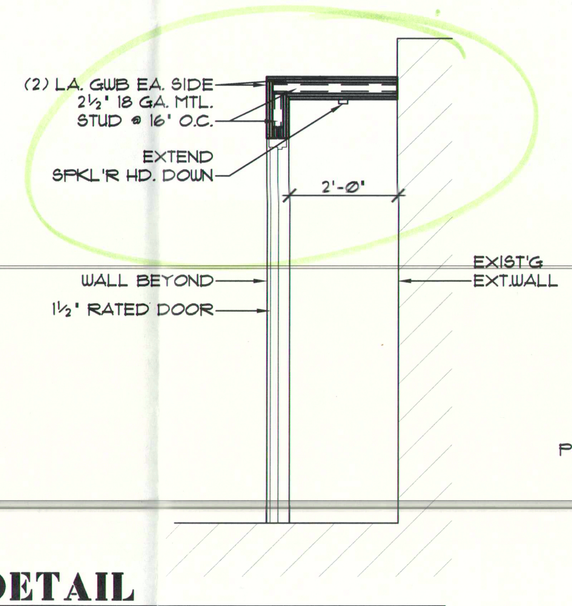

6 A2.1 **DETAIL NEW CLOSET** 1/2"=1'-0"

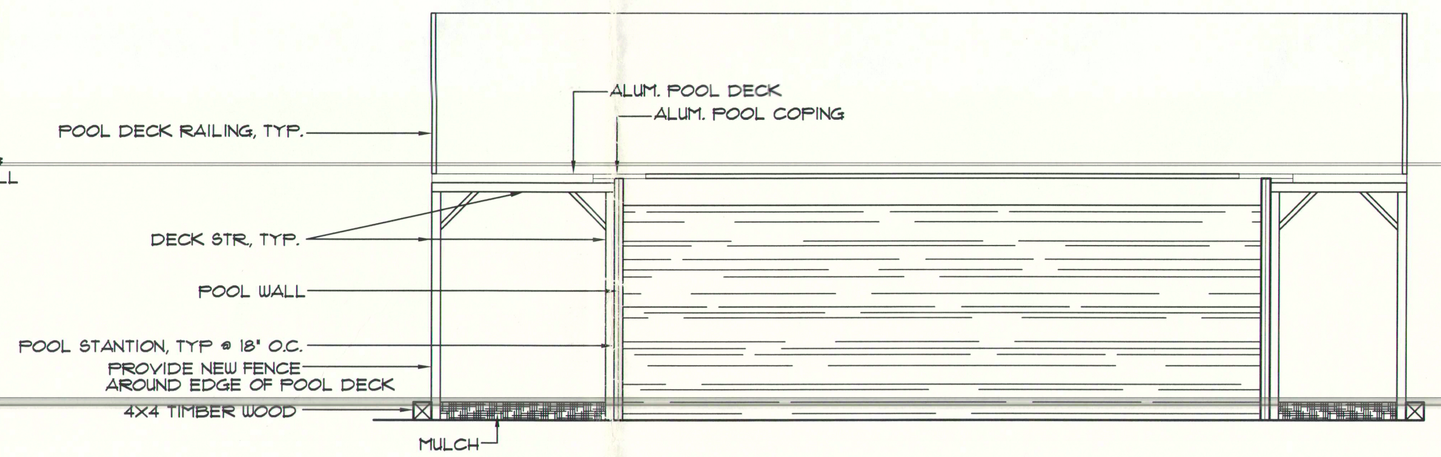

4 A2.1 **SECTION** 1/8"=1'-0"

CEILING LEGEND

- MECH SUPPLY DUCT
- TEX MECH SUPPLY DUCT
- MECH RETURN DUCT
- LIGHTING FIXTURE
- SPRINKLER HEAD
- SD SMOKE DETECTOR
- EXIT EXIT LIGHT & SIGN
- E NEW EMER. FLOOD LIGHTS SEE 2/A2.3 FOR LOCATION

ADD HAZ. STOR. CLOSET 7-10-07

ELKIN ARCHITECTURE PC
ARCHITECTURE • INTERIORS • PLANNING
Hauppauge Center, 64 Cain Drive, Brentwood, NY 11717
Telephone: 631-952-3280 Fax 631-952-3224

NEW FACILITY FOR
Brothers 3 Pools
5640-50 SUNRISE HWY., SAYVILLE, NY
S.C.T.M.# 0500-237-02-028.001

OWNER
DBA EAST SUNRISE CORP.
78 SUGAR MAPLE DRIVE, ROSLYN HEIGHTS, NY 11577
TEL. 516 328-8666

item	
date	9-1-06
drawn	PNE
scale	AS NOTED
project no.	2159
file no.	BB A2.DWG

drawing title
PLAN, CEILING PLAN & DETAILS
drawing number
A-2.1
BROTHERS 3 POOLS

USE OF ARCHITECT'S DESIGN, DRAWINGS, SPECIFICATIONS, AND OTHER DOCUMENTS Copyright © 2005 by Peter Elkin, Architect. The Architect shall be deemed the author of these documents and retains all common law, statutory, and other reserved rights, including copyright. Submission or distribution to meet official regulatory requirements or for other purposes in connection with the project is not to be construed as publication in derogation of the Architect's rights. These documents may not be reproduced or utilized in any form or by any means without permission in writing from the Architect.

Z:\0\Projects\SAYVILLE SHOP-CTR\BROTHERS-3\B-3B_A2.dwg 3/20/2009 8:47:20 AM hp5000.pc3