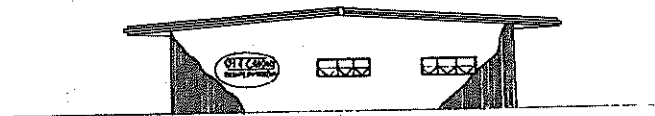
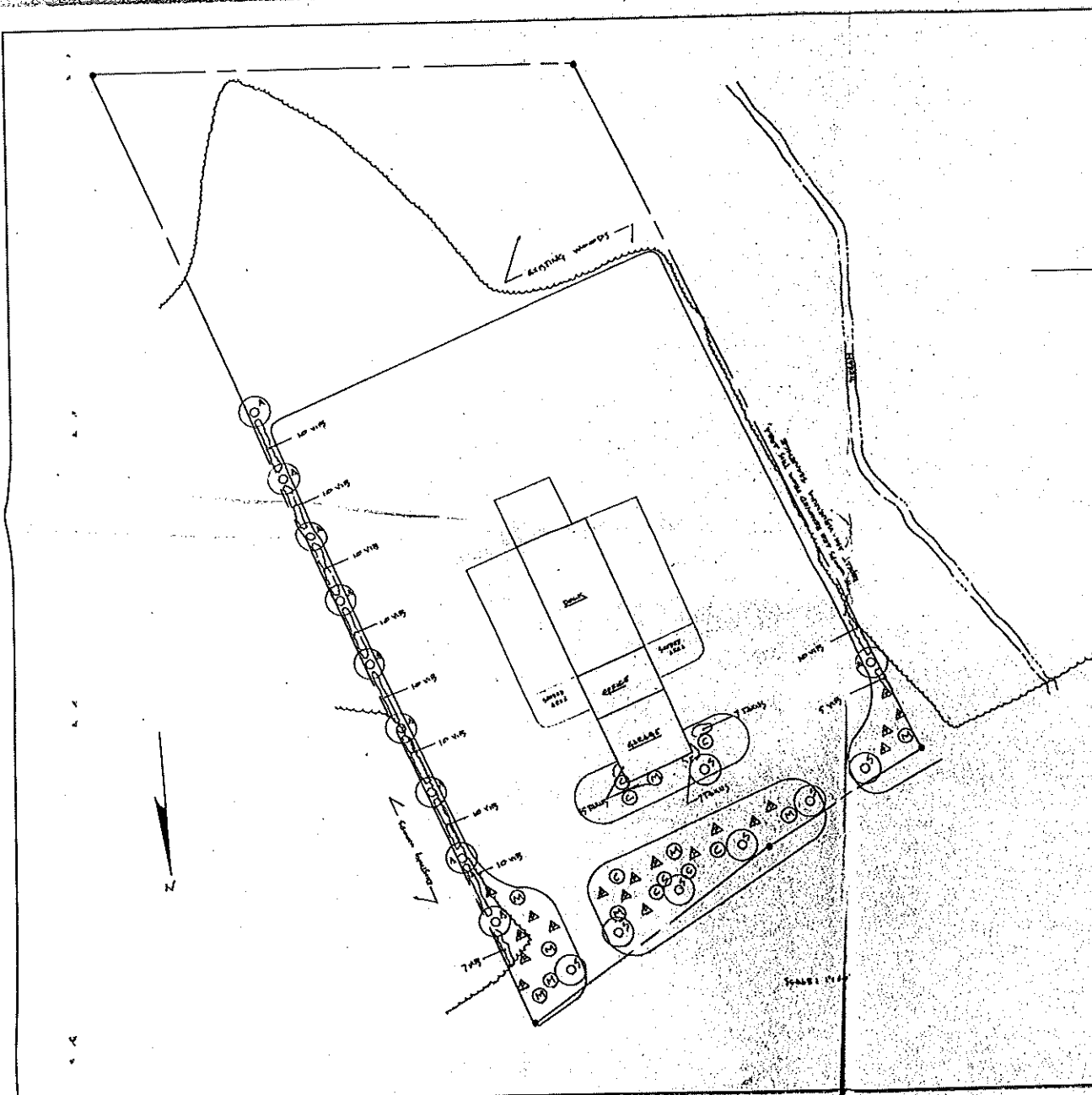


APPROVED  
 W111873

WEST STATE REALTY ADVERTISING CORPORATION		
OLD COLONY TRADING TERMINAL		
DATE: 11/1/73	APPROVED BY: BOBBI D. S. 10-5-73	BY: R. D. M.
ANTHONY D. CARLINO, P.E.		
CONSULTING ENGINEER		
ELEVATIONS		6

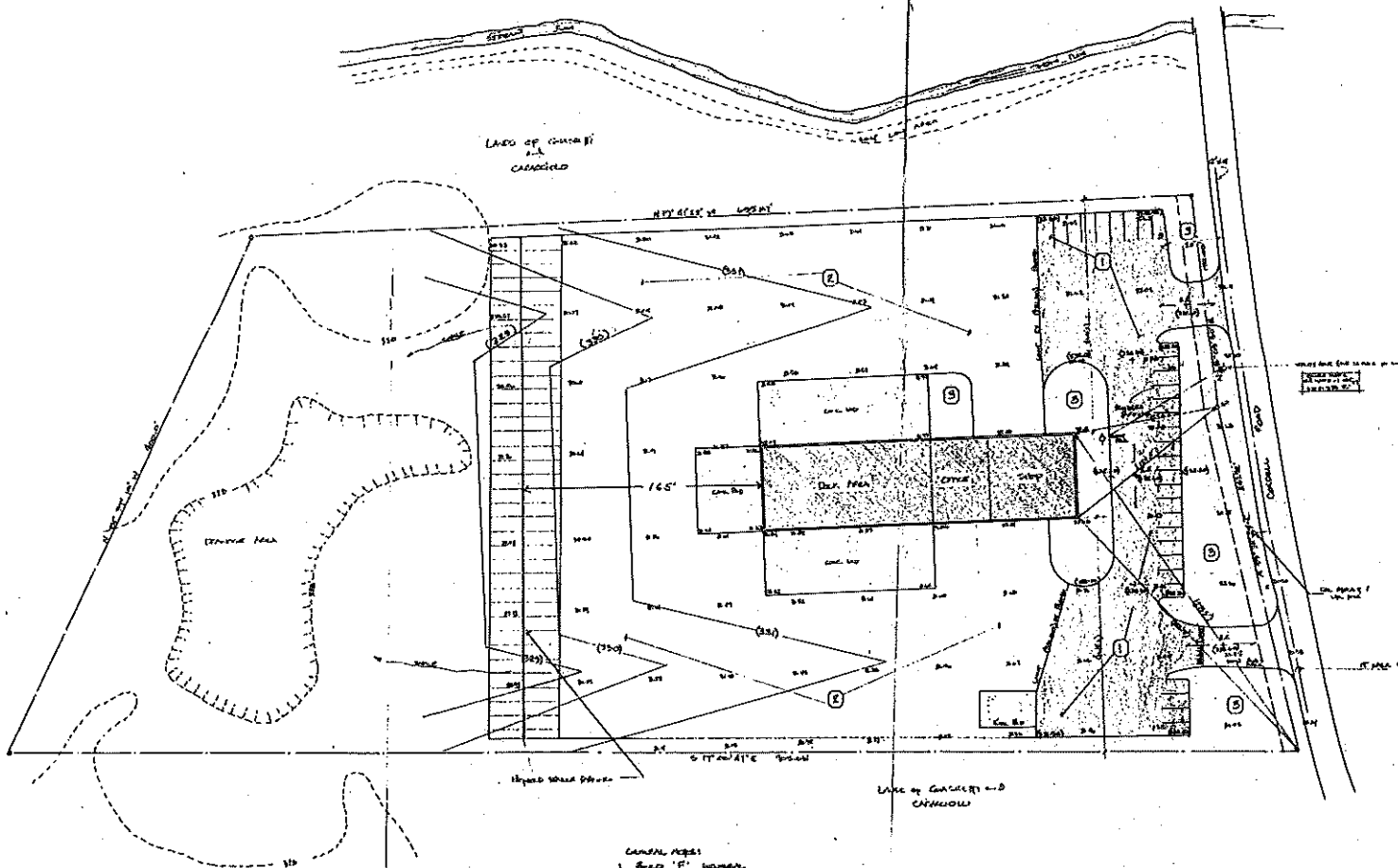


**PLANT LIST**

SYMBOL	BOT. NAME	SIZE	COLOR
A	ACER RUBRUM	1 1/2" - 1 7/8" CALIPER	RED MAPLE
S	ACER SACCHARUM	2" - 2 1/4" CALIPER	SUGAR MAPLE
C	CRATAEGUS OXYACANTHA	2" - 6" HIGH	ENGLISH HAWTHORNE
M	MALUS FLOREBUNDA	2" - 6" HIGH	JAPANESE FLOWER CRABTREE
P	PRUNUS NIGRA	2" - 6" HIGH	AUSTRIAN PINE
T	TAXUS CUSPIDATA	10" - 24" SPREAD (5'00)	JAPANESE TEW
V	VIBURNUM DENTATUM	2" - 3" HIGH (5'00)	BROWNWOOD VIBURNUM

NOTE: ALL PLANT MATERIAL FURNISHED BALL & BURLAPPED EXCEPT VIBURNUM DENTATUM.  
 SEE SCHEDULE OF PLANTS SHALL CONFORM TO U.S.A. STANDARD FOR NURSERY STOCK PUBLISHED BY THE AMERICAN ASSOCIATION OF NURSERYMEN.

BAY STATE REALTY & ADVERTISING CORP.	
AND COLONY TRUCKING TERMINAL	
DATE: 10-28-73	DATE: 11-8-74
WARD ASSOCIATES, P.C. LANDSCAPE ARCHITECTS	AND ENGINEERS
LANDSCAPE PLAN	
PAGE 5-2	



- GENERAL NOTES:**
1. 6" x 12" JOIST
  2. 2" x 4" x 8" x 12" x 16" x 20" x 24" x 28" x 32" x 36" x 40" x 44" x 48" x 52" x 56" x 60" x 64" x 68" x 72" x 76" x 80" x 84" x 88" x 92" x 96" x 100"
  3. 2" x 4" x 8" x 12" x 16" x 20" x 24" x 28" x 32" x 36" x 40" x 44" x 48" x 52" x 56" x 60" x 64" x 68" x 72" x 76" x 80" x 84" x 88" x 92" x 96" x 100"
  4. 2" x 4" x 8" x 12" x 16" x 20" x 24" x 28" x 32" x 36" x 40" x 44" x 48" x 52" x 56" x 60" x 64" x 68" x 72" x 76" x 80" x 84" x 88" x 92" x 96" x 100"
- (SEE SPECIFICATIONS FOR MATERIALS AND METHODS)
- (SEE SPECIFICATIONS FOR MATERIALS AND METHODS)

**PROVIDE SCHEDULE**

NO.	DESCRIPTION	QUANTITY	UNIT
1	CONCRETE	1500	CU YD
2	STEEL	1000	LB
3	PAINT	100	GA

(S.S.) Proposed Grades  
 (D.D.) Existing Grades



APPROVED  
 PLANNING BOARD  
 TOWN OF COLORED  
 80070



**WARD ASSOCIATES, PC**

**PROJ. TRACKING CO**

DATE: 1/10/00

BY: [Signature]

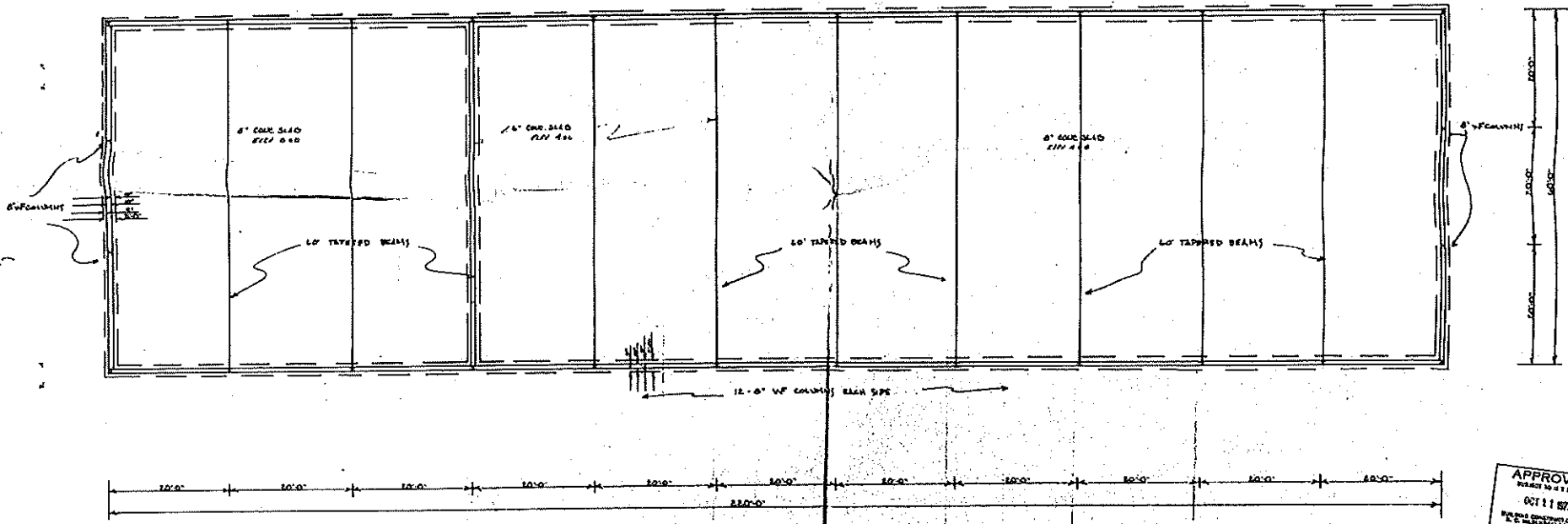
SCALE: 1" = 20'

DATE: 1/10/00

BY: [Signature]

REPUBLIC STEEL BUILDING NOMENCLATURE:

1. 60' x 220' TAPERED BEAM DESIGN WITH 11 - 20' BAYS
2. EAVE HEIGHT - 12' AND DOCK / OFFICE 10' IN GARAGE AREA
3. 24 GA. PAINTED METAL SIDING (LT. BRONZE COLOR)
4. 22 GA. METAL DECK ROOF. ROOF BUILT UP ROOF APPLICATION /
- ✓ 5. 1" RIGID ROOF INSULATION
6. LOADING DESIGN: 40 P.S.F. LIVE LOAD, 11.4 P.S.F. DEAD LOAD, 20 P.S.F. WIND LOAD
7. REPUBLIC STEEL WINDOWS & DOORS
8. 8' CANOPY EXTENSION OVER DOOR
- ✓ 9. STANDARD REPUBLIC TRIM TYPE 2 SECTIONS
- ✓ 10. LOADING DESIGN FOR THIS AREA IS 45 P.S.F. SNOW LOAD
- ✓ 11. ALL DEAD WIND LOAD
- ✓ 12. ALL FOOTINGS TO BE MIN 3'-6" BELOW GRADE



APPROVED  
 OCT 11 1973  
 PROFESSIONAL ENGINEER  
 STATE OF TEXAS  
 48734



BY STATE REALTY / ADVERTISING CORP.  
 DATE: 10-1-73  
 FOUNDATION / ANCHOR BOLT PLAN  
 AUTHORITY: S. GARCIA, P.E.  
 CONSULTING ENGINEER