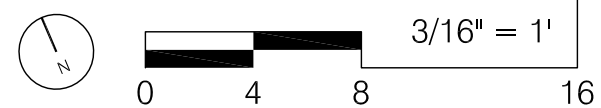






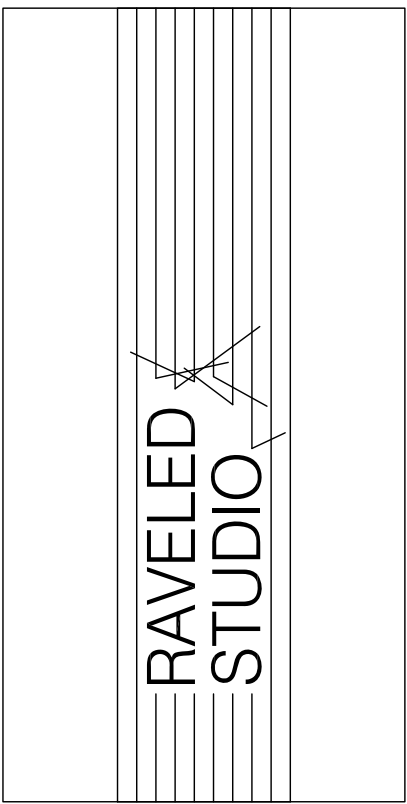


GROUND FLOOR PLAN

1



KEYNOTES	WALL NOTES	GENERAL NOTES	WALL LEGEND
	<div><div>E1</div>(E) Concrete wall.</div> <div><div>E2</div>(E) Partition wall.</div> <div><div>2</div>(N) Partition wall w/20 ga 3-5/8" studs at 16" o.c. w/one layer 5/8" GWB each side, 6" studs at wall greater than 10'-0" tall. 4" acoustic insulation, UL Des U404. Provide 5/8" mold resistant purple GWB at toilet room. See Sheet A-801/4</div>	<div><div>1</div>See Equipment (EQ) sheets for bar equipment specifications and health dept. notes.</div> <div><div>2</div>See finish schedule for finish specifications.</div> <div><div>3</div>See enlarged toilet plans for accessibility details.</div> <div><div>4</div>All non-cabinet/close doors to be 3'-0" x 6'-8" min.</div> <div><div>5</div>Signage stating "California State law prohibits sale of alcoholic beverages to persons who are under 21 years of age," and "No Loitering or Public Drinking signs" to be posted in prominent locations (near front entrances to the facility and/or at the bar.)</div>	<div><div> New wall</div><div><div> New Plumbing Wall</div><div><div> Existing wall w/new finish</div><div><div> Existing wall</div><div><div> Demo wall</div><div><div> Demo door</div></div></div></div></div></div></div>



408 S. SPRING ST. STE: 1205
LOS ANGELES, CA 90013

THE DRAWINGS, SPECIFICATIONS, IDEAS, DESIGNS AND ARRANGEMENTS REPRESENTED THEREBY ARE AND SHALL REMAIN THE PROPERTY OF THE DESIGNER AND NO PART THEREOF SHALL BE COPIED, DISCLOSED TO OTHERS OR USED IN CONNECTION WITH ANY PROJECT OR PROJECT OTHER THAN THE SPECIFIC PROJECT FOR WHICH THEY HAVE BEEN PREPARED AND DEVELOPED WITHOUT THE WRITTEN CONSENT OF THE DESIGNER. VISUAL CONDUCT WITH THESE DRAWINGS OR SPECIFICATIONS SHALL CONSTITUTE CONCLUSIVE EVIDENCE OF ACCEPTANCE OF THESE RESTRICTIONS.

©2011 RAVELED DESIGN STUDIOS

PROJECT
Mikeller Bar
330 W. Olympic Blvd.
Los Angeles, CA 90015

DATE

ISSUED FOR

INFO	Drawn: RT	Scale: As Shown	Job no: 1516
------	-----------	-----------------	--------------

TITLE

GROUND FLOOR
PLAN

NUMBER

A-210

LIGHT FIXTURE SCHEDULE

FIXTURE	#	DESCRIPTION	MANUFACTURER	CATALOG NO.	BULB TYPE	REMARKS
C1	1	Chandelier, Entry / Host				
C2	1	Chandelier, Entry Dining Area				
C3	3	Chandeliers, Private Room				
C4	4	Chandeliers, Coffee Bar				
FL1	34	48" T8 Fluorescent Fixture				
P1	7	Pendant Fixture, Main Bar				
P2	14	Pendant Fixture, Main Lounge (skylight area)				
P3	11	Pendant Fixture, North (glass) Wall, Main Lounge				
P4	7	Pendant Fixture, Banquette Dining Area, Main Lounge				
P5	6	Pendant Fixture, Coffee Bar Entrance				
P6	12	Pendant Fixture, Coffee Bar Counter				
P7	6	Pendant Fixture, Coffee Bar Drink Rail				
R1	7	Recessed Light Fixture, Typical				
R2	2	Recessed Light Fixture, Wet Location Lens				
W1	3	Wall Sconce, East Wall				
W2	4	Wall Sconce, North (glass) Wall				
W3	4	Wall Sconce, Private Room Exterior Wall				
W4	3	Wall Sconce, Private Room Interior Wall				

NOTE: ALL light fixtures to be dimmable-- all necessary switches, ballasts, transformers, etc. to be provided by G.C.

803.1 General.

Interior wall and ceiling finishes shall be classified in accordance with ASTM E 84. Such interior finish materials shall be grouped in the following classes in accordance with their flame spread and smoke-developed indices:

Class A: Flame spread 0-25; smoke-developed 0-450.

Class B: Flame spread 26-75; smoke-developed 0-450.

Class C: Flame spread 76-200; smoke-developed 0-450.

Exception: Materials, other than textiles, tested in accordance with Section 903.2.

NOTE: All interior finish materials applied to walls and ceilings shall be tested as specified in section 803. Required classifications for materials can be found in table 803.5. Classifications are described in section 803.1 (above).

ELECTRICAL LEGEND

#'-#"	Ceiling Height (A.F.F.) Above finish floor	TYPE	Ceiling Type. See Gen. Notes
⌞	Wall Sconce / Wall Lantern	POS	Point of Sale
—	Fluorescent fixture	⚡	Phone / Data - CAT 5 cable
⊕	Chandelier and Pendant Light	⚡	Wall Switch
⊞	Exhaust Fan	⚡	Wall Duplex
⊞	Exit Sign	⚡	Wall Quad Outlet
⊞	Smoke Detector	⊞	Recessed Fixture
		⊞	J-Box
		⊞	Speaker
		⊞	Emergency Light
		⊞	Security Camera Location

NOTES

- Lighting above food or utensils shall be shatter proof.
- Lighting control system located in AV Closet.

CEILING TYPES

- TYPE - 1 (N) 5/8" GWB on (E) or (N) 2x6 wood joists @ 24" O.C.
- TYPE - 2 (E) exposed wood framed ceiling
- TYPE - 3 (N) 5/8" GWB on (E) wood framed ceiling, clean, washable
- TYPE - 4 (N) clean, washable approved clear sealant over (E) exposed wood framed ceiling @ coffee prep. area

TABLE 803.5
INTERIOR WALL AND CEILING FINISH REQUIREMENTS BY OCCUPANCY*

GROUP	SPRINKLERED ¹			NONSPRINKLERED		
	Exit enclosures and exit passageways ^{2,3}	Corridors	Rooms and enclosed spaces ⁴	Exit enclosures and exit passageways ^{2,3}	Corridors	Rooms and enclosed spaces ⁴
A-1 & A-2	B	B	C	A	A ⁴	B ⁴
A-3 ⁵ , A-4, A-5	B	B	C	A	A ⁴	C
B, E, M, R-1, R-4	B	C	C	A	B	C
F	C	C	C	B	C	C
H	B	B	C ⁶	A	A	B
I-1	B	C	C	A	B	B
I-2	B	B	B ^{4,1}	A	A	B
I-3	A	A ¹	C	A	A	B
I-4	B	B	B ^{4,1}	A	A	B
R-2	C	C	C	B	B	C
R-3	C	C	C	C	C	C
S	C	C	C	B	B	C
U	No restrictions			No restrictions		

For SI: 1 inch = 25.4 mm, 1 square foot = 0.0929 m².

a. Class C interior finish materials shall be permitted for wainscoting or paneling of not more than 1,000 square feet of applied surface area in the grade lobby where applied directly to a noncombustible base or over furring strips applied to a noncombustible base and fireblocked as required by Section 903.4.1.

b. In exit enclosures of buildings less than three stories in height of other than Group I-3, Class B interior finish for nonsprinklered buildings and Class C interior finish for sprinklered buildings shall be permitted.

c. Requirements for rooms and enclosed spaces shall be based upon spaces enclosed by partitions. Where a fire-resistance rating is required for structural elements, the enclosing partitions shall extend from the floor to the ceiling. Partitions that do not comply with this shall be considered enclosing spaces and the rooms or spaces on both sides shall be considered one. In determining the applicable requirements for rooms and enclosed spaces, the specific occupancy thereof shall be the governing factor regardless of the group classification of the building or structure.

d. Lobby areas in Group A-1, A-2 and A-3 occupancies shall not be less than Class B materials.

e. Class C interior finish materials shall be permitted in places of assembly with an occupant load of 300 persons or less.

f. For places of religious worship, wood used for ornamental purposes, trusses, paneling or chancel furnishing shall be permitted.

g. Class B material is required where the building exceeds two stories.

h. Class C interior finish materials shall be permitted in administrative spaces.

i. Class C interior finish materials shall be permitted in rooms with a capacity of four persons or less.

j. Class B materials shall be permitted as wainscoting extending not more than 48 inches above the finished floor in corridors.

k. Finish materials as provided for in other sections of this code.

l. Applies when the exit enclosures, exit passageways, corridors or rooms and enclosed spaces are protected by a sprinkler system installed in accordance with Section 903.3.1.1 or 903.3.1.2.

THE DRAWINGS, SPECIFICATIONS, IDEAS, DESIGNS AND ARRANGEMENTS REPRESENTED THEREBY ARE AND SHALL REMAIN THE PROPERTY OF THE DESIGNER, AND NO PART THEREOF SHALL BE COPIED, REPRODUCED, OR USED IN CONNECTION WITH ANY WORK OR PROJECT OTHER THAN THE SPECIFIC PROJECT FOR WHICH THEY HAVE BEEN PREPARED AND DEVELOPED WITHOUT THE WRITTEN CONSENT OF THE DESIGNER. VISUAL CONTACT WITH THESE DRAWINGS OR SPECIFICATIONS SHALL CONSTITUTE CONCLUSIVE EVIDENCE OF ACCEPTANCE OF THESE RESTRICTIONS.

©2011 RAVELED DESIGN STUDIOS

408 S. SPRING ST. STE: 1205
LOS ANGELES, CA 90013

PROJECT
Mikkeller Bar
330 W. Olympic Blvd.
Los Angeles, CA 90015

DATE

ISSUED FOR

INFO

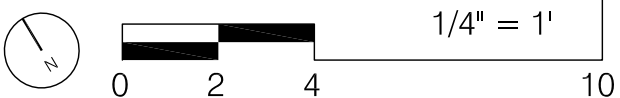
Drawn:

TITLE
REFLECTED CEILING PLAN

NUMBER

A-310

REFLECTED CEILING PLAN



1