

INDUSTRIAL SPACE FOR LEASE

5 VREELAND ROAD

Florham Park, NJ

Available
± 25,565 SF



Industrial facility located in the premier Morris Region

Building Specifications

Available Space	± 25,565 SF
Office Space	± 2,440 SF
Clear Height	20' - 21'
Car Parking	±26
Dock Doors	3
Potential Drive-in Door	1
Column Spacing	31' x 37'
Power	600A / 208V

Location

NJ-10

Less than 2 miles to NJ-10

I-287

15 Minutes or less to access I-287, I-280, and I-80

PORT OF NYNJ

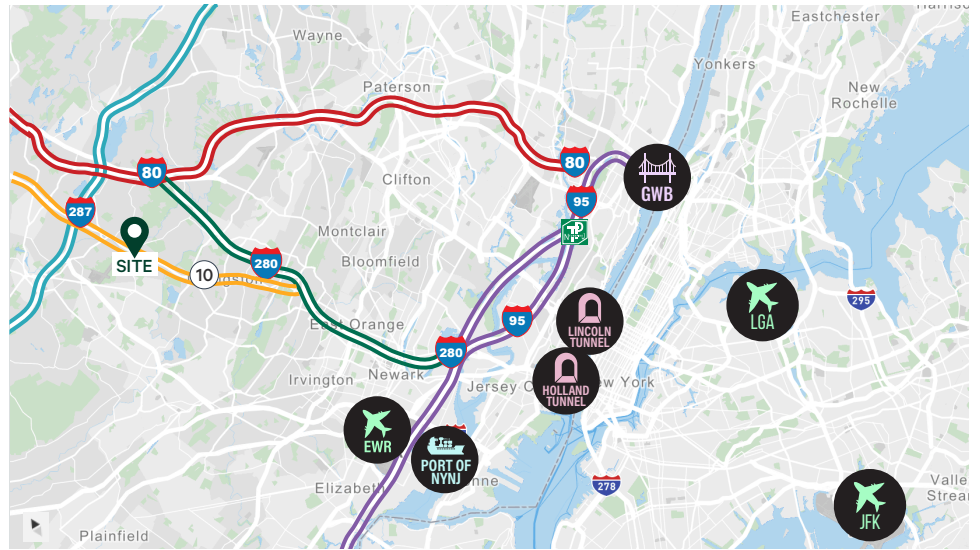
30 minutes to the Port of NYNJ

5 VREELAND ROAD

FLORHAM PARK, NJ

APPROXIMATE DRIVE TIMES / MILES

NJ-10	5 min	1.4 miles
I-287	10 min	5.4 miles
I-280	10 min	5.4 miles
I-80	14 min	9.9 miles
Port of NYNJ	30 min	24.4 miles
Holland Tunnel	40 min	29.3 miles



Contact Us

Kevin Dudley, SIOR
Vice Chairman
+1 201 712 5837
kevin.dudley@cbre.com

Chad Hillyer
Executive Vice President
+1 201 712 5655
chad.hillyer@cbre.com

Nicholas Klacik
Senior Vice President
+1 201 712 5615
nicholas.klacik@cbre.com

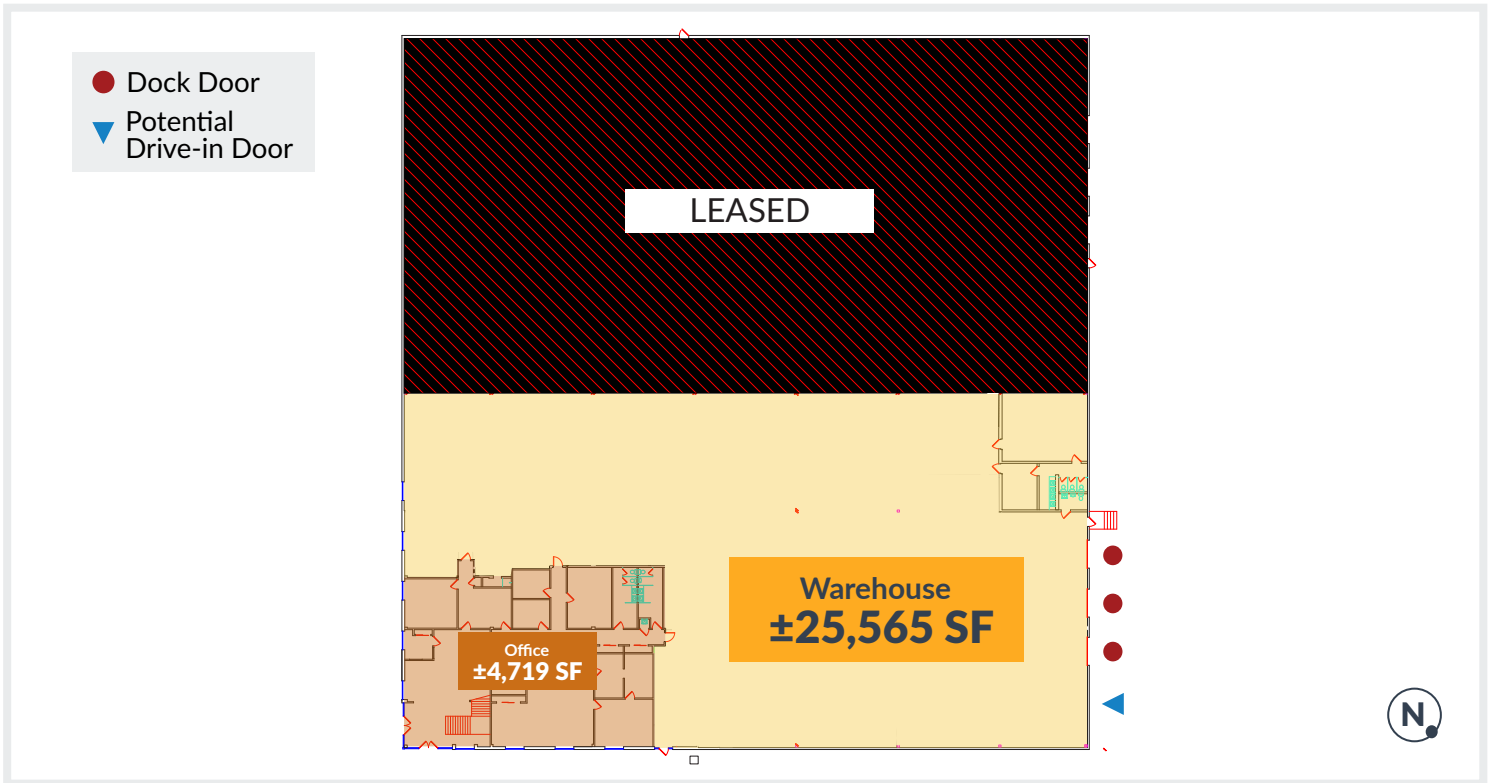
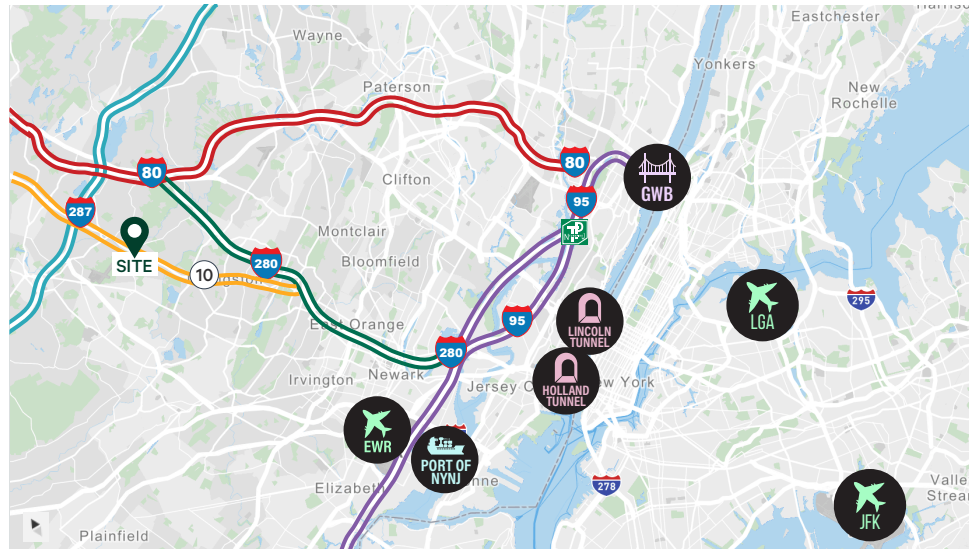
Kate Granahan
Senior Associate
+1 201 712 5810
kate.granahan@cbre.com

5 VREELAND ROAD

FLORHAM PARK, NJ

APPROXIMATE DRIVE TIMES / MILES

NJ-10	5 min	1.4 miles
I-287	10 min	5.4 miles
I-280	10 min	5.4 miles
I-80	14 min	9.9 miles
Port of NYNJ	30 min	24.4 miles
Holland Tunnel	40 min	29.3 miles



Contact Us

Kevin Dudley, SIOR
Vice Chairman
+1 201 712 5837
kevin.dudley@cbre.com

Chad Hillyer
Executive Vice President
+1 201 712 5655
chad.hillyer@cbre.com

Nicholas Klacik
Senior Vice President
+1 201 712 5615
nicholas.klacik@cbre.com

Kate Granahan
Senior Associate
+1 201 712 5810
kate.granahan@cbre.com