



±40,815 SF FOR LEASE

DISTRIBUTION MANUFACTURING SPACE

691 BURNING TREE RD

FULLERTON, CA

Ben Seybold

Executive Vice President
+1 714 371 9233
Lic. 01081310
ben.seybold@cbre.com

Tom Dorman

First Vice President
+1 714 371 9205
Lic. 00859277
tom.dorman@cbre.com

Sean Ward

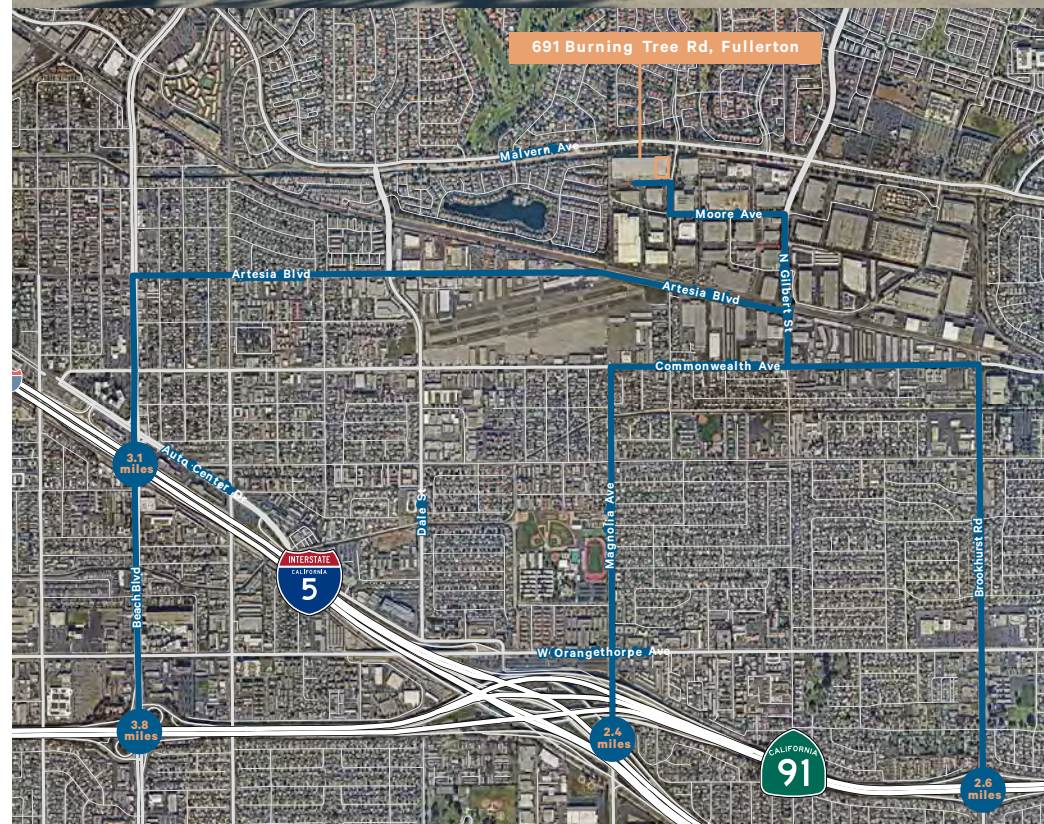
Executive Vice President
+1 714 371 9222
Lic. 01415499
sean.ward@cbre.com

CBRE

691 BURNING TREE RD, FULLERTON

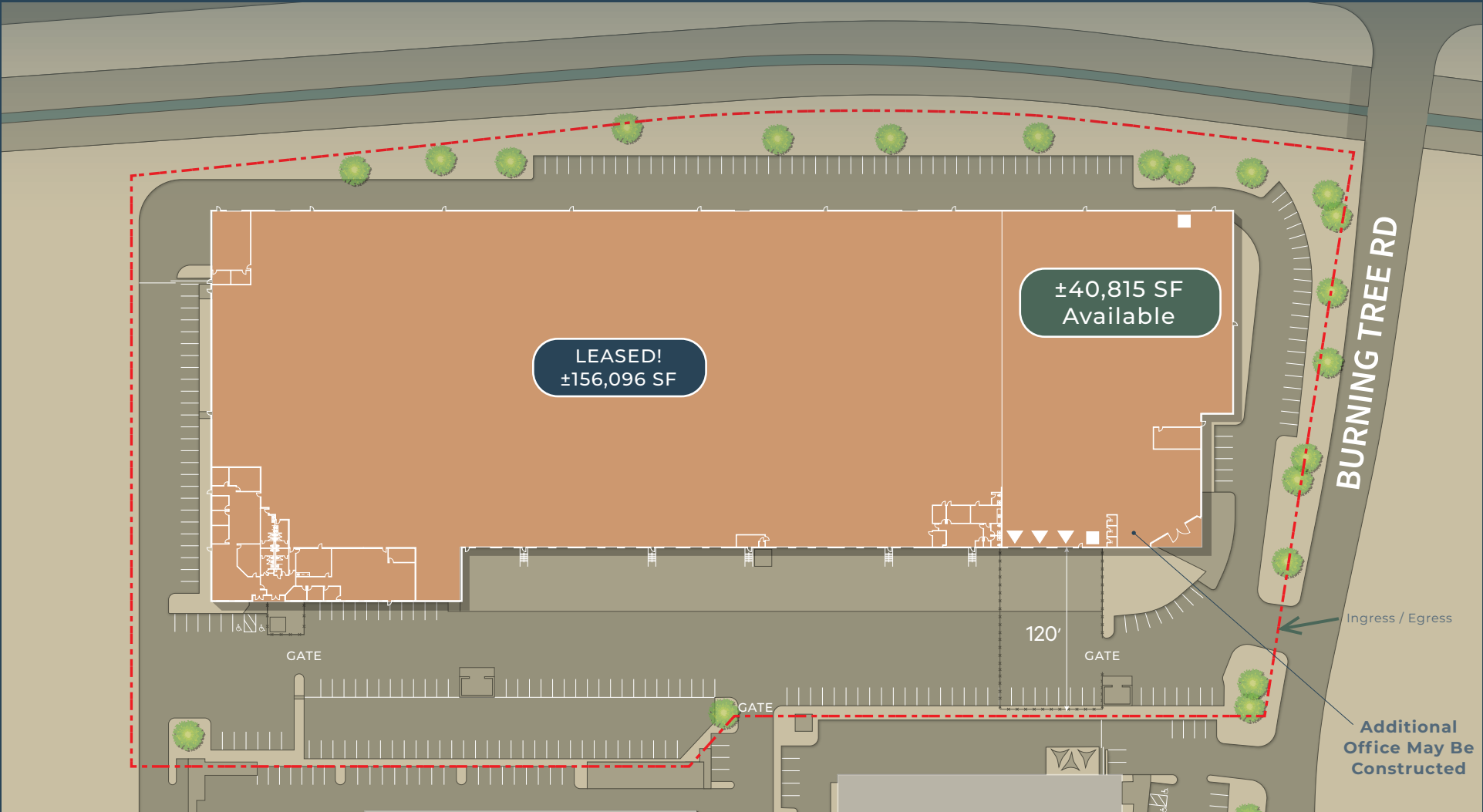
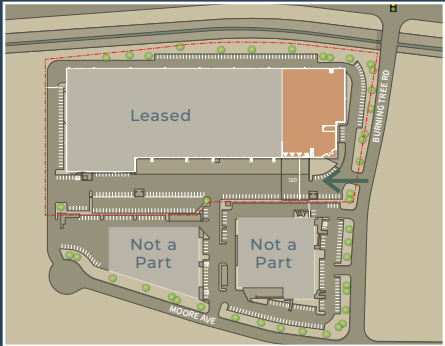
PROPERTY FEATURES

Size Available	±40,815 SF Part of Larger 196,911 SF Freestanding Building
Office SF	Office Area Can be Built to Suit
Dock-High Loading	Three (3) Dock-High Doors
Grade-Level Loading	Two (2) Grade-Level Ramps
Sprinkler System	.60 / 3,000 GPM
Warehouse Clearance	28' Minimum Clear Height
Yard	Fenced Yard Area
Car Parking	54 Auto Parking Stalls
Secured Truck Court	120' Truck Court Depth Nine (9) Acre Parcel
Immediate Access to I-5 and I-91 Freeways	
Adjacent to 50-Acre Retail Center, Including Restaurants, Financial and Retail Services	




SITE PLAN

- ▼ DH
- ◆ Knock Outs
- Grade Level



AERIAL MAP



SUBJECT



E Malvern Ave

E Malvern Ave

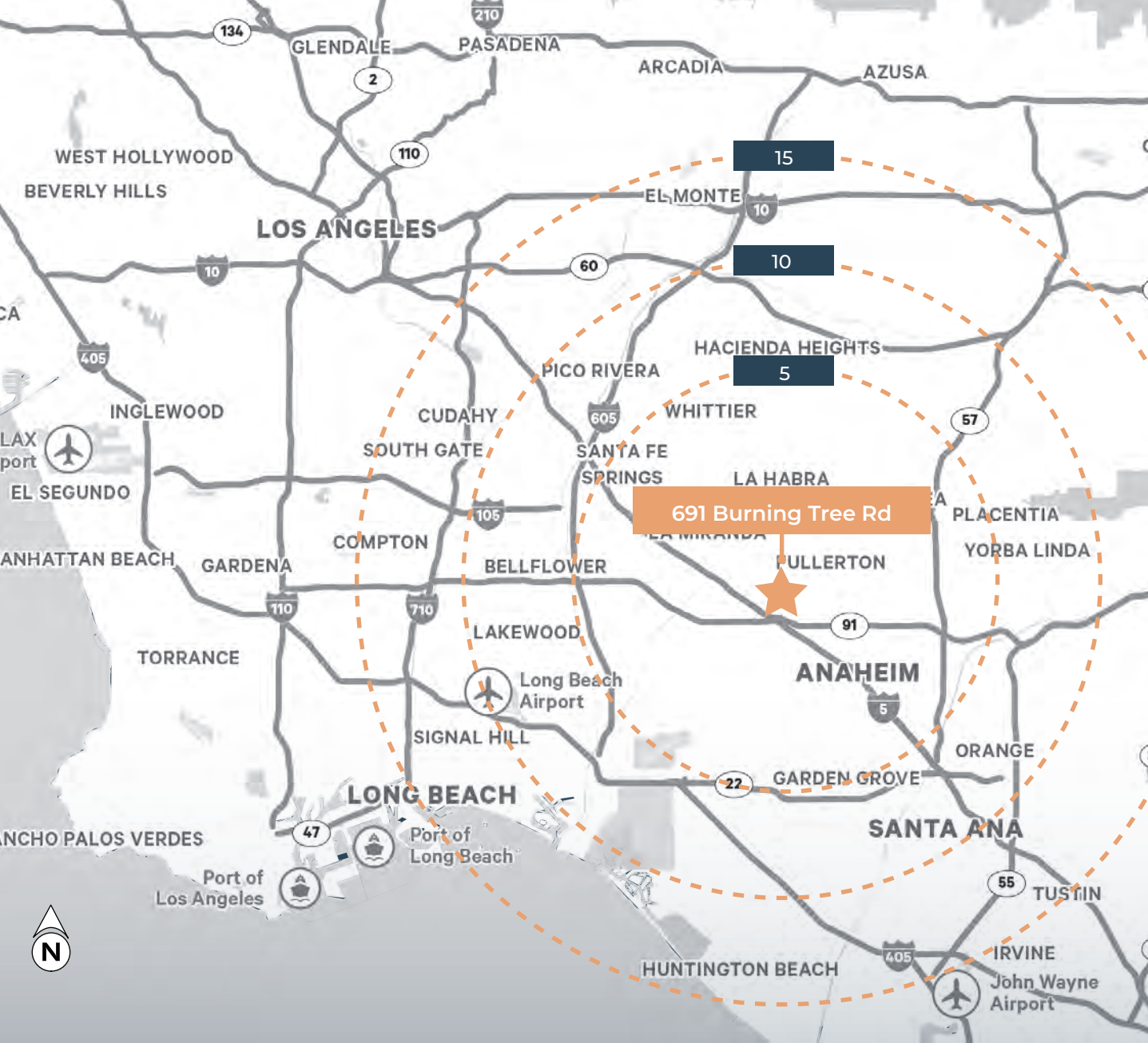
Burning Tree Rd

Moore Ave

N Gilbert St

Artesia Ave





POPULATION

5 Miles
609K

10 Miles
2.13M

15 Miles
4.56M

HOUSEHOLD EXPENDITURE

5 Miles
19.3B

10 Miles
68.2B

15 Miles
143.4B

691 BURNING TREE RD, FULLERTON
±40,815 SF FOR LEASE

FOR LEASE

691 BURNING TREE RD., FULLERTON, CA

CONTACT US

Ben Seybold

Executive Vice President
+1 714 371 9233
Lic. 01081310
ben.seybold@cbre.com

Tom Dorman

First Vice President
+1 714 371 9205
Lic. 00859277
tom.dorman@cbre.com

Sean Ward

Executive Vice President
+1 714 371 9222
Lic. 01415499
sean.ward@cbre.com