



RESTAURANT & RETAIL SPACE FOR LEASE 885 - 2,134 SF
1031 S SANTA FE AVE, VISTA, CA 92083

David Krohn | Associate

📞 760-405-1315

✉️ dkrohn@lee-associates.com

📷 @krohnrealestate

Lic# 02188866

AVAILABLE:

ADDRESS	SIZE	LEASE RATE	NOTES
1031 S Santa Fe, #B	1,020 SF	Call Broker	2nd generation restaurant
1031 S Santa Fe, #G	885 SF	Call Broker	retail suite
1031 S Santa Fe, #H	2,134 SF	Call Broker	retail suite



MONUMENT SIGNAGE



BUS LINE



45 SURFACE PARKING SPOTS



PLANNED FAÇADE RENOVATION



SIGNALIZED INTERSECTION



NEW OWNERSHIP



VISIBLE CORNER LOCATION

PROPERTY SUMMARY

Address: 1031 S Santa Fe Ave, Vista, CA 92083

Submarket: Vista

Building Size: 22,277 GLA

Year Built: 1991




1031 EXTERIOR PICS



1031 SUITE B INTERIOR PICS

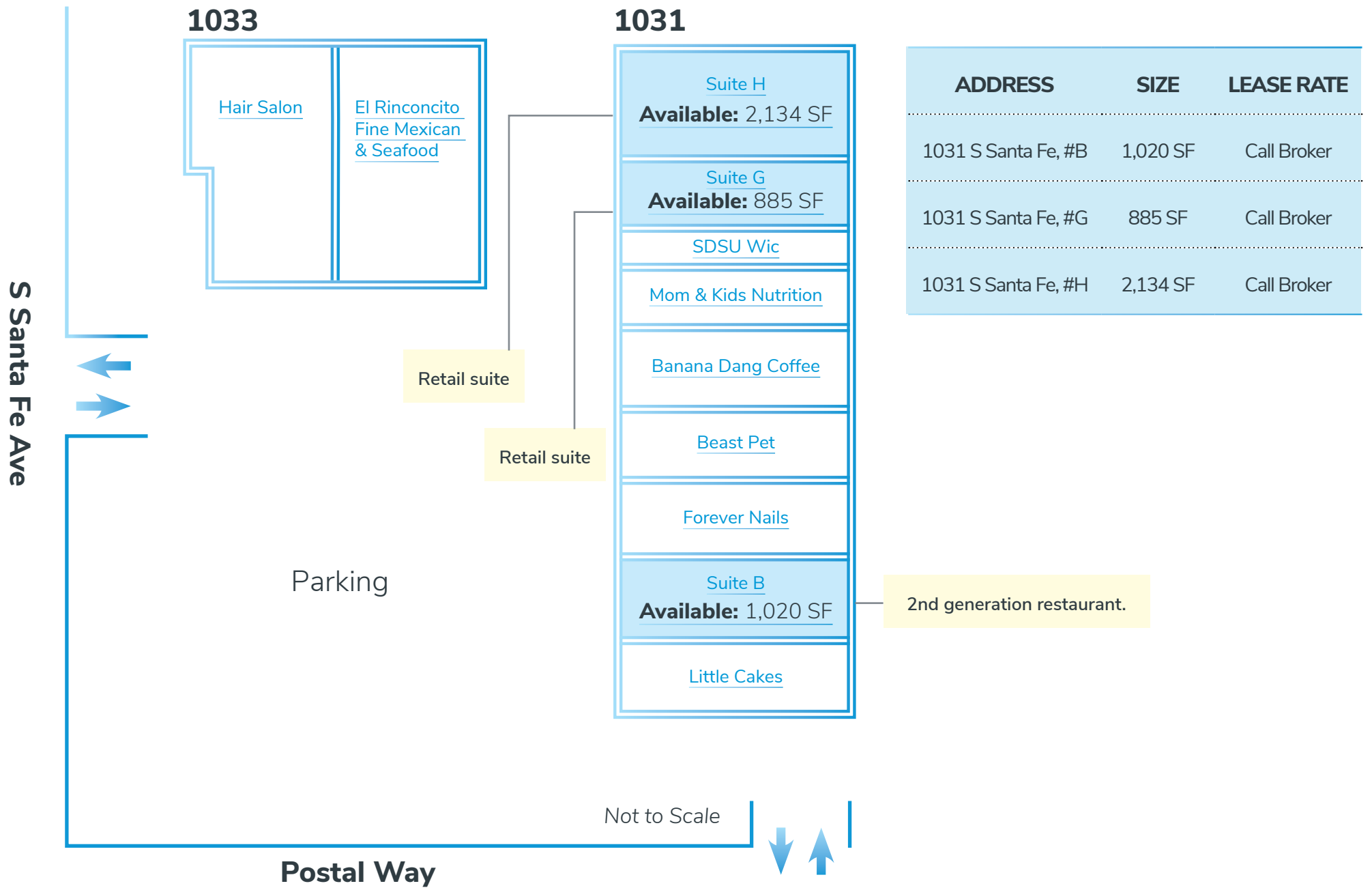


1031 SUITE G INTERIOR PICS



RESTAURANT & RETAIL SPACE FOR LEASE

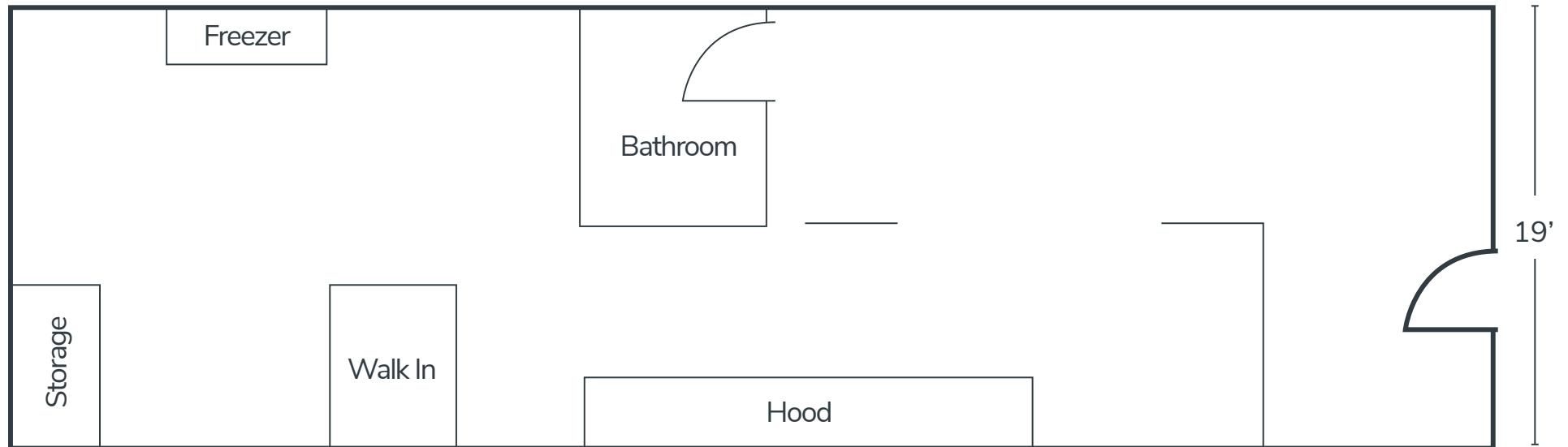
1031 S SANTA FE AVE



ADDRESS	SIZE	LEASE RATE
1031 S Santa Fe, #B	1,020 SF	Call Broker
1031 S Santa Fe, #G	885 SF	Call Broker
1031 S Santa Fe, #H	2,134 SF	Call Broker


1031 FLOOR PLAN SUITE B

ADDRESS	SIZE	LEASE RATE	NOTES
1031 S Santa Fe, #B	1,020 SF	Call Broker	2nd generation restaurant



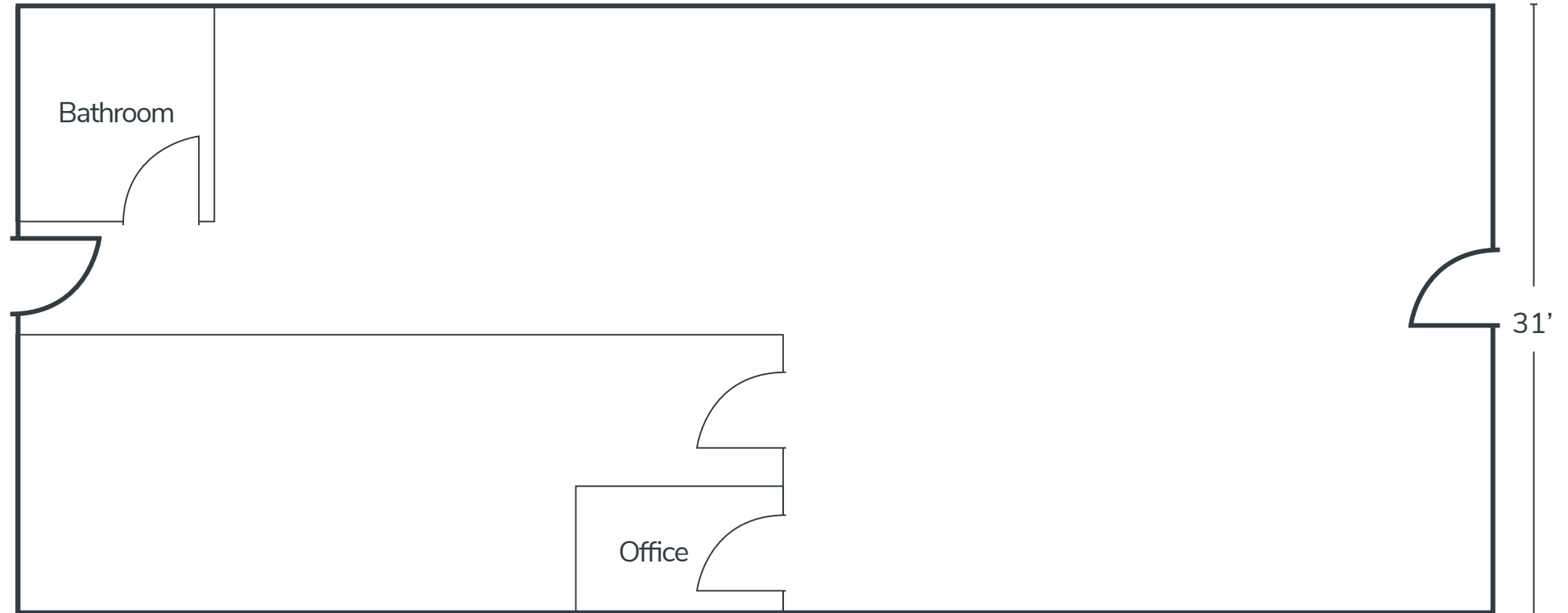
1031 FLOOR PLAN SUITE G

ADDRESS	SIZE	LEASE RATE	NOTES
1031 S Santa Fe, #G	885 SF	Call Broker	retail suite



1031 FLOOR PLAN SUITE H

ADDRESS	SIZE	LEASE RATE	NOTES
1031 S Santa Fe, #H	2,134 SF	Call Broker	retail suite



RESTAURANT & RETAIL SPACE FOR LEASE

1031 S SANTA FE AVE



VISTA

There is an excellent tenant mix in the area of the property. The development of Downtown Vista is a focus of the City of Vista. The city expanded budget spending to improve roads, transportation and has drawn the interest of many new and established business owners. Restaurants, breweries, and developers. Because the area is immediately accessible via the Sprinter Station at S. Santa Fe Ave and Vista Village Drive, Downtown Vista has become a destination stop for day trippers and people looking for evening entertainment.

Demographics	1 Mile Radius	3 Mile Radius	10 Mile Radius
Population:	14,463	122,492	247,644
Households:	4,689	41,078	85,849
Avg HH Income:	\$131,152	\$129,188	\$134,167


Traffic Counts (Vehicles Per Day)

S Santa Fe Ave:	23,652
Postal Way:	5,603




RESTAURANT & RETAIL SPACE FOR LEASE 885 - 2,134 SF
1031 S SANTA FE AVE, VISTA, CA 92083

David Krohn
Associate

 **760-405-1315**

 dkrohn@lee-associates.com

 [@krohnrealestate](https://www.instagram.com/krohnrealestate)

Lic# 02188866

CONTACT BROKER FOR MORE INFO

The information contained in this Marketing Brochure has been obtained from sources we believe to be reliable. However, Lee & Associates has not and will not verify any of this information, nor has Lee & Associates conducted any investigation regarding these matters. Lee & Associates makes no guarantee, warranty or representation whatsoever about the accuracy or completeness of any information provided.