



Tenant	SF
Taste of Everest	2,315 SF
Banana Nails	1,826 SF
Tower Fitness	3,420 SF
A&S Fine Foods	1,990 SF
KidStrong	4,374 SF
Plato's Closet	4,350 SF
<b>AVAILABLE</b>	<b>1,660 SF</b>
Meraki Salon & Spa	1,160 SF
Liz Sue II Bagels Inc	2,075 SF
Little Toyko	1,660 SF

**SITE**

**Tower Plaza For Lease**  
 120 New Canaan Avenue | Norwalk, CT

**Join New Anchor Tenants: KidStrong & Plato's Closet**



## Tower Plaza For Lease

120 New Canaan Avenue  
Norwalk, CT

\* Join New Anchor Tenants:  
KidStrong & Plato's Closet

### Property Specifications

SPACE AVAILABLE	<b>1,660 SF</b>
CEILING HEIGHT	<b>16'</b>
FRONTAGE	<b>20'</b>
POSSESSION	<b>Immediate</b>
ASKING RENT	<b>Upon Request</b>



### About the Property

- Join Plato's Closet and KidStrong, a private child training center focused on brain, physical and character development for ages walking through 11
- Main retail artery in Fairfield County
- Close proximity to both Merritt Parkway and Route 7
- Excellent visibility
- Fully signalized access
- Traffic count: Over 10,500 vehicles per day

### Join These Retailers





# Market Aerial

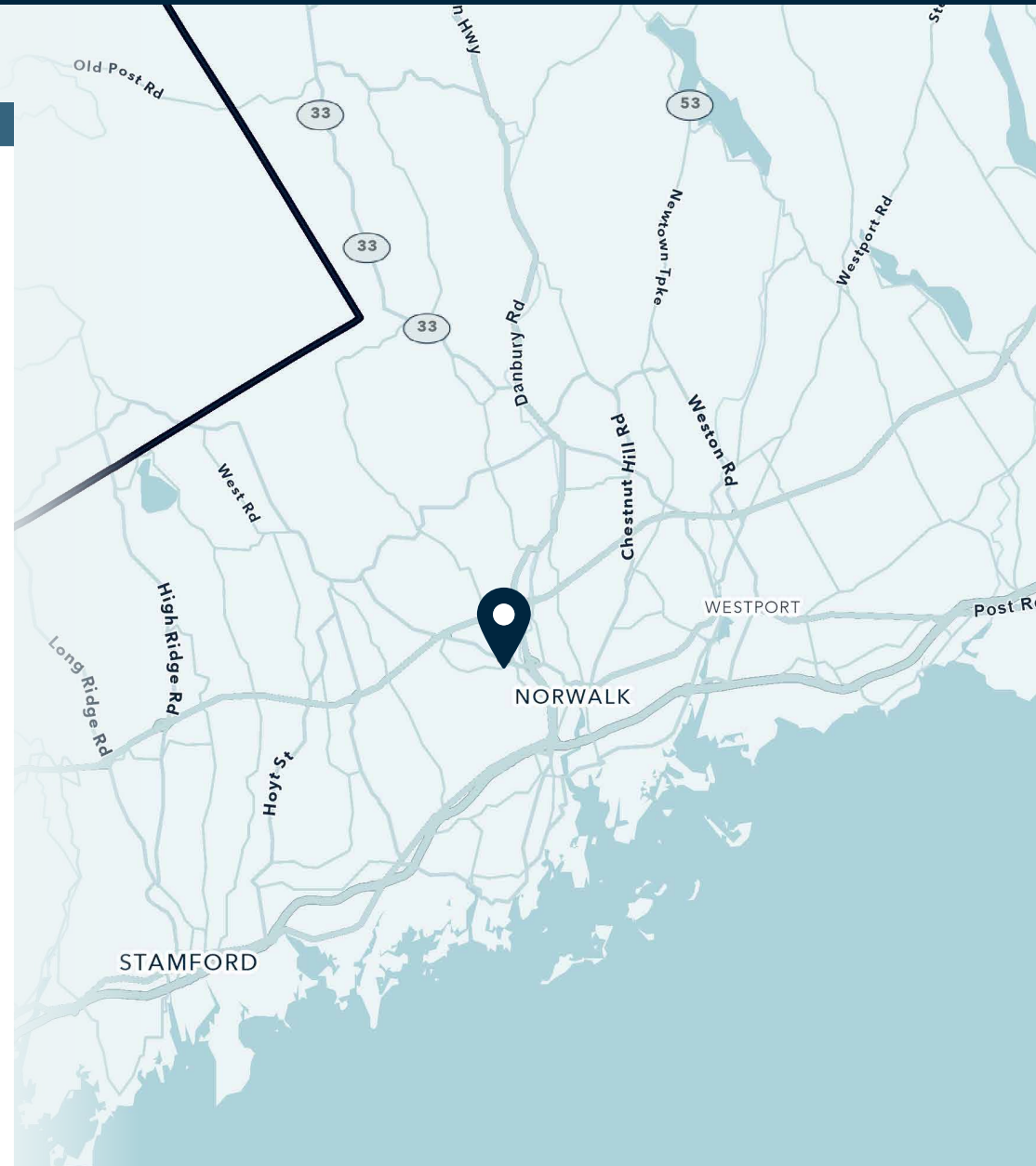
120 New Canaan Avenue - Norwalk, CT





## Area Snapshot

Population	1 MILE	3 MILES	5 MILES
2025 Estimated Population	13,282	94,763	154,659
2030 Projected Population	13,104	95,890	155,478
Proj. Annual Growth 2025 to 2030	-0.27%	0.24%	0.11%
<b>Daytime Population</b>			
2025 Daytime Population	9,848	95,449	168,180
Workers	4,480	53,704	96,714
Residents	5,368	41,745	71,466
<b>Income</b>			
2025 Est. Average Household Income	\$156,408	\$179,935	\$239,905
2025 Est. Median Household Income	\$104,895	\$107,270	\$132,688
<b>Households &amp; Growth</b>			
2025 Estimated Households	5,133	37,460	59,316
2030 Estimated Households	5,104	38,503	60,431
Proj. Annual Growth 2025 to 2030	-0.11%	0.55%	0.37%
<b>Race &amp; Ethnicity</b>			
2025 Est. White	48%	53%	63%
2025 Est. Black or African American	13%	11%	8%
2025 Est. Asian or Pacific Islander	5%	6%	6%
2025 Est. American Indian or Native Alaskan	1%	1%	1%
2025 Est. Other Races	33%	29%	22%
2025 Est. Hispanic (Any Race)	35%	31%	23%



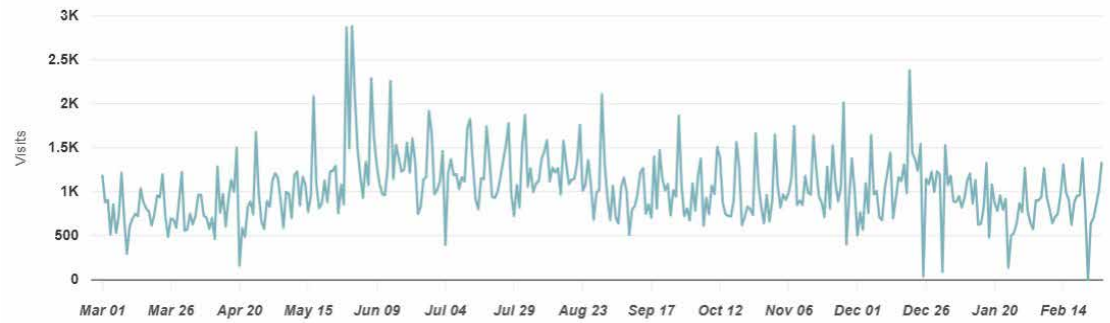
**Want more?** Contact us for a complete demographic, foot-traffic, and mobile data insights report.



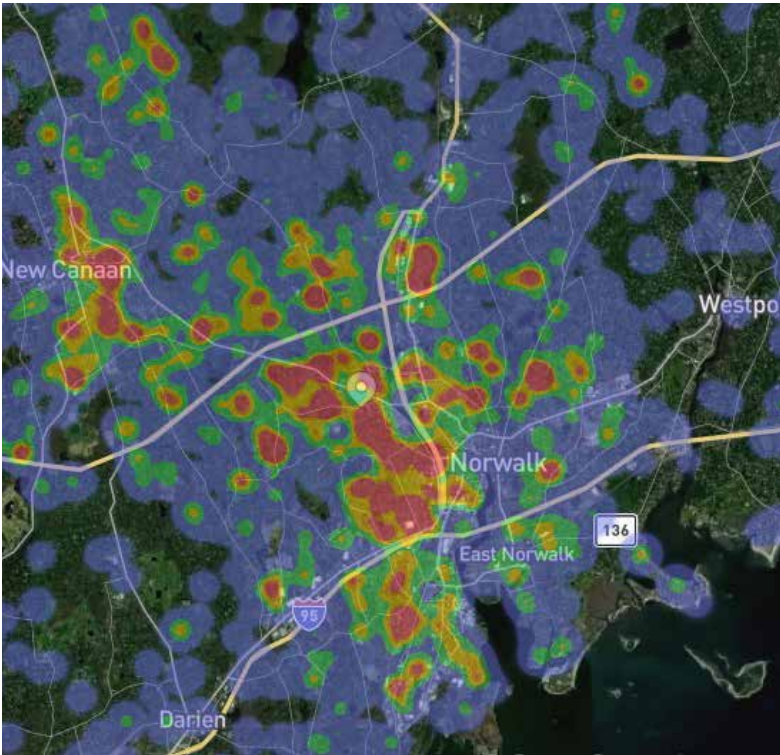
## Data for 3/1/2025 - 2/28/2026



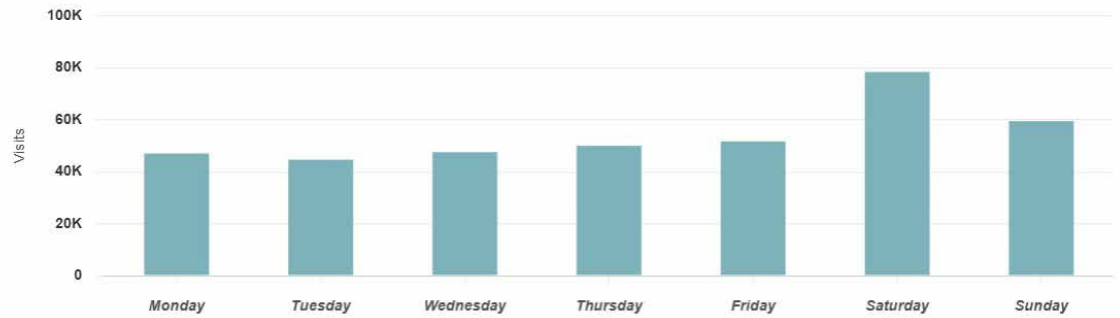
### VISITS TREND



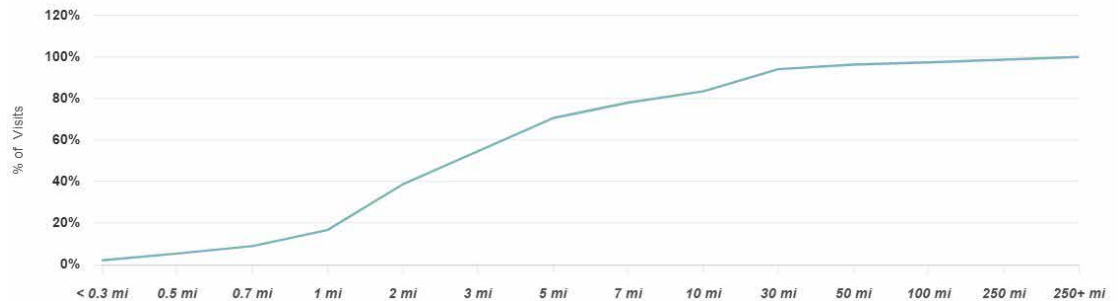
### TRADE AREA



### DAILY VISITS



### TRADE AREA COVERAGE BY DISTANCE



Want more? Contact us for a complete demographic, foot-traffic, and mobile data insights report.



---

**SRS REAL ESTATE PARTNERS**

---

340 Madison Avenue, Suite 3E  
New York, NY 10173  
212.710.5250

**SRSRE.COM**

©2026 SRS. All Rights Reserved.

The information presented was obtained from sources deemed reliable;  
however SRS does not guarantee its completeness or accuracy.