

FOR LEASE

3,400 SF WAREHOUSE ON 2.25 ACRES OUTDOOR STORAGE | TAMPA, FL

1922 TAMPA EAST BLVD, TAMPA, FL 33619



ROBBIE LOBER, Managing Member

+1(727)-999-1806

Robbie@LoberRealEstate.com

DEVIN BEELER, Senior Associate

+1(727)-709-2179

Devin@LoberRealEstate.com

TAMPA EAST BLVD

FOR LEASE

3,400 SF WAREHOUSE ON 2.25 ACRES OUTDOOR STORAGE | TAMPA, FL

LOBER
REAL ESTATE

1922 TAMPA EAST BLVD, TAMPA, FL 33619

PROPERTY OVERVIEW



±3,400 SF
BUILDING SIZE



±2.25 AC
LOT SIZE



PROPERTY DETAILS

LOCATION

ADDRESS	1922 Tampa East Blvd, Tampa, FL 33619 Map Links Here
SUBMARKET / COUNTY	Tampa / Hillsborough

BUILDING

BUILDING SIZE	±3,400 SF Warehouse • Up to 11,100 SF (Proposed Build-to-Suit Industrial Facility)
CLEAR HEIGHT	20 FT
LOADING	3 Oversized Grade Level Doors
YEAR BUILT	2025

SITE

LOT SIZE	±2.25 Usable Area • ±1 Acre (±43,000 SF) of Usable Outdoor Storage
ACCESS	Two (2) Points of Ingress / Egress
FEATURES	Fully Fenced, Lit, Secured

ZONING & USE

ZONING	M - Manufacturing
PERMITTED USES	Light Manufacturing, Wholesaling, Warehousing, Assembling or Product Processing, Heavy Equipment and Vehicular Repairs. - See additional uses here .

AVAILABILITY

DATE AVAILABLE	NOW!
LEASE TERMS	Call Broker for Pricing / Details

ROBBIE LOBER, Managing Member

+1(727)-999-1806

Robbie@LoberRealEstate.com

DEVIN BEELER, Senior Associate

+1(727)-709-2179

Devin@LoberRealEstate.com

RE

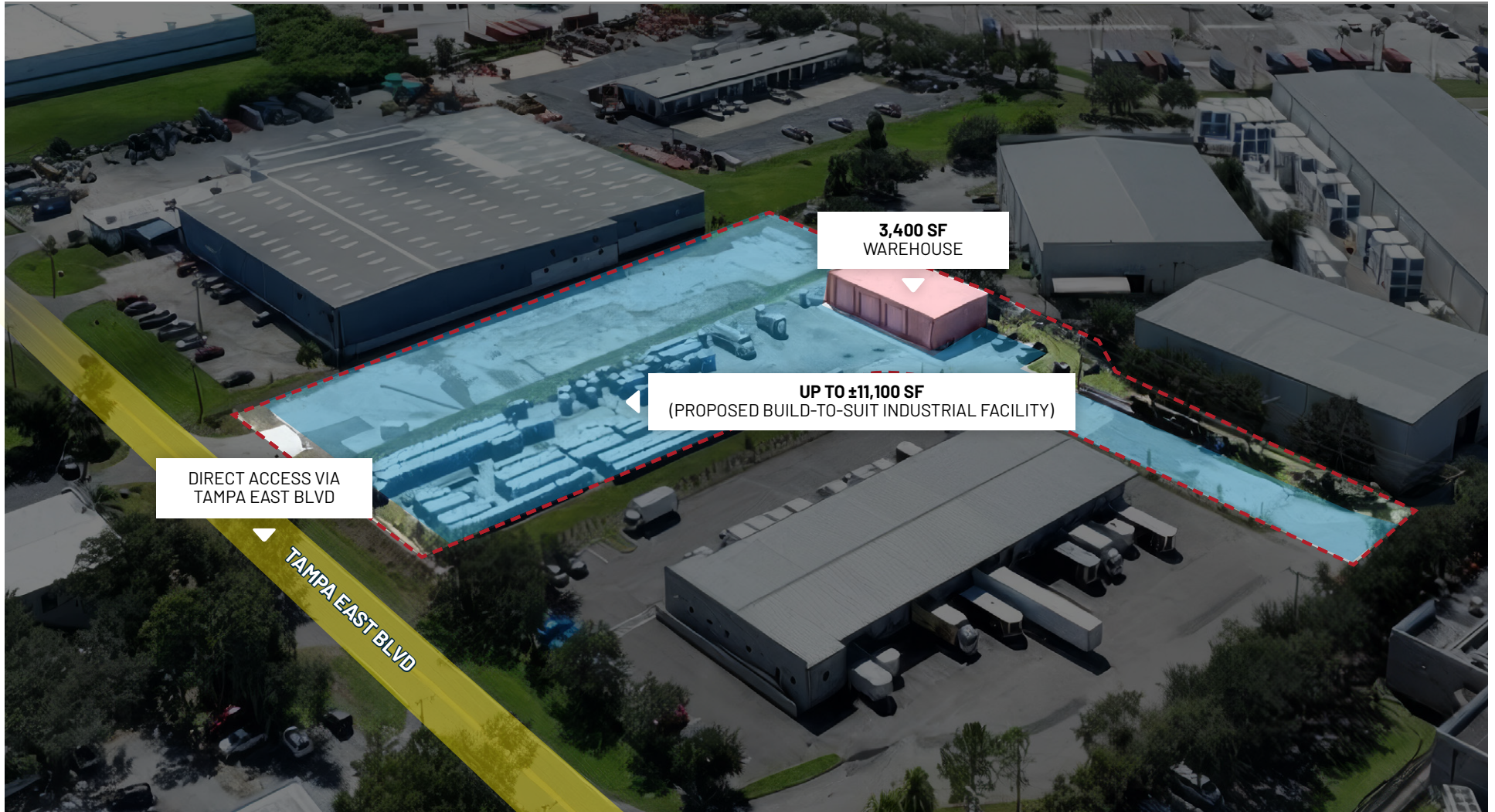
FOR LEASE

3,400 SF WAREHOUSE ON 2.25 ACRES OUTDOOR STORAGE | TAMPA, FL

LOBER
REAL ESTATE

1922 TAMPA EAST BLVD, TAMPA, FL 33619

PROPERTY FEATURES



ROBBIE LOBER, Managing Member

+1(727)-999-1806

Robbie@LoberRealEstate.com

DEVIN BEELER, Senior Associate

+1(727)-709-2179

Devin@LoberRealEstate.com

FOR LEASE

3,400 SF WAREHOUSE ON 2.25 ACRES OUTDOOR STORAGE | TAMPA, FL

LOBER
REAL ESTATE

1922 TAMPA EAST BLVD, TAMPA, FL 33619

PROPERTY PHOTOS



ROBBIE LOBER, Managing Member

+1(727)-999-1806

Robbie@LoberRealEstate.com

DEVIN BEELER, Senior Associate

+1(727)-709-2179

Devin@LoberRealEstate.com

LOBER
REAL ESTATE

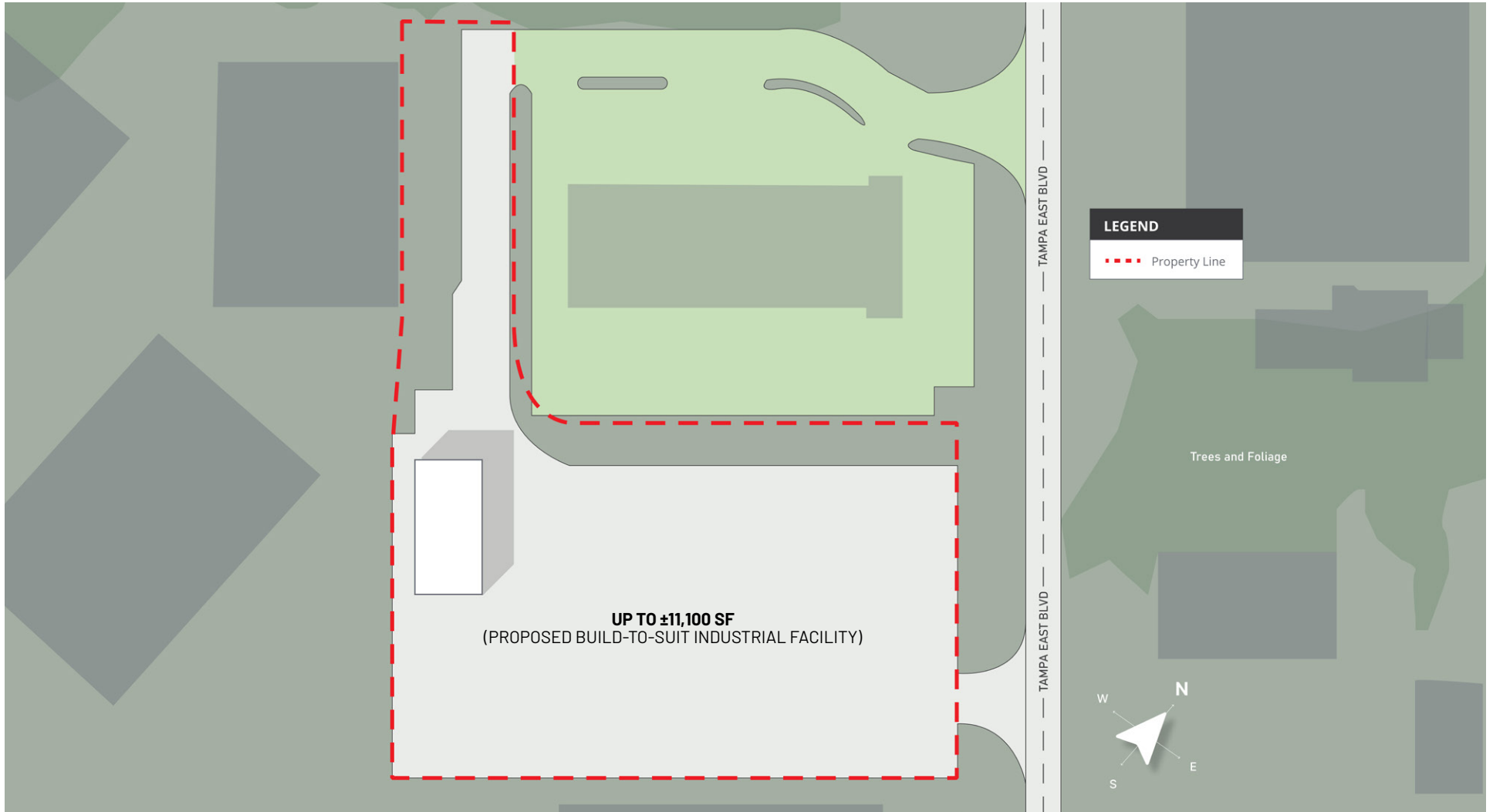
FOR LEASE

3,400 SF WAREHOUSE ON 2.25 ACRES OUTDOOR STORAGE | TAMPA, FL

LOBER
REAL ESTATE

1922 TAMPA EAST BLVD, TAMPA, FL 33619

SITE PLAN



ROBBIE LOBER, Managing Member

+1(727)-999-1806

Robbie@LoberRealEstate.com

DEVIN BEELER, Senior Associate

+1(727)-709-2179

Devin@LoberRealEstate.com

FOR LEASE

3,400 SF WAREHOUSE ON 2.25 ACRES OUTDOOR STORAGE | TAMPA, FL

LOBER
REAL ESTATE

1922 TAMPA EAST BLVD, TAMPA, FL 33619

NEIGHBORING TENANTS



ROBBIE LOBER, Managing Member

+1(727)-999-1806

Robbie@LoberRealEstate.com

DEVIN BEELER, Senior Associate

+1(727)-709-2179

Devin@LoberRealEstate.com

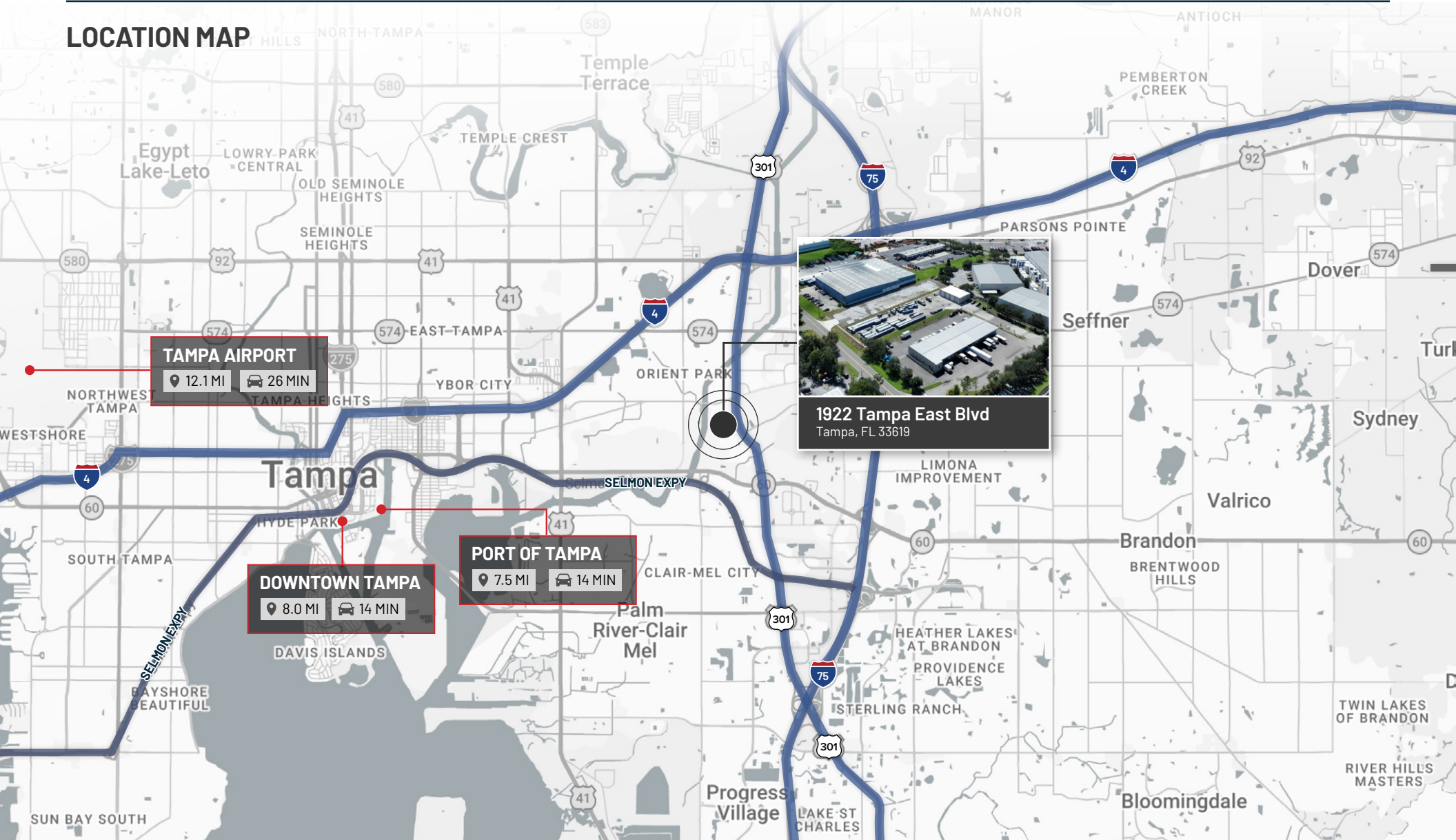
FOR LEASE

3,400 SF WAREHOUSE ON 2.25 ACRES OUTDOOR STORAGE | TAMPA, FL

LOBER
REAL ESTATE

1922 TAMPA EAST BLVD, TAMPA, FL 33619

LOCATION MAP



TAMPA AIRPORT

📍 12.1 MI 🚗 26 MIN

DOWNTOWN TAMPA

📍 8.0 MI 🚗 14 MIN

PORT OF TAMPA

📍 7.5 MI 🚗 14 MIN

1922 Tampa East Blvd

Tampa, FL 33619

ROBBIE LOBER, Managing Member

📞 +1(727)-999-1806

✉️ Robbie@LoberRealEstate.com

DEVIN BEELER, Senior Associate

📞 +1(727)-709-2179

✉️ Devin@LoberRealEstate.com

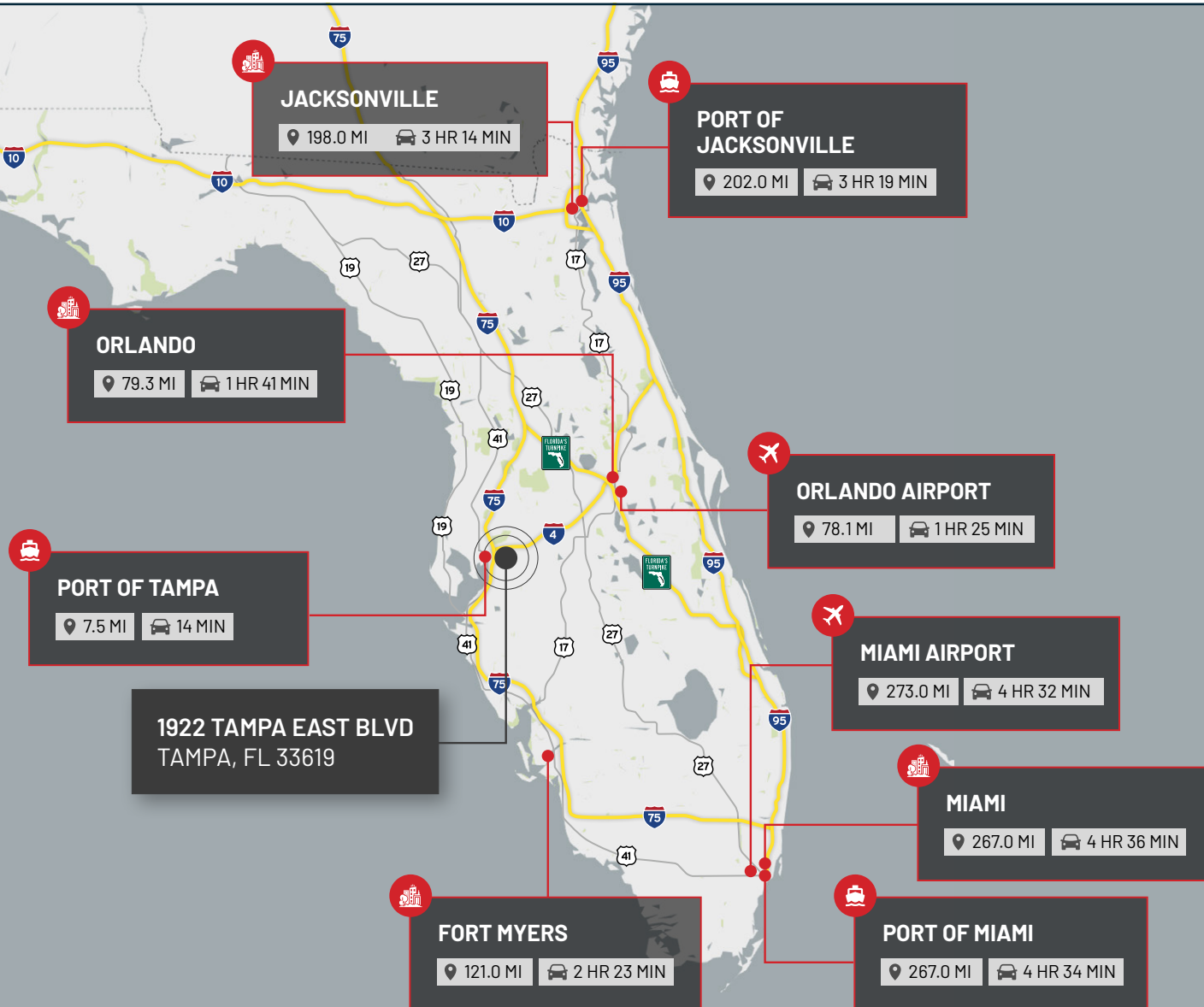
FOR LEASE

3,400 SF WAREHOUSE ON 2.25 ACRES OUTDOOR STORAGE | TAMPA, FL

LOBER
REAL ESTATE

1922 TAMPA EAST BLVD, TAMPA, FL 33619

KEY DISTANCES



ROBBIE LOBER, Managing Member

+1(727)-999-1806

Robbie@LoberRealEstate.com

DEVIN BEELER, Senior Associate

+1(727)-709-2179

Devin@LoberRealEstate.com

FOR LEASE

3,400 SF WAREHOUSE ON 2.25 ACRES OUTDOOR STORAGE | TAMPA, FL

1922 Tampa East Blvd, Tampa, FL 33619

ROBBIE LOBER, Managing Member

+1(727)-999-1806
Robbie@LoberRealEstate.com

DEVIN BEELER, Senior Associate

+1(727)-709-2179
Devin@LoberRealEstate.com

2963 Gulf To Bay Blvd
Suite 275
Clearwater, FL 33759