




BURLE
CORPORATE PARK

OFFICE SPACE FOR LEASE

1004 New Holland Avenue
Lancaster, PA 17601



Size: 28,871 SF
Zoning: CM
Availability: Immediate



For more information please contact

Matt Leonelli

VP of Leasing & Tenant Relations
Cell: (908) 220-9861
MattL@BurlePark.com

Burle Corporate Park

1004 New Holland Avenue
Lancaster, PA 17601
www.BurlePark.com

DETAILS

1004 New Holland Ave, Lancaster, PA 17601

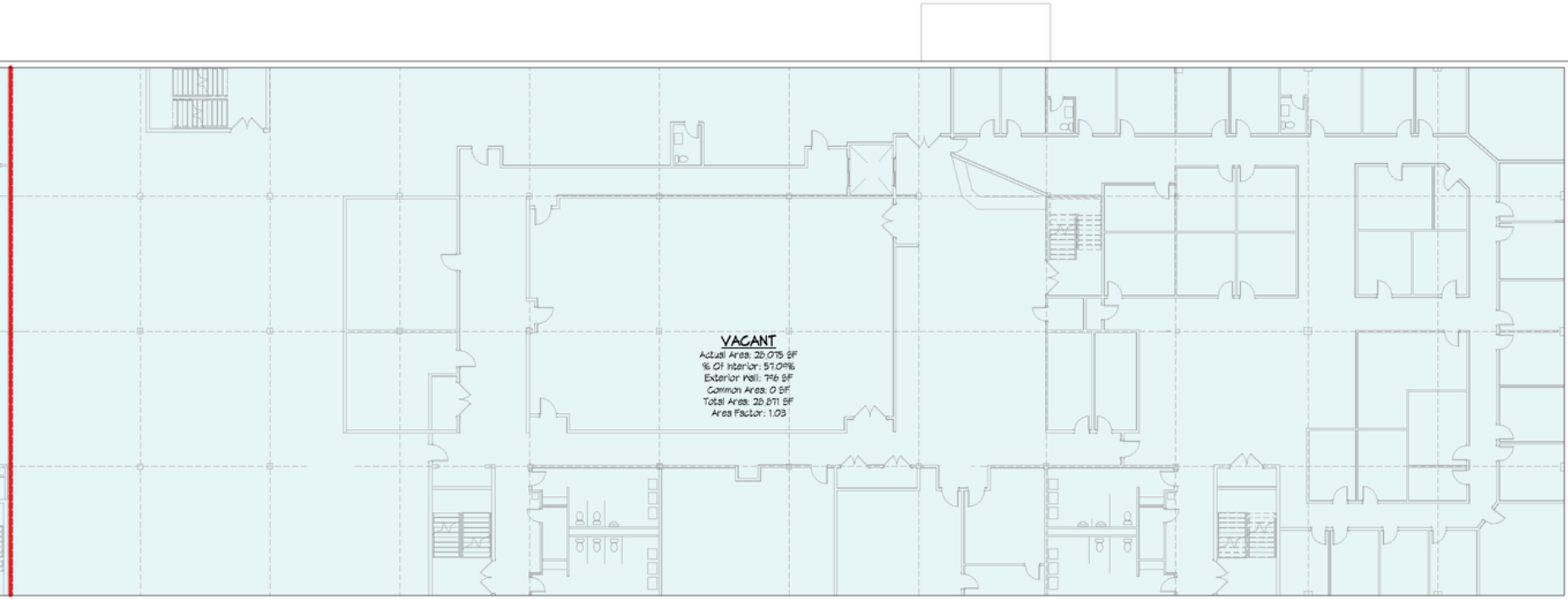
Space Features

- Recently renovated office space with high end finishes throughout
- Access to vibrant courtyard area
- Two sets of men's and women's restrooms
- Large vestibule with elevator into second floor space
- Very large board room with recessed projector screens and speaker system
- Spacious kitchen and break room
- 24/7 manned security
- New amenities in the works including full service cafeteria/catering services, fitness center and on site childcare services
- Partially unfinished area to be built out to suit specific needs



FLOOR PLAN


1004 New Holland Ave, Lancaster, PA 17601



BURLE
CORPORATE PARK

ADDITIONAL PHOTOS

1004 New Holland Ave, Lancaster, PA 17601



ABOUT BURLE CORPORATE PARK

1004 New Holland Ave, Lancaster, PA 17601



Burle Corporate Park: Our Story

Origins and Early Development

The facility was opened in 1942 as a U.S. Navy plant for the production of submarine radar detection equipment, laying the foundation for future innovation.

Era of Innovation

Post-WWII, RCA transformed the site into a technological hub, pioneering developments in electronics, notably in cathode ray tubes and color TV technology.

Advancements and Changes

RCA's innovations included advancements in LCDs and electronic components. In the late 1980s, the site transitioned to Thomson, continuing its tech focus amidst global market changes.

Transformation into Burle Business Park

By the late 1990s, the site evolved into Burle Business Park, shifting from manufacturing to a multi-tenant business hub, hosting tech companies, healthcare, and professional firms.

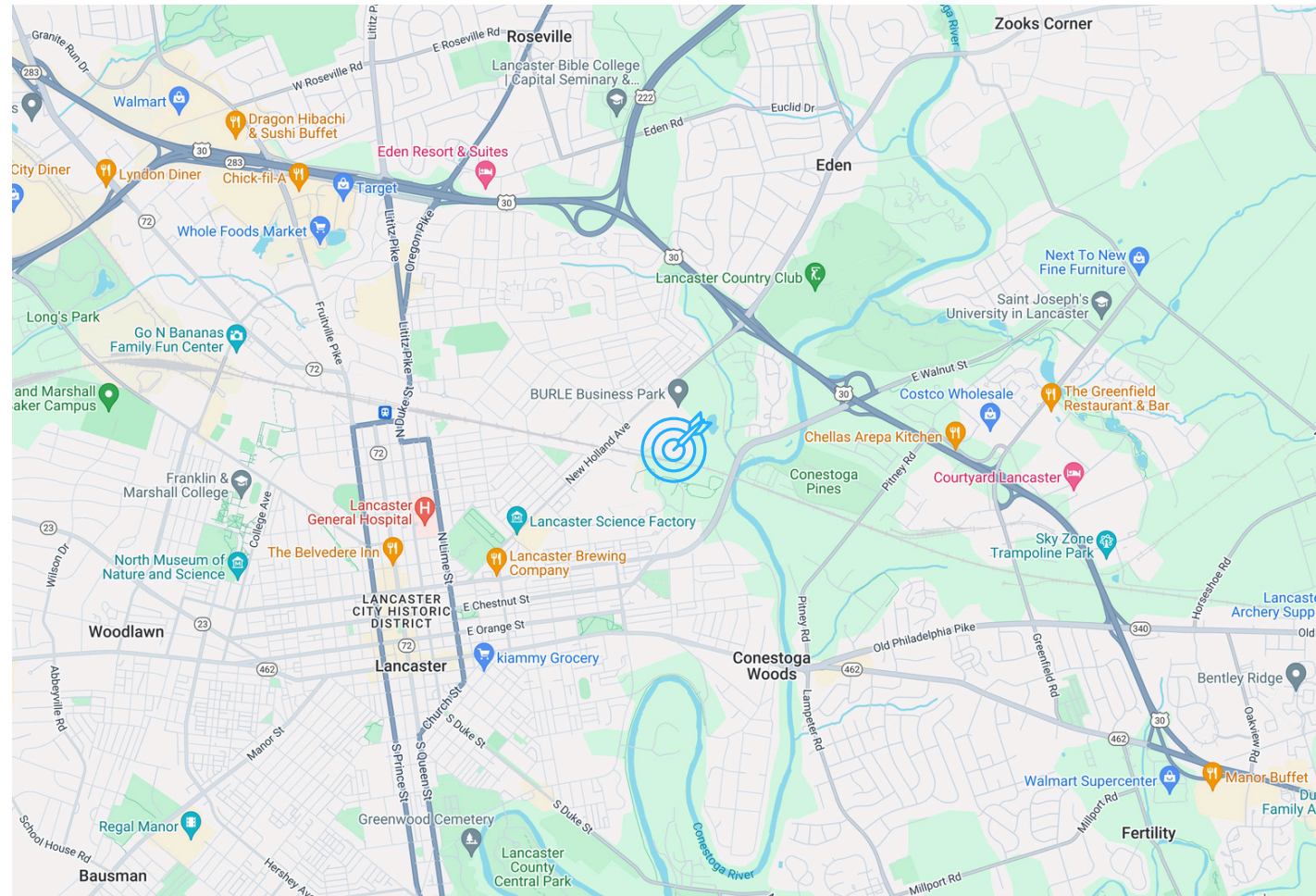
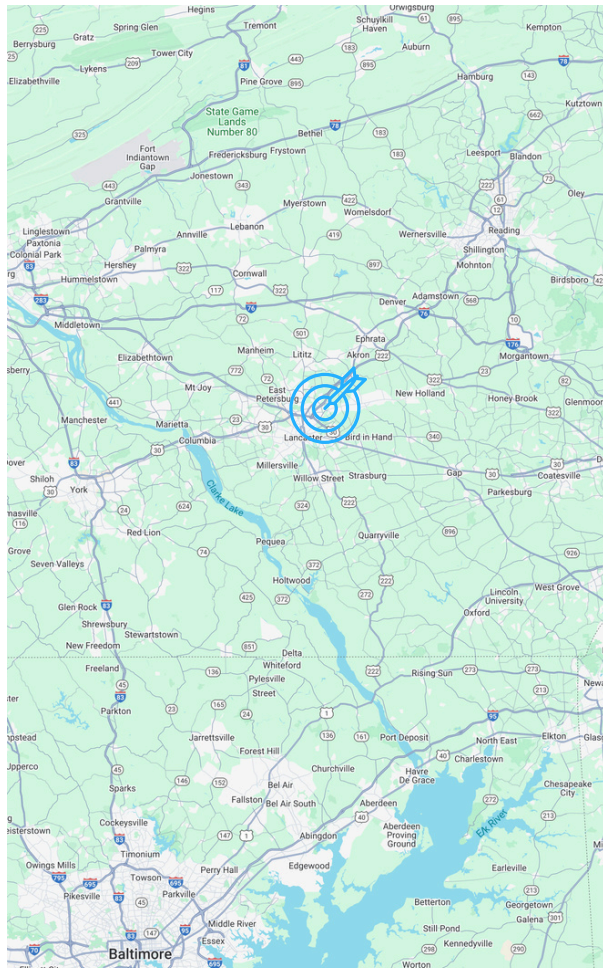
Current State and Legacy

Today, Burle Corporate Park is a vibrant business center, reflecting its rich history and ongoing contribution to economic diversity in Lancaster. Its story is a testament to adaptive reuse and continuous innovation.



LOCATION MAP

1004 New Holland Ave, Lancaster, PA 17601



For Additional Info Contact: Matt Leonelli - MattL@BurlePark.com - (908) 220-9861



BURLE
CORPORATE PARK

The information contained in this brochure is for general informational purposes only. While we strive to provide accurate and up-to-date information, we make no warranties or representations of any kind, express or implied, about the completeness, accuracy, reliability, suitability, or availability with respect to the brochure or the information, products, services, or related graphics contained in the brochure for any purpose. Any reliance you place on such information is therefore strictly at your own risk. Prices, availability, and specifications are subject to change without notice. Images, floor plans, and other visuals are for illustrative purposes only and may not accurately represent the final product. Prospective buyers or tenants should not rely on the information contained in this brochure without independently verifying its accuracy and consulting with professional advisors. We shall not be liable for any loss or damage including without limitation, indirect or consequential loss or damage, or any loss or damage whatsoever arising from loss of data or profits arising out of, or in connection with, the use of this brochure.