

147-153 S. DELSEA DRIVE

Vineland, NJ 08360

 FOR LEASE

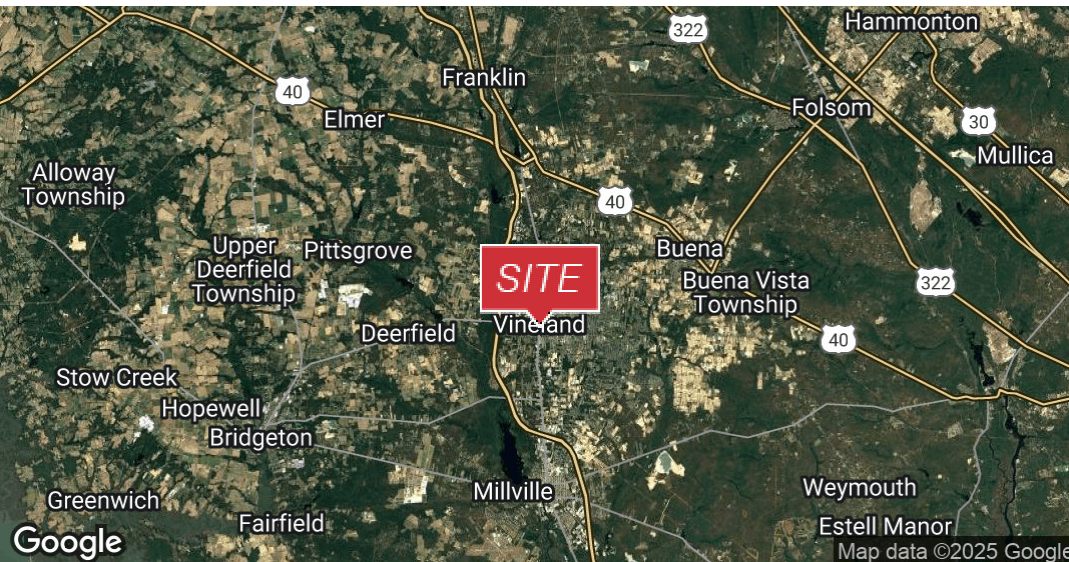
 RETAIL

 3,700 SF



PROPERTY DESCRIPTION

- Former automotive building immediately available for lease
- Strategically located less than a quarter mile from the Landis Ave and Delsea Drive intersection which is the gateway to Vineland's commerce hub
- Tremendous visibility and access to Delsea drive with building and pylon signage available.
- Existing vehicle lifts available



FOR MORE INFORMATION


Sandro Randazzo

 856.724.4256

 sandro.randazzo@naimertz.com

NAI MERTZ DISCLAIMER: NO WARRANTY OR REPRESENTATION, EXPRESS OR IMPLIED, IS MADE AS TO THE ACCURACY OF THE INFORMATION CONTAINED HEREIN, AND THE SAME IS SUBMITTED SUBJECT TO ERRORS, OMISSIONS, CHANGE OF PRICE, RENTAL OR OTHER CONDITIONS, PRIOR SALE, LEASE OR FINANCING, OR WITHDRAWAL WITHOUT NOTICE, AND OF ANY SPECIAL LISTING CONDITIONS IMPOSED BY OUR PRINCIPALS NO WARRANTIES OR REPRESENTATIONS ARE MADE AS TO THE CONDITION OF THE PROPERTY OR ANY HAZARDS CONTAINED THEREIN ARE ANY TO BE IMPLIED. OUTLINES ARE APPROXIMATE AND SHOWN ONLY TO IDENTIFY THE PARCEL IN CONSIDERATION.

NAI Mertz

 NAI Mertz | 21 Roland Avenue
Mount Laurel, NJ 08054
856.234.9600 | naimertz.com



147-153 S. DELSEA DRIVE

147-153 S. Delsea Drive Vineland, NJ 08360

 FOR LEASE

 RETAIL

 3,700 SF



FOR MORE INFORMATION


Sandro Randazzo

 856.724.4256

 sandro.randazzo@naimertz.com

NAI MERTZ DISCLAIMER: NO WARRANTY OR REPRESENTATION, EXPRESS OR IMPLIED, IS MADE AS TO THE ACCURACY OF THE INFORMATION CONTAINED HEREIN, AND THE SAME IS SUBMITTED SUBJECT TO ERRORS, OMISSIONS, CHANGE OF PRICE, RENTAL OR OTHER CONDITIONS, PRIOR SALE, LEASE OR FINANCING, OR WITHDRAWAL WITHOUT NOTICE, AND OF ANY SPECIAL LISTING CONDITIONS IMPOSED BY OUR PRINCIPALS NO WARRANTIES OR REPRESENTATIONS ARE MADE AS TO THE CONDITION OF THE PROPERTY OR ANY HAZARDS CONTAINED THEREIN ARE ANY TO BE IMPLIED. OUTLINES ARE APPROXIMATE AND SHOWN ONLY TO IDENTIFY THE PARCEL IN CONSIDERATION.

NAI Mertz

 NAI Mertz | 21 Roland Avenue
Mount Laurel, NJ 08054
856.234.9600 | naimertz.com

