

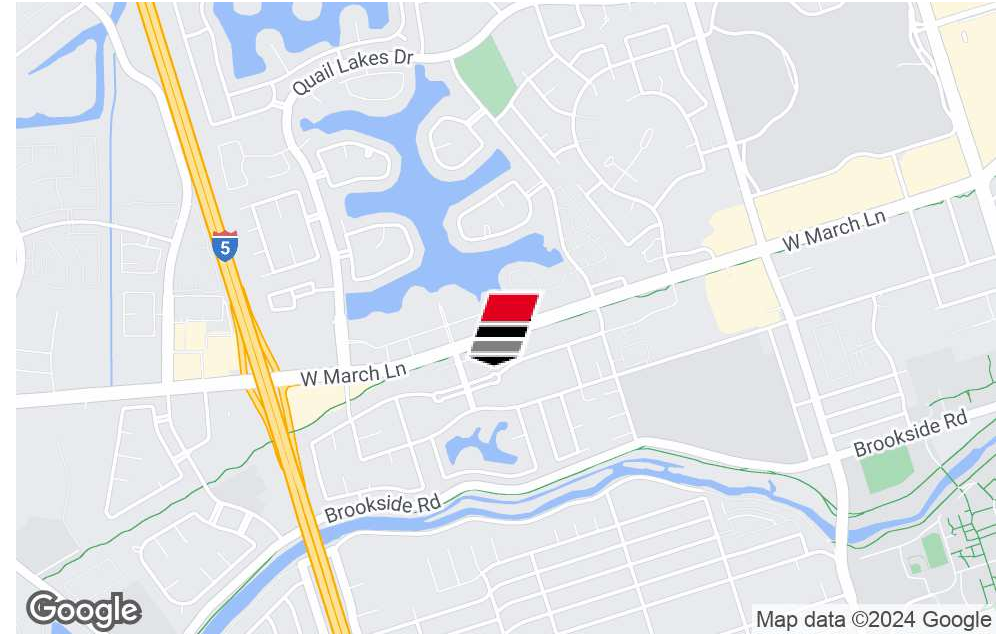


Marshalls

LAKESIDE PLAZA

2233 Grand Canal Boulevard, Stockton, CA 95207

PROPERTY SUMMARY



PROPERTY DESCRIPTION

This center enjoys an excellent location on the prime east-west arterial for retail trade in the market.

PROPERTY HIGHLIGHTS

- Marshall's-anchored shopping center visible to high-traffic March Lane along Stockton's central business corridor. High visibility location with strong tenant synergy.

OFFERING SUMMARY

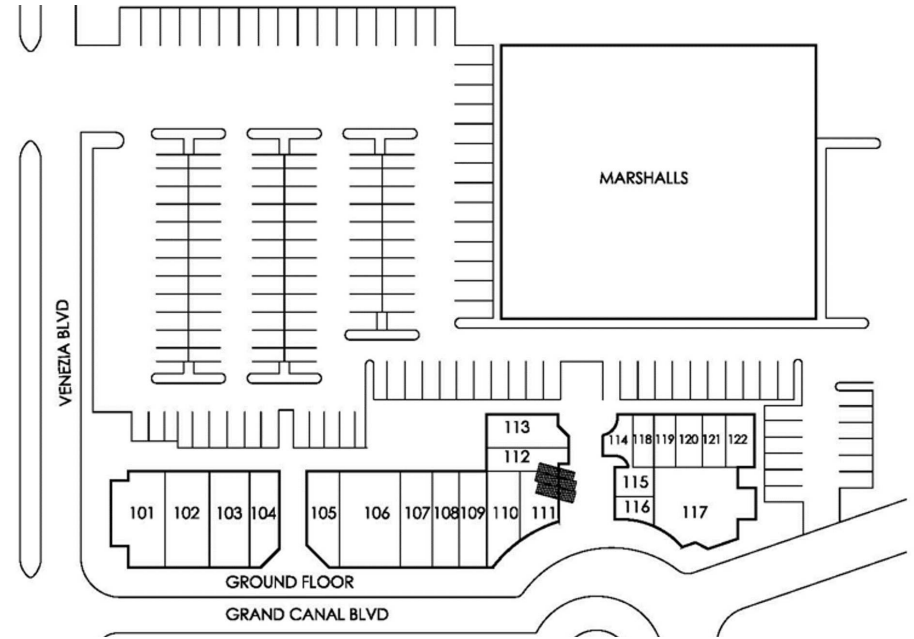
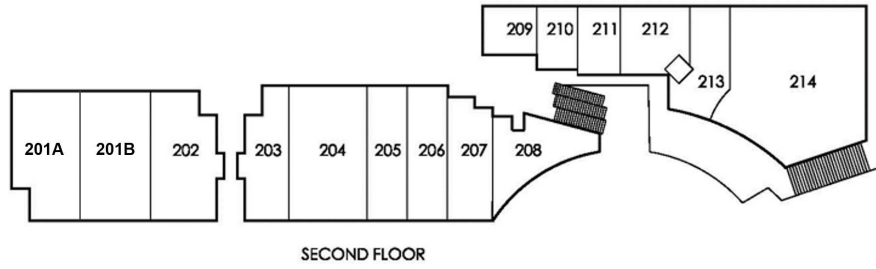
Lease Rate:	Negotiable
Available SF:	735 - 7,675 SF
Lot Size:	4.39 Acres
Building Size:	72,832 SF

DEMOGRAPHICS	1 MILE	2 MILES	3 MILES
Total Households	6,685	25,202	52,766
Total Population	17,368	65,176	141,569
Average HH Income	\$61,742	\$67,094	\$65,039

BEN RISHWAIN

209.461.6400 | ben@fcrei.com
CalDRE #01729449

LEASE SPACES



LEASE INFORMATION

Lease Type:	NNN
Total Space:	735 - 7,675 SF

Lease Term:	Negotiable
Lease Rate:	Negotiable

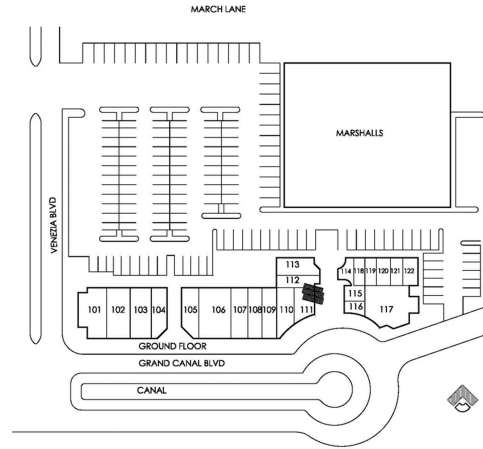
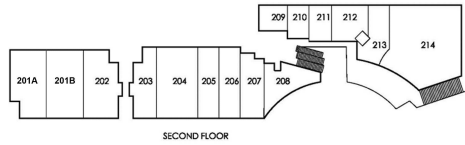
AVAILABLE SPACES

SUITE	TENANT	SIZE (SF)	LEASE TYPE
101	Marshall's	26,000 SF	NNN
102	Fresh Hot Bread All-Day	3,052 SF	NNN
103A	Fire Farm	1,306 SF	NNN
103B	Dragon's Den Games	1,278 SF	NNN
104	Debonair Parlour	1,381 SF	NNN
105-106	Stronger Fitness	3,600 SF	NNN
107-109	Blackout Barbell	3,731 SF	NNN

BEN RISHWAIN

209.461.6400 | ben@fcrei.com
CalDRE #01729449

LEASE SPACES

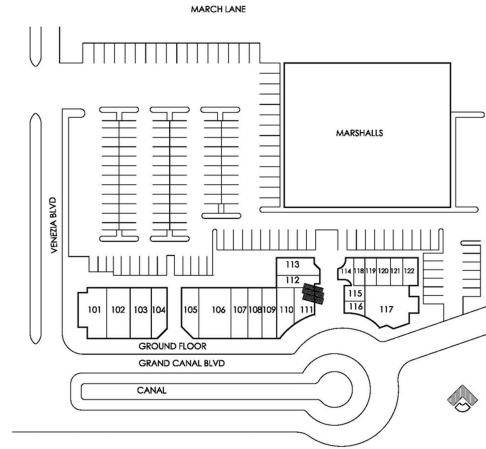
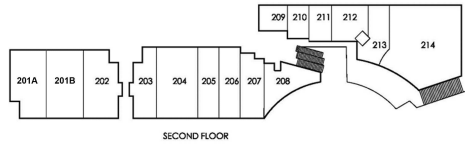


SUITE	TENANT	SIZE (SF)	LEASE TYPE
110-111	Stephanie Rodriguez	1,549 SF	NNN
112-113	Lal Market	1,873 SF	NNN
114	Ging's Music Studio	500 SF	NNN
115	Available	735 SF	NNN
116	Moore's Accounting Firm	450 SF	NNN
117	Ghingghis Kahn	2,678 SF	NNN
118-120	Bayon Restaurant	1,656 SF	NNN
121-122	Rose Nails	1,147 SF	NNN
201A	Lakeside Market	2,897 SF	NNN
201B	Available	1,969 SF	NNN
202	Domino's	1,807 SF	NNN

BEN RISHWAIN

209.461.6400 | ben@fcrei.com
CalDRE #01729449

LEASE SPACES



SUITE	TENANT	SIZE (SF)	LEASE TYPE
203	Computer XP	1,100 SF	NNN
1310	Lollicup Tea Zone	1,310 SF	NNN
1000	Beauty Salon	1,000 SF	NNN
205-207	Swagat Indian Cuisine	2,989 SF	NNN
208	Available	1,866 SF	NNN
209-214	Available	7,675 SF	NNN
204A	Lollicup	1,310 SF	NNN
204B	JT Family Barber	1,000 SF	NNN

BEN RISHWAIN
 209.461.6400 | ben@fcrei.com
 CalDRE #01729449

AVAILABLE SUITE 209-214 FLOOR PLAN



**TOTAL SQUARE FEET
17,674**

SCHEMATIC DESIGN: FLOOR PLAN

SCALE: 1/8" = 1'-0"

PRO EQUITY
Asset Management

INTERIORS, Inc.
114 Douglas Boulevard
Broomfield, Colorado 80020
P: 303.773.5800
F: 303.773.5800

PRELIMINARY
NOT FOR CONSTRUCTION

**COUNTY OF SAN JOAQUIN
PUBLIC HEALTH SERVICES
SUITES 209-214
2233 Grand Canal Blvd
Stockton, CA**

NO.	DATE	DESCRIPTION
1	01.14.15	ISSUED FOR PERMITS
2	01.14.15	ISSUED FOR PERMITS
3	01.14.15	ISSUED FOR PERMITS
4	01.14.15	ISSUED FOR PERMITS
5	01.14.15	ISSUED FOR PERMITS
6	01.14.15	ISSUED FOR PERMITS
7	01.14.15	ISSUED FOR PERMITS
8	01.14.15	ISSUED FOR PERMITS
9	01.14.15	ISSUED FOR PERMITS
10	01.14.15	ISSUED FOR PERMITS
11	01.14.15	ISSUED FOR PERMITS
12	01.14.15	ISSUED FOR PERMITS
13	01.14.15	ISSUED FOR PERMITS
14	01.14.15	ISSUED FOR PERMITS
15	01.14.15	ISSUED FOR PERMITS
16	01.14.15	ISSUED FOR PERMITS
17	01.14.15	ISSUED FOR PERMITS
18	01.14.15	ISSUED FOR PERMITS
19	01.14.15	ISSUED FOR PERMITS
20	01.14.15	ISSUED FOR PERMITS
21	01.14.15	ISSUED FOR PERMITS
22	01.14.15	ISSUED FOR PERMITS
23	01.14.15	ISSUED FOR PERMITS
24	01.14.15	ISSUED FOR PERMITS
25	01.14.15	ISSUED FOR PERMITS
26	01.14.15	ISSUED FOR PERMITS
27	01.14.15	ISSUED FOR PERMITS
28	01.14.15	ISSUED FOR PERMITS
29	01.14.15	ISSUED FOR PERMITS
30	01.14.15	ISSUED FOR PERMITS
31	01.14.15	ISSUED FOR PERMITS
32	01.14.15	ISSUED FOR PERMITS
33	01.14.15	ISSUED FOR PERMITS
34	01.14.15	ISSUED FOR PERMITS
35	01.14.15	ISSUED FOR PERMITS
36	01.14.15	ISSUED FOR PERMITS
37	01.14.15	ISSUED FOR PERMITS
38	01.14.15	ISSUED FOR PERMITS
39	01.14.15	ISSUED FOR PERMITS
40	01.14.15	ISSUED FOR PERMITS
41	01.14.15	ISSUED FOR PERMITS
42	01.14.15	ISSUED FOR PERMITS
43	01.14.15	ISSUED FOR PERMITS
44	01.14.15	ISSUED FOR PERMITS
45	01.14.15	ISSUED FOR PERMITS
46	01.14.15	ISSUED FOR PERMITS
47	01.14.15	ISSUED FOR PERMITS
48	01.14.15	ISSUED FOR PERMITS
49	01.14.15	ISSUED FOR PERMITS
50	01.14.15	ISSUED FOR PERMITS
51	01.14.15	ISSUED FOR PERMITS
52	01.14.15	ISSUED FOR PERMITS
53	01.14.15	ISSUED FOR PERMITS
54	01.14.15	ISSUED FOR PERMITS
55	01.14.15	ISSUED FOR PERMITS
56	01.14.15	ISSUED FOR PERMITS
57	01.14.15	ISSUED FOR PERMITS
58	01.14.15	ISSUED FOR PERMITS
59	01.14.15	ISSUED FOR PERMITS
60	01.14.15	ISSUED FOR PERMITS
61	01.14.15	ISSUED FOR PERMITS
62	01.14.15	ISSUED FOR PERMITS
63	01.14.15	ISSUED FOR PERMITS
64	01.14.15	ISSUED FOR PERMITS
65	01.14.15	ISSUED FOR PERMITS
66	01.14.15	ISSUED FOR PERMITS
67	01.14.15	ISSUED FOR PERMITS
68	01.14.15	ISSUED FOR PERMITS
69	01.14.15	ISSUED FOR PERMITS
70	01.14.15	ISSUED FOR PERMITS
71	01.14.15	ISSUED FOR PERMITS
72	01.14.15	ISSUED FOR PERMITS
73	01.14.15	ISSUED FOR PERMITS
74	01.14.15	ISSUED FOR PERMITS
75	01.14.15	ISSUED FOR PERMITS
76	01.14.15	ISSUED FOR PERMITS
77	01.14.15	ISSUED FOR PERMITS
78	01.14.15	ISSUED FOR PERMITS
79	01.14.15	ISSUED FOR PERMITS
80	01.14.15	ISSUED FOR PERMITS
81	01.14.15	ISSUED FOR PERMITS
82	01.14.15	ISSUED FOR PERMITS
83	01.14.15	ISSUED FOR PERMITS
84	01.14.15	ISSUED FOR PERMITS
85	01.14.15	ISSUED FOR PERMITS
86	01.14.15	ISSUED FOR PERMITS
87	01.14.15	ISSUED FOR PERMITS
88	01.14.15	ISSUED FOR PERMITS
89	01.14.15	ISSUED FOR PERMITS
90	01.14.15	ISSUED FOR PERMITS
91	01.14.15	ISSUED FOR PERMITS
92	01.14.15	ISSUED FOR PERMITS
93	01.14.15	ISSUED FOR PERMITS
94	01.14.15	ISSUED FOR PERMITS
95	01.14.15	ISSUED FOR PERMITS
96	01.14.15	ISSUED FOR PERMITS
97	01.14.15	ISSUED FOR PERMITS
98	01.14.15	ISSUED FOR PERMITS
99	01.14.15	ISSUED FOR PERMITS
100	01.14.15	ISSUED FOR PERMITS

**SCHEMATIC
DESIGN:
FLOOR PLAN**

SD1

BEN RISHWAIN
209.461.6400 | ben@fcrei.com
CalDRE #01729449

RETAILER MAP



BEN RISHWAIN
209.461.6400 | ben@fcrei.com
CalDRE #01729449

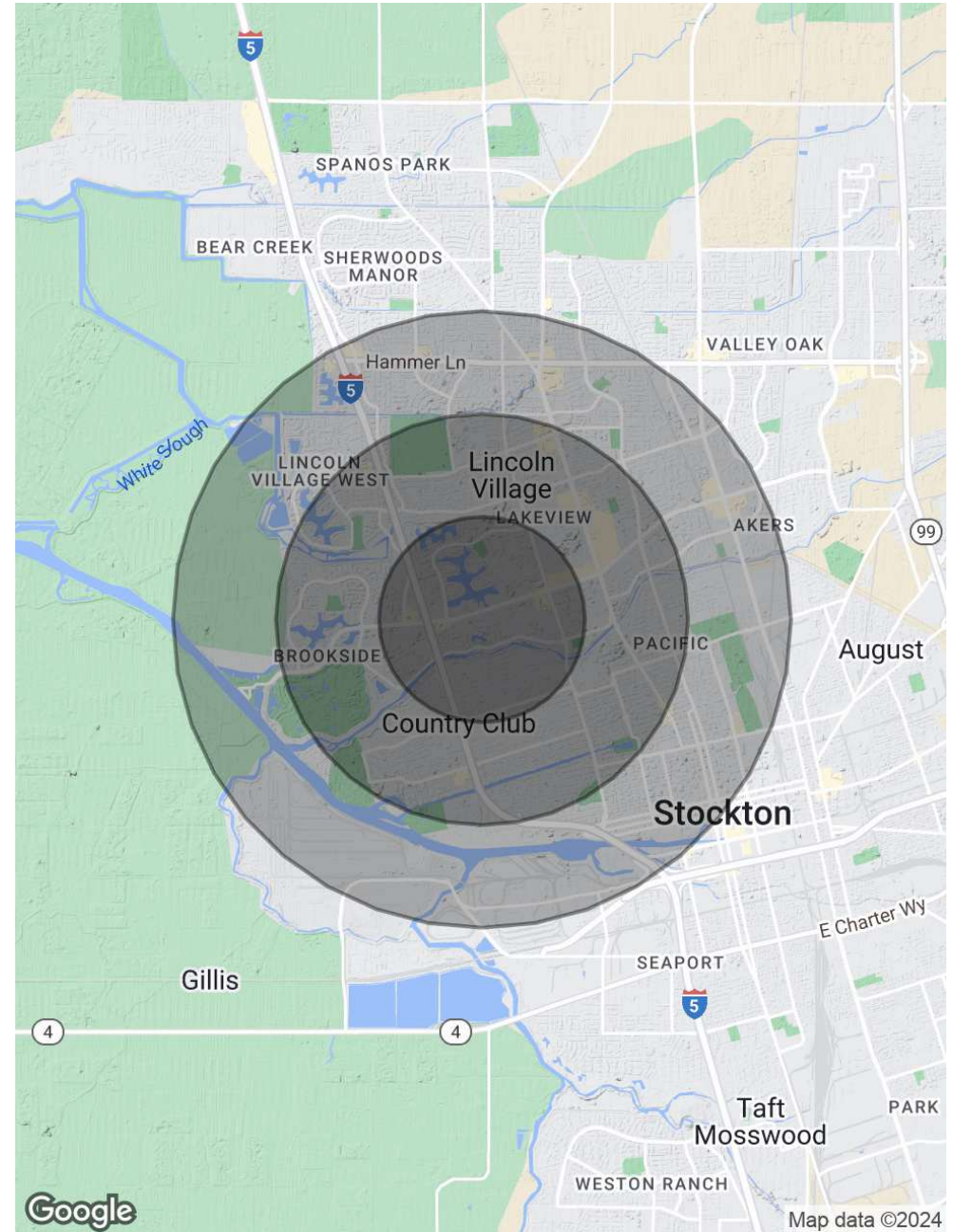
DEMOGRAPHICS MAP & REPORT

POPULATION	1 MILE	2 MILES	3 MILES
Total Population	17,368	65,176	141,569
Average Age	32.6	34.1	34.2
Average Age (Male)	30.7	32.8	32.7
Average Age (Female)	33.2	35.3	35.9

HOUSEHOLDS & INCOME	1 MILE	2 MILES	3 MILES
Total Households	6,685	25,202	52,766
# of Persons per HH	2.6	2.6	2.7
Average HH Income	\$61,742	\$67,094	\$65,039
Average House Value	\$301,760	\$384,548	\$348,561

ETHNICITY (%)	1 MILE	2 MILES	3 MILES
Hispanic	28.3%	30.6%	33.5%

RACE	1 MILE	2 MILES	3 MILES
Total Population - White	8,825	37,541	81,547
% White	50.8%	57.6%	57.6%
Total Population - Black	2,903	7,317	14,848
% Black	16.7%	11.2%	10.5%
Total Population - Asian	2,464	8,333	19,242
% Asian	14.2%	12.8%	13.6%
Total Population - Hawaiian	130	308	724
% Hawaiian	0.7%	0.5%	0.5%
Total Population - American Indian	111	659	1,533
% American Indian	0.6%	1.0%	1.1%
Total Population - Other	1,286	5,842	13,261
% Other	7.4%	9.0%	9.4%



BEN RISHWAIN
 209.461.6400 | ben@fcrei.com
 CalDRE #01729449

ADDITIONAL PHOTOS



BEN RISHWAIN
209.461.6400 | ben@fcrei.com
CalDRE #01729449