



LEASING BROCHURE



BURBANK TOWN CENTER

201 E Magnolia Blvd, Burbank, CA 91502

Exclusively Represented By:





BURBANK TOWN CENTER SERVES A SHOPPER POPULATION OF MORE THAN 1.5M

BURBANK TOWN CENTER

201 E Magnolia Blvd, Burbank, CA 91502

Retail & Restaurant Opportunities

Located off I-5 in Downtown Burbank, the landmark Burbank Town Center offers a choice of over 100 retail stores, restaurants, entertainment venues and lifestyle services. Just a few miles northeast of Hollywood and know as the “Media Capital of the World”, Burbank is home to Walt Disney and Warner Bros. Studios. Our three-level indoor mall features a dramatic dome towering over Center Court. The indoor mall compliments Burbank Town Center’s many outdoor shops, restaurants and theatre situated along San Fernando Blvd.

Burbank Town Center, one of the top malls in California, is a 1.2 million-square-foot shopping, dining and entertainment destination situated on more than 37 acres along Interstate 5 in the heart of Downtown Burbank, California. This town center’s stores are enclosed in an 807,000-square-foot mall anchored by Macy’s, Burlington, AMC, H&M and ROUND1 Bowling & Amusement, with an open-air shopping plaza, along with eight outparcel buildings totaling approximately 206,000 square feet, featuring Ashley Home Furniture, Crunch Fitness, Barnes & Noble Booksellers, and Bob’s Furniture.

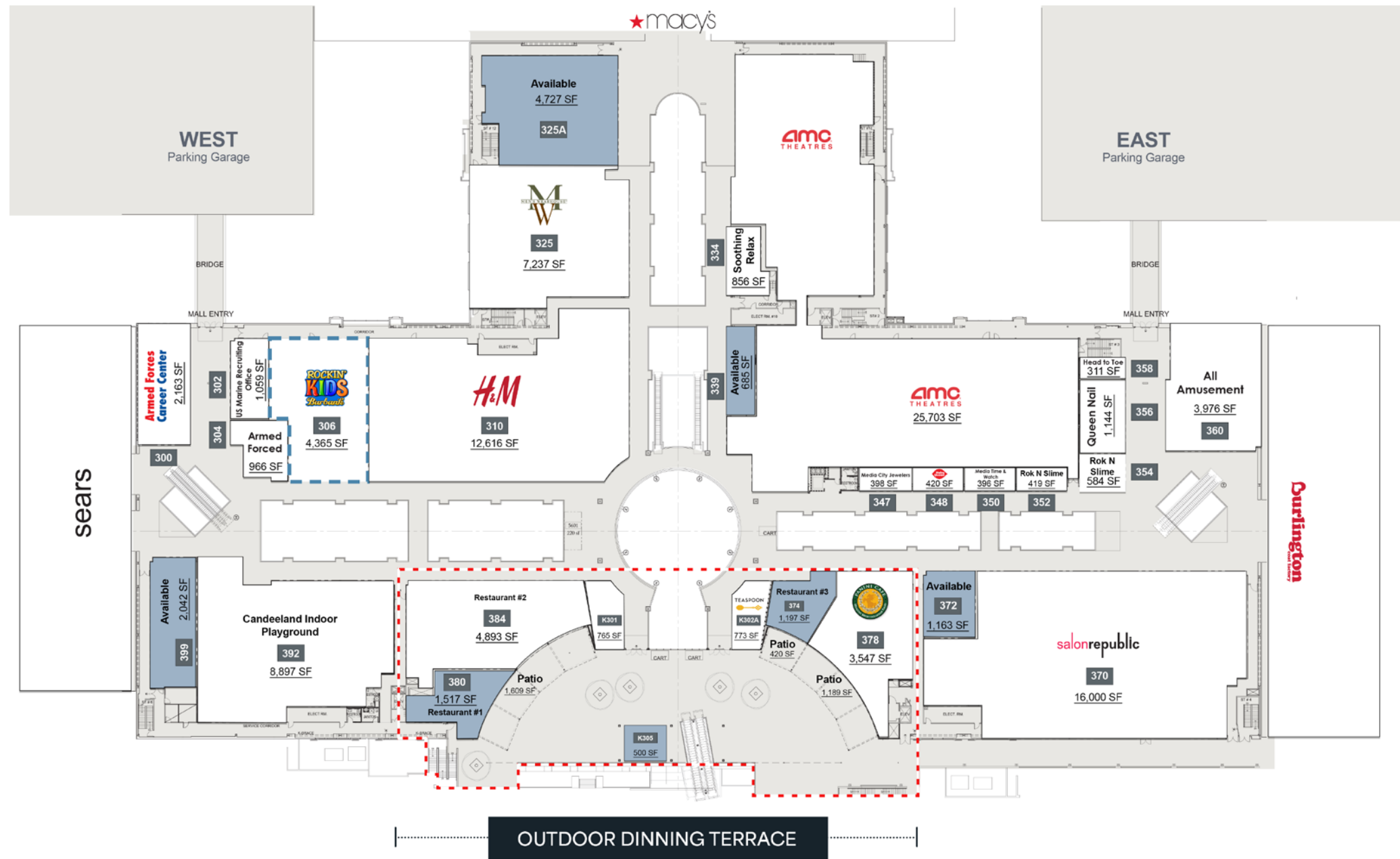
 burbanktowncenter.com



UPPER LEVEL

The focal point of the upper level is the outdoor dining terrace.

The Upper Level provides direct and convenient access from San Fernando Boulevard and Magnolia Boulevard via a covered escalator. The sit down restaurant spaces offer exclusive outdoor covered seating areas that open up to the spacious outdoor Dining Terrace. The Dining Terrace also provides incredible exterior signage opportunities visible from Downtown Burbank.



LOWER LEVEL

Grand staircase and escalator at the Magnolia Blvd entry, invites customers into the food court within the spacious center court and access to retail and entertainment co-anchors.

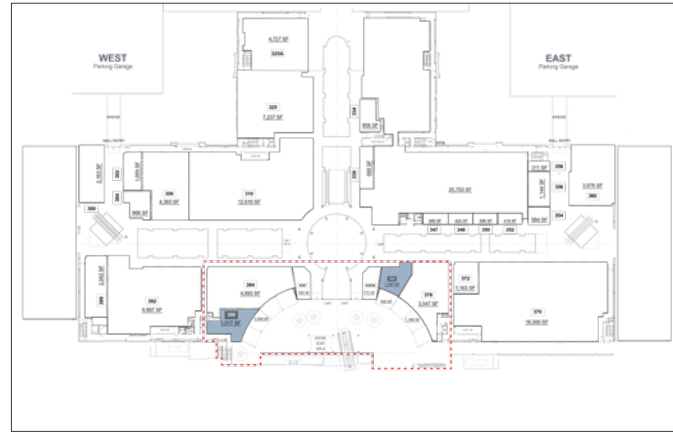
The Lower Level entry way allows guests and pedestrians ease of access from Downtown Burbank and compelling views of what the newly renovated Burbank Town Center has to offer.

Foyer entrances also provide customers a direct connection from the East and West garages to Macy's, the mall and the food court.



©SRS The information presented was obtained from sources deemed reliable; however SRS Real Estate Partners does not guarantee its completeness or accuracy.

KEY MAP


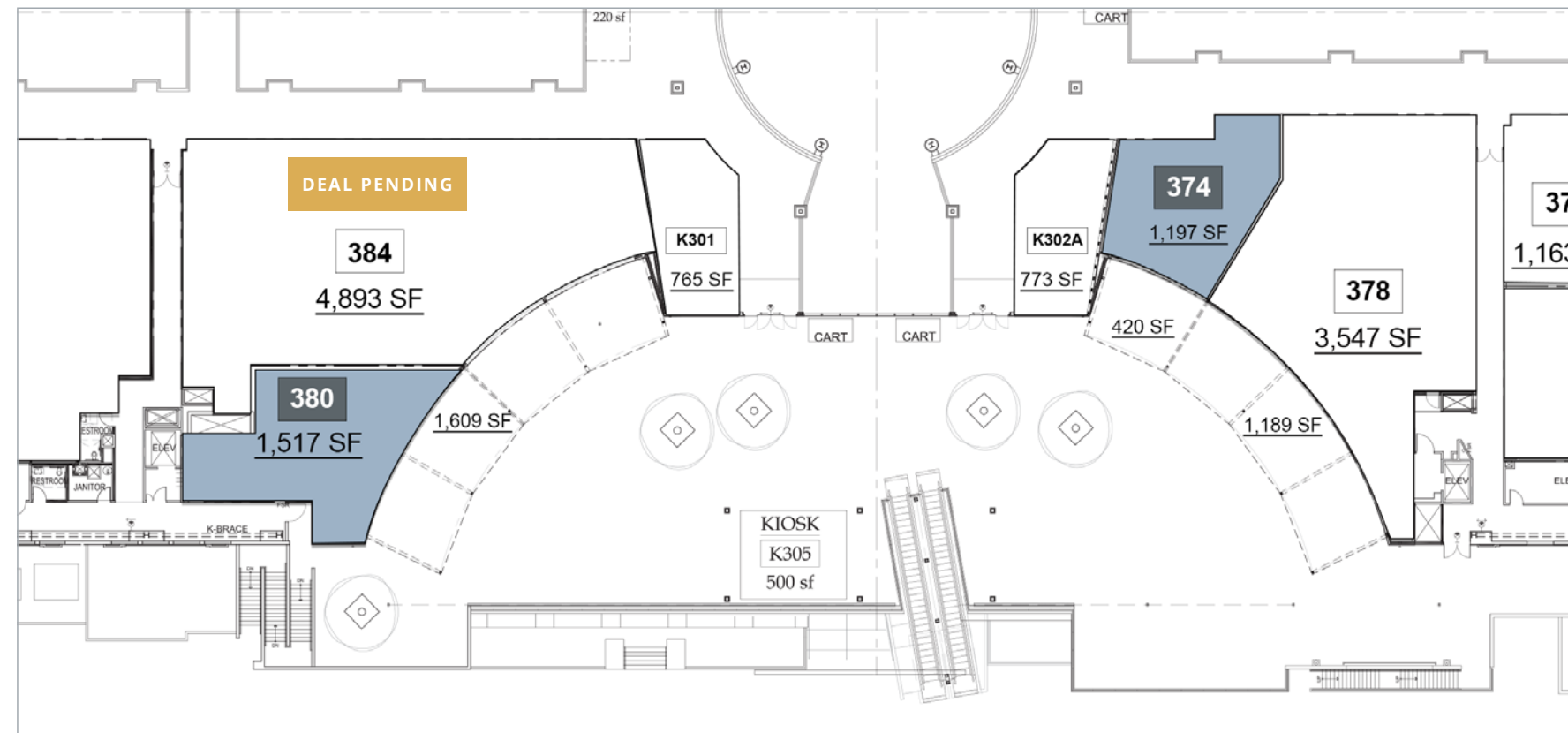


UPPER LEVEL

Restaurant & Outdoor Dining Terrace Opportunities

SPACE 374: 1,197 SF Available

SPACE 380: 1,517 SF Available



DEMOGRAPHICS

Burbank demographics reflect higher than average incomes, with households that are college educated and ethnically diverse, sharing an upscale urban perspective.

104K Population | **165K** Workforce Population | **42.5K** Household Population

\$1.23M Avg. Household Income

12.4K Business

77% Some College or Higher

\$8,500 Per Capita Sales

43 Median Age

\$1.2M Median Home Price

SOURCE: THE NIELSEN COMPANY, EMSI

VISITOR GROWTH PRODUCTIVITY

\$197 Average Daily Rate | **\$154** Revenue per Available Room | **\$147M** Revenue

\$2.9M Verified Hotel Bookings | **78%** Hotel Occupancy Rate

SOURCE: VISIT BURBANK AND STR REPORT FY 2023-2024

TOP 10 INDUSTRIES

Burbank represents a robust workforce with a daytime population of 182,000 jobs spread through a variety of industries

Entertainment	76,492
Healthcare Services	15,403
Information Technology	15,391
Professional, Scientific & Technical Services	13,288
Local Government & Non-profit	10,324
Retail/Wholesale	9,528
Food Services & Drinking Places	6,901
Administrative & Support Services	5,990
Manufacturing	4,349
Construction	3,412

SOURCE: EMSI (2022/2023)

21.6% A & B Office Vacancy Rate

Class A office is defined as buildings attracting the highest quality tenants and commanding the highest rents.

Class B buildings are generally a little older with good quality management and tenants.

AS OF SECOND QUARTER 2023 / SOURCE: HDL, EDD, COSTAR



Site
201 E Magnolia Blvd
Burbank, CA 91502

TOURISM & VISITORS

\$829M Total Spent by Visitors

\$174M Spent on Retail

\$31M Tourism Generated Local Tax Revenue

\$206M Spent on Recreation & Entertainment

7,790 Jobs Sustained by Visitors

\$147M Spent on Food & Beverage

\$3.1M Overnight Visitors



BURBANK TOWN CENTER

201 E Magnolia Blvd, Burbank, CA 91502

FOR MORE LEASING DETAILS, CONTACT

TERRISON QUINN
949 698 1107
terrison.quinn@srsre.com
CA License No. 01789657

CASEY MAHONY
949 698 1108
casey.mahony@srsre.com
CA License No. 01886184

BREE CASAS
949 270 8212
bree.casas@srsre.com
CA License No. 02088511

680 Newport Center Drive, Suite 300, Newport Beach, CA 92660

