

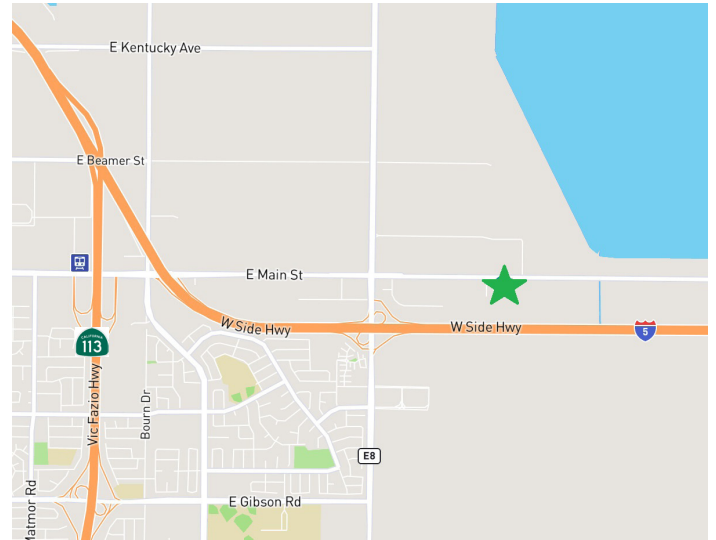
For Sublease

±30,000 SF Office/Warehouse Space

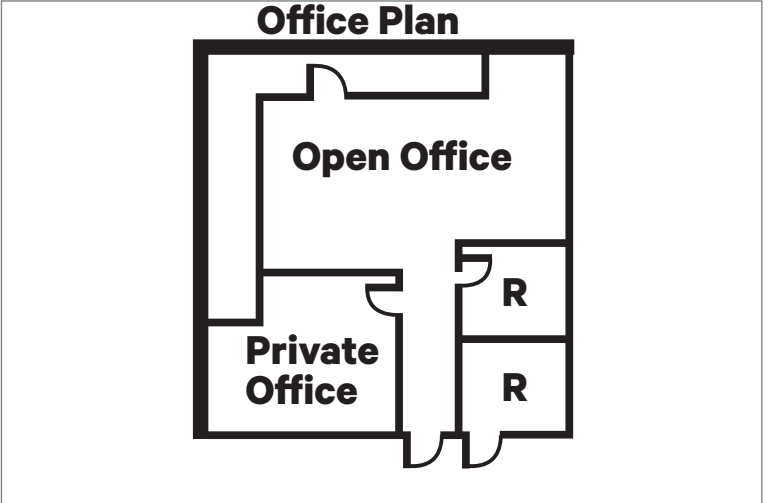
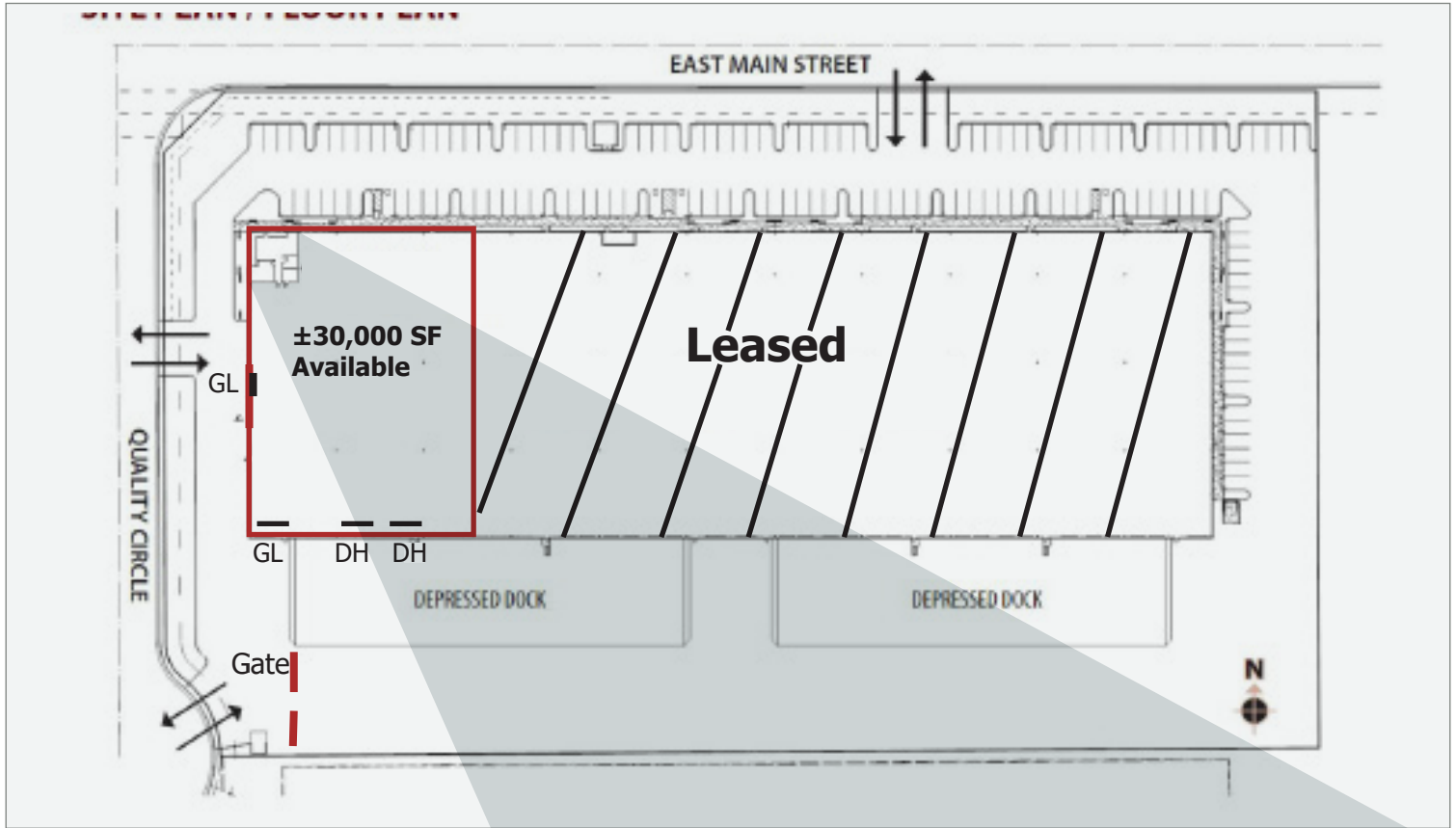
CBRE

2340 E. Main Street Woodland, CA

- ±30,000 Total SF Available
 - ±1,033 SF Office
 - ±28,967 SF Warehouse
- Two (2) Dock Doors with Levelers
- Two (2) ± 12'x14' Grade Level Doors
- ESFR Sprinklers
- 28' - 32' Clear Height
- Column Spacing: ±57' x 57' (typical)
- Skylights
- Fenced/Gated Truck Court
- BRC Food Safety Certified
- Easy Access to I-5 and Hwy 113
- Rental Rate: \$0.60 PSF, Gross



Floor Plan



Contact Us

Dave Planting
First Vice President
+1 916 425 7769
david.planting@cbre.com
Lic. 01274102

© 2023 CBRE, Inc. All rights reserved. This information has been obtained from sources believed reliable, but has not been verified for accuracy or completeness. You should conduct a careful, independent investigation of the property and verify all information. Any reliance on this information is solely at your own risk. CBRE and the CBRE logo are service marks of CBRE, Inc. All other marks displayed on this document are the property of their respective owners, and the use of such logos does not imply any affiliation with or endorsement of CBRE. Photos herein are the property of their respective owners. Use of these images without the express written consent of the owner is prohibited.