



**FOR
LEASE**

33,000 SF

**485-495 RESEARCH DRIVE, PARCEL 39
CENTERPOINT COMMERCE & TRADE
PARK - EAST PHASE IIB
PITTSTON TOWNSHIP (PITTSTON), PA 18640**

.....

INDUSTRIAL

**10-YEAR, 100% REAL ESTATE
TAX ABATEMENT
ON IMPROVEMENTS**



SEPTEMBER 2025 CONSTRUCTION PROGRESS



CENTERPOINT EAST TAX-ABATED INDUSTRIAL BUILDING NEAR I-81 & I-476

mericle.com | mericlereadytogo.com



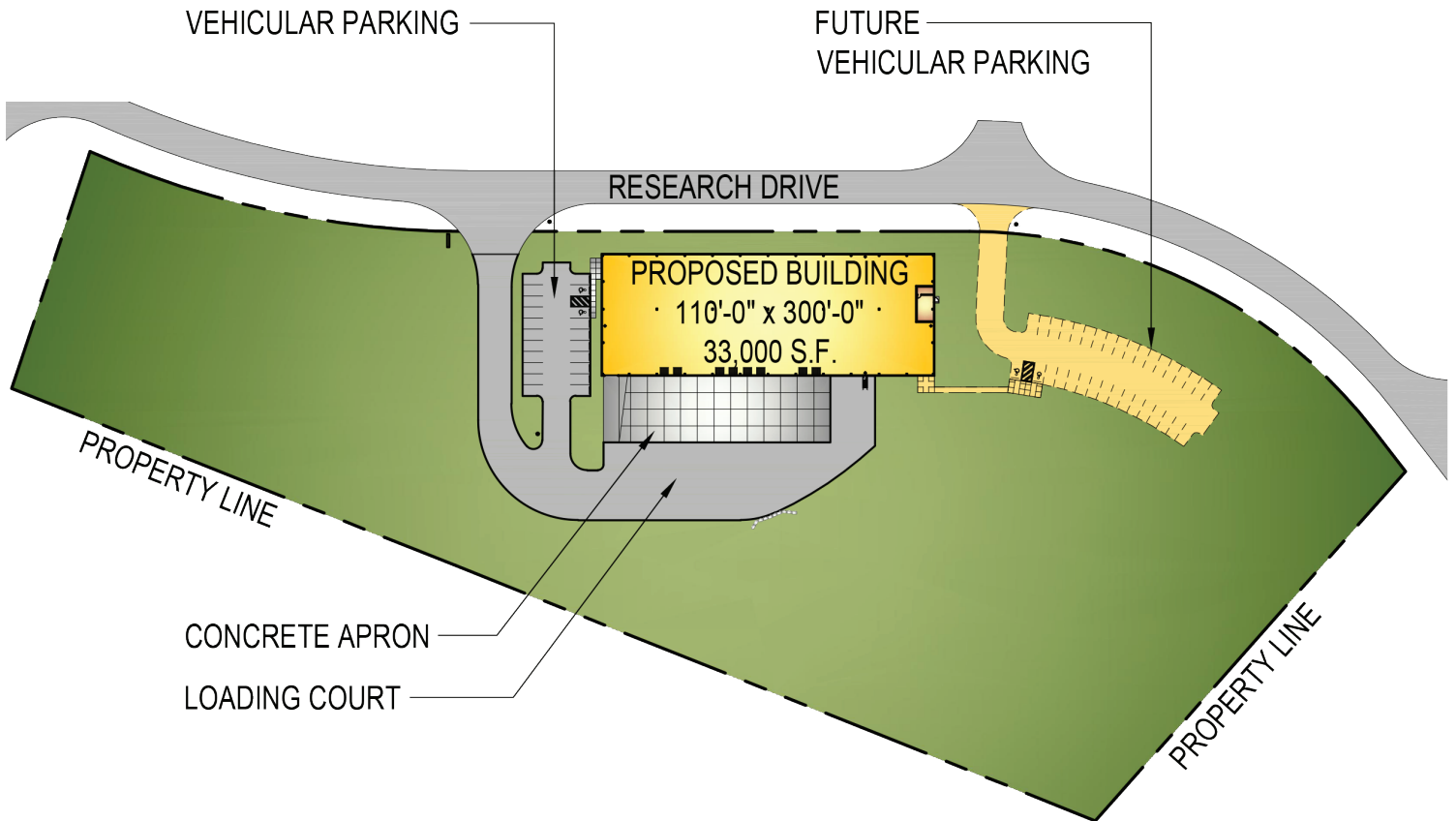
570.823.1100



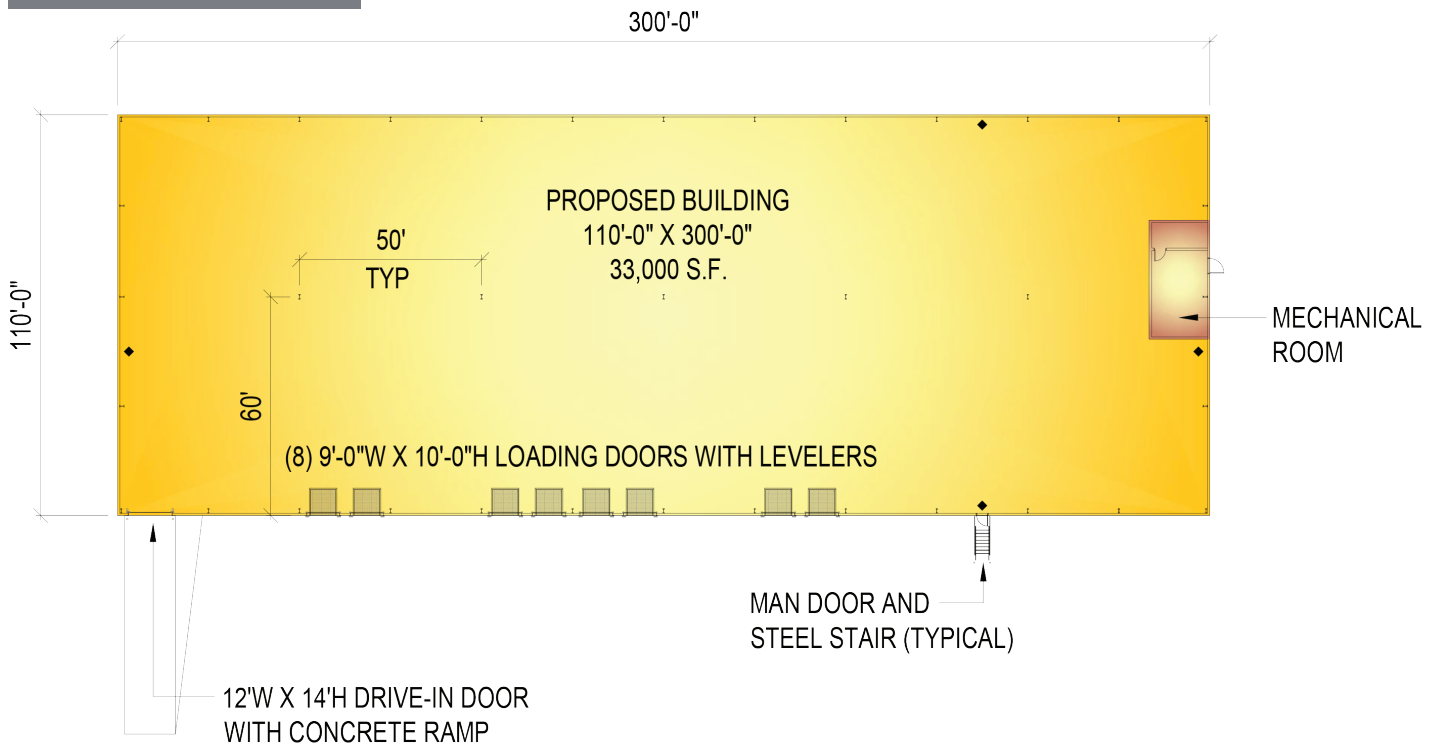
PLANS

SITE PLAN

Information shown is purported to be from reliable sources. No representation is made to the accuracy thereof, and is submitted subject to errors, omissions, prior sale/lease, withdrawal notice, or other conditions.



FLOOR PLAN



FOR LEASE

485-495 RESEARCH DRIVE, PITTSSTON TOWNSHIP, PA

mericle.com | mericlereadytogo.com

SPECS

Information shown is purported to be from reliable sources. No representation is made to the accuracy thereof, and is submitted subject to errors, omissions, prior sale/lease, withdrawal notice, or other conditions.

SIZE

- ▶ **AVAILABLE SPACE:** 33,000 SF
- ▶ **ACREAGE:** 9.47 acres
- ▶ **BUILDING DIMENSIONS:** 110'-0" (width) x 300'-0" (length)

BUILDING CONSTRUCTION

- ▶ **FLOOR:** 6" thick concrete floor slab, reinforced w/welded steel mats. Floor shall be treated with *SpecChem* silicate sealer/densifier and *E-Cure* curing compound.
- ▶ **ROOF:** *Butler Manufacturing*, MR-24 standing seam.
- ▶ **EXTERIOR WALLS:** Architectural masonry, aluminum/glazing entrance systems and metal wall panels with insulation.
- ▶ **CLEAR CEILING HEIGHT:** Average structural clear height of approximately 34'-9".
- ▶ **COLUMN SPACING:** 50'-0" x 50'-0" bay spacing with a 60'-0" deep staging bay.
- ▶ The building shall be provided with 3'-0" high x 6'-0" wide clerestory windows.

LOADING

- ▶ Single-sided loading.
- ▶ **DOCK EQUIPMENT:** Eight (8) 9'-0" x 10'-0" vertical lift dock doors with vision kits by *Haas Door* or equal with 40,000 LB capacity mechanical levelers with bumpers by *Rite-Hite* or equal.

- ▶ Future/potential dock door is available.
- ▶ **DRIVE-IN DOORS:** One (1) 12'-0" x 14'-0" vertical lift drive-in door by *Haas Door* or equal and reinforced concrete ramp.

UTILITIES

- ▶ **WAREHOUSE HEATING:** Energy-efficient, roof mounted *Cambridge* direct-fire units.
- ▶ **WAREHOUSE LIGHTING:** Energy-efficient LED fixtures.
- ▶ **ELECTRICAL POWER:** Power available up to multiples of 4,000 Amps.
- ▶ **FIRE PROTECTION:** Early suppression fast response (ESFR) wet sprinkler system.
- ▶ **UTILITIES:** All utilities shall be separately metered.

PARKING

- ▶ On-site parking for approx. (21) vehicles with future parking for up to (34) vehicles.
- ▶ 8" thick x 60' deep, reinforced concrete dock apron at loading dock with an approx. 130' total loading court depth.
- ▶ Asphalt paving, including heavy duty pave at truck areas and light duty pave in vehicle parking areas.

SITE FEATURES

- ▶ Professionally prepared and maintained landscaping.



LABOR DRAW

More than 700,000 people live within 30 miles, and more than 51 million people live within 200 miles of CenterPoint Commerce & Trade Park.

This 33,000 square foot industrial building is centrally located within the Scranton/Wilkes-Barre labor market. Chewy.com, Isuzu, Lowe's, Neiman Marcus, The Home Depot, and more have major fulfillment centers in CenterPoint Commerce & Trade Park.



TAX SAVINGS

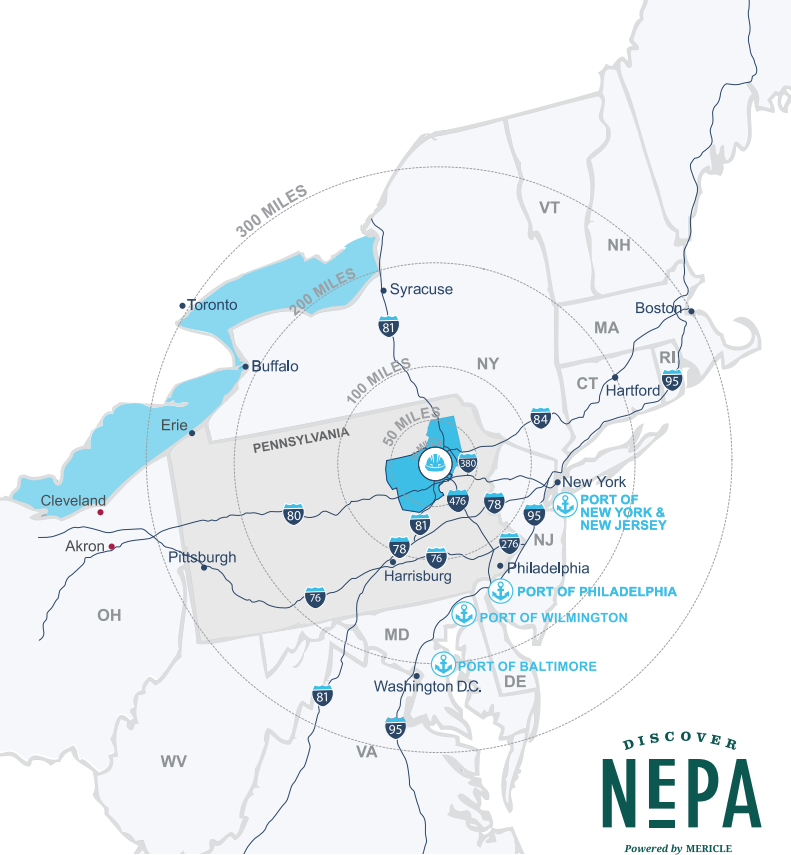
Every building constructed in CenterPoint receives a 10-year, 100% real estate tax abatement on improvements via the LERTA program.

FOR LEASE

485-495 RESEARCH DRIVE, PITTSBURGH TOWNSHIP, PA

mericle.com | mericlereadytogo.com

CENTRALLY LOCATED ON NORTHEASTERN PENNSYLVANIA'S I-81 CORRIDOR



DISCOVER
NEPA
Powered by MERICLE

Northeastern Pennsylvania (NEPA) is close to big cities, but features affordable living, safe neighborhoods, access to recreation, and the opportunity to be heard and make a difference.

Check out **DiscoverNEPA.com** (search "Pittston") for events, shopping, dining, and many, many things to do!

Mericle is Northeastern Pennsylvania proud.



DEEP WATER PORTS

PORT	MI AWAY
Philadelphia, PA	120
New York/New Jersey	121
Wilmington, DE	132
Baltimore, MD	191



TRAVEL DISTANCES

CITY	MI AWAY
Delaware Water Gap, PA	57
Allentown, PA	67
Morristown, NJ	96
Philadelphia, PA	113
Harrisburg, PA	116
Port of Newark, NJ	126
New York, NY	128
Syracuse, NY	152
Baltimore, MD	194
Hartford, CT	198
Washington DC	237
Pittsburgh, PA	290
Boston, MA	301



485-495 RESEARCH DRIVE
CENTERPOINT
COMMERCE & TRADE
PARK EAST
PITTSSTON TOWNSHIP, PA



Mericle, a Butler Builder®, is proud to be part of a network of building professionals dedicated to providing you the best construction for your needs.

BOB BESECKER, Vice President
bbesecker@mericle.com

JIM HILSHER, Vice President
jhilsher@mericle.com

BILL JONES, Vice President
bjones@mericle.com

To learn more, please call one of us at 570.823.1100 to request a proposal and/or arrange a tour.

mericle.com | mericlereadytogo.com

