

WHITE FLINT PLAZA Rockville, MD 20895



PROJECT FACTS

GLA: 195,000 SF

- ▶ Center is located in the densely populated and affluent Montgomery County where the median household income is \$125,583 and ranks among the wealthiest counties in the U.S. (census.gov, 2022)
- ▶ 58.9% of county residents have a Bachelor's degree or higher
- ▶ The shopping center is in the midst of North Bethesda's Master Plan which consists of several major mixed-use projects including the 335 unit Harwood Flats development, delivered in 2022

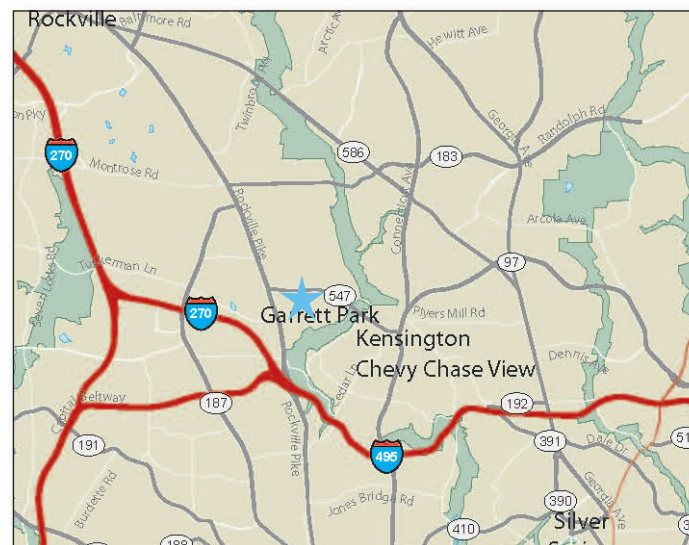
FEATURED TENANTS

PGA TOUR Superstore, Aldi, HomeGoods, PetSmart, Chuck E. Cheese

2025 DEMOGRAPHICS

	Population	Avg HH Income	Households
1 mile	21,204	\$175,586	9,895
3 mile	168,185	\$183,341	62,019
5 mile	398,504	\$199,043	149,987

2025 ESRI



LOCATION

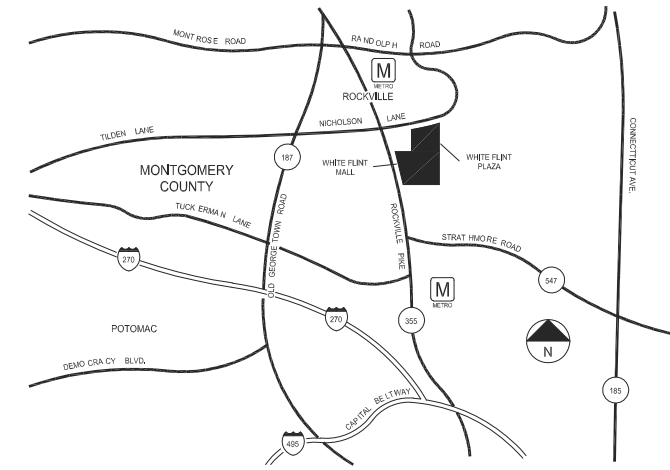
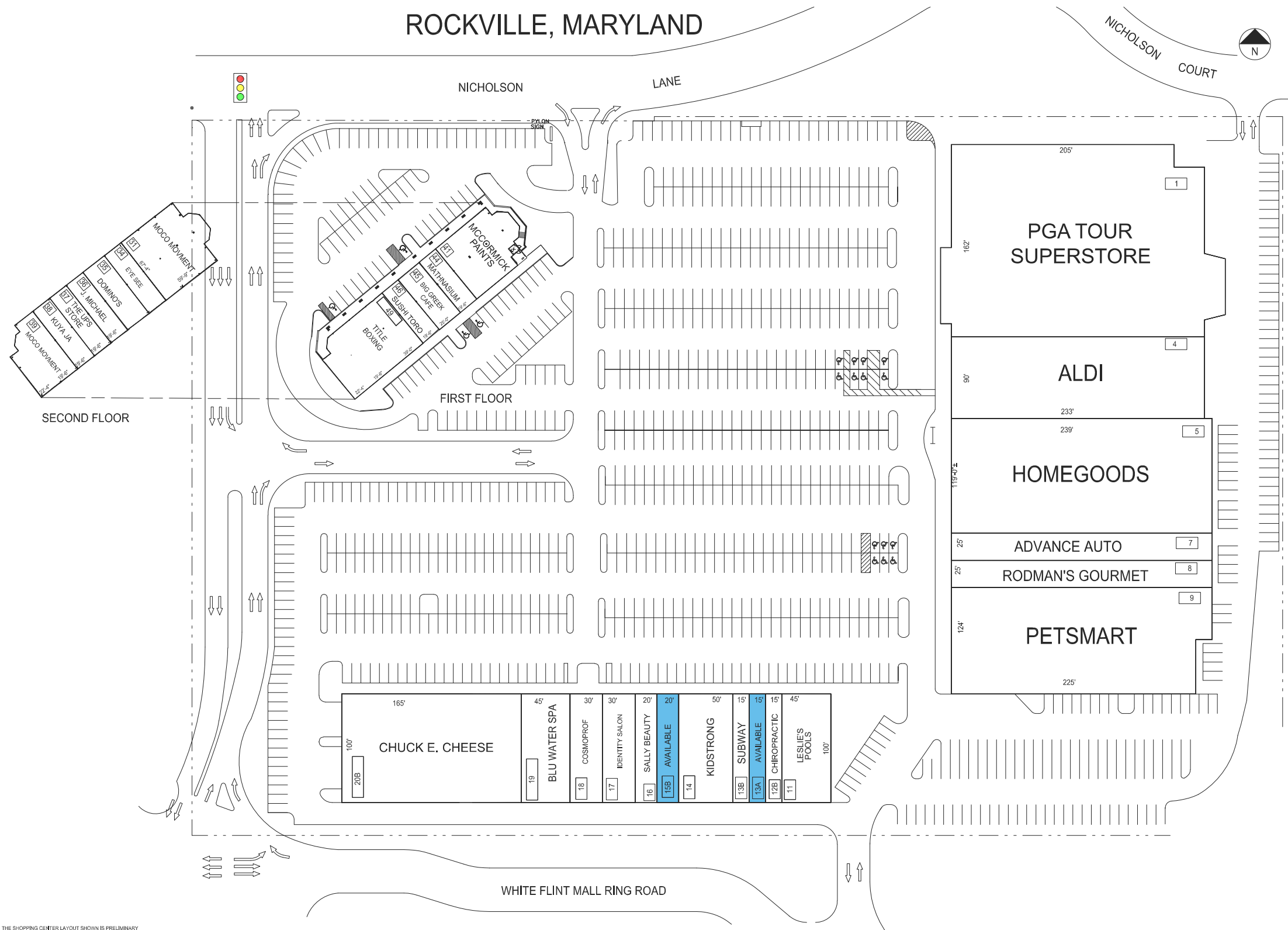
Nicholson Lane near Route 355 - Rockville, MD

LEASING CONTACT

David Paik
202.736.2804 | DPaik@combined.biz

WHITE FLINT PLAZA

ROCKVILLE, MARYLAND



TENANT ROSTER

1	PGA TOUR SUPERSTORE	37,680 SF	31	MOCO MOVEMENT	4,413 SF
4	ALDI	21,628 SF	34	EYE SEE	1,313 SF
5	HOMEGOODS	28,768 SF	35	DOMINO'S	1,683 SF
7	ADVANCE AUTO	6,000 SF	36	J. MICHAEL THE SALON	1,313 SF
8	RODMANS	6,000 SF	37	THE UPS STORE	1,313 SF
9	PETSMAAT	23,455 SF	38	KUYA JA	1,313 SF
11	LESLIE POOLS	4,500 SF	39	MOCO MOVEMENT	2,508 SF
12B	CHIROPRACTIC	1,500 SF	41	MCCORMICK PAINTS	3,798 SF
13A	AVAILABLE	1,500 SF	44	MATHNASIUM	1,165 SF
13B	SUBWAY	1,500 SF	45	BIG GREEK CAFE	1,494 SF
14	KIDSTRONG	5,000 SF	46	SUSHI TORO	1,165 SF
15B	AVAILABLE	2,000 SF	49	TITLE BOXING	4,706 SF
16	SALLY BEAUTY	2,000 SF			
17	IDENTITY SALON	3,000 SF			
18	COSMOPROF	3,000 SF			
19	BLU WATER SPA	4,500 SF			
20B	CHUCK E. CHEESE	16,331 SF			

PARKING PROVIDED =
 PARKING REQUIRED =
 GLA AS PER RENT ROLL = 194,975 SF
 ZONED = C-2, R-90
 REV. DATE = MAR 2026

WHITE FLINT PLAZA
 NICHOLSON LANE & WHITE FLINT MALL DRIVE
 ROCKVILLE, MARYLAND 20895



COMBINED PROPERTIES INCORPORATED

7315 Wisconsin Ave
 Suite 1000 West
 Bethesda, MD 20814
 (202) 293-4500
 FAX (202) 833-3013

LEASING PLAN

THE SHOPPING CENTER LAYOUT SHOWN IS PRELIMINARY AND SUBJECT TO MODIFICATION AND REVISION. NO REPRESENTATION IS MADE AS TO OCCUPANCY. TYPES OF BUSINESS OR TENANT SHOWN ON SAME, THIS DRAWING IS ALSO SUBJECT TO CHANGE, REVIEW AND APPROVAL OF ALL GOVERNMENTAL AUTHORITIES. ADDITIONAL BUILDINGS OR STRUCTURES MAY BE BUILT OR ADDED AND EXISTING BUILDINGS OR STRUCTURES MAY BE REMOVED, DELETED OR OTHERWISE MODIFIED AND THE LANDSCAPING AND PARKING LAYOUT IS SUBJECT TO CHANGE.

50' 100'
 APPROX. SCALE