



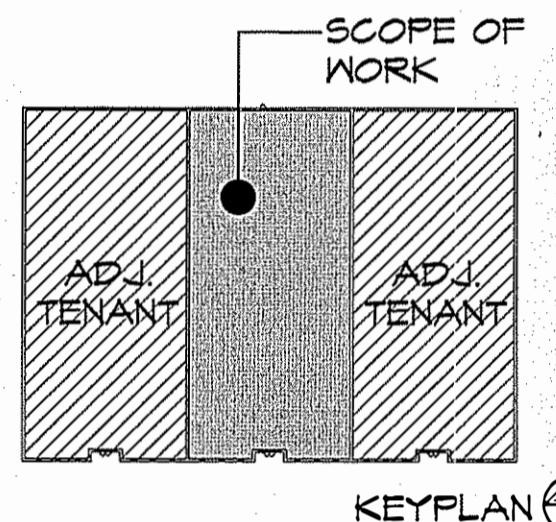
**AHARONIAN  
& ASSOCIATES INC.**  
ARCHITECTS

310 George Washington Highway  
Suite 100  
Smithfield, Rhode Island  
0 2 9 1 7  
T 401-232-5010  
F 401-232-5080  
WWW.ARCH-ENG.COM


**DISCLAIMER**

OWNERSHIP AND USE OF DOCUMENTS, DRAWINGS AND SPECIFICATIONS ARE INSTRUMENTS OF PROFESSIONAL SERVICE AND SHALL REMAIN THE PROPERTY OF THE ARCHITECT. THESE DOCUMENTS ARE NOT TO BE USED, IN WHOLE OR IN PART, FOR ANY OTHER PROJECTS OR PURPOSES OR BY ANY OTHER PARTIES THAN THOSE PROPERLY AUTHORIZED BY CONTRACT WITHOUT THE EXPRESS WRITTEN AUTHORIZATION OF THE ARCHITECT.

THESE DRAWINGS ARE BASED ON AN AS-BUILT PROVIDED TO US BY THE OWNER AND IS NOT GUARANTEED TO BE ACCURATE. GC SHALL VERIFY ALL EXISTING DIMENSIONS & CONSTRUCTION PRIOR TO START OF WORK & PRESENT ANY POTENTIAL ISSUES TO THE ARCHITECT.



REVISIONS		
NUMBER	REMARKS	DATE
1	OWNER UPDATES	01/07/2022



**FOR PERMIT**

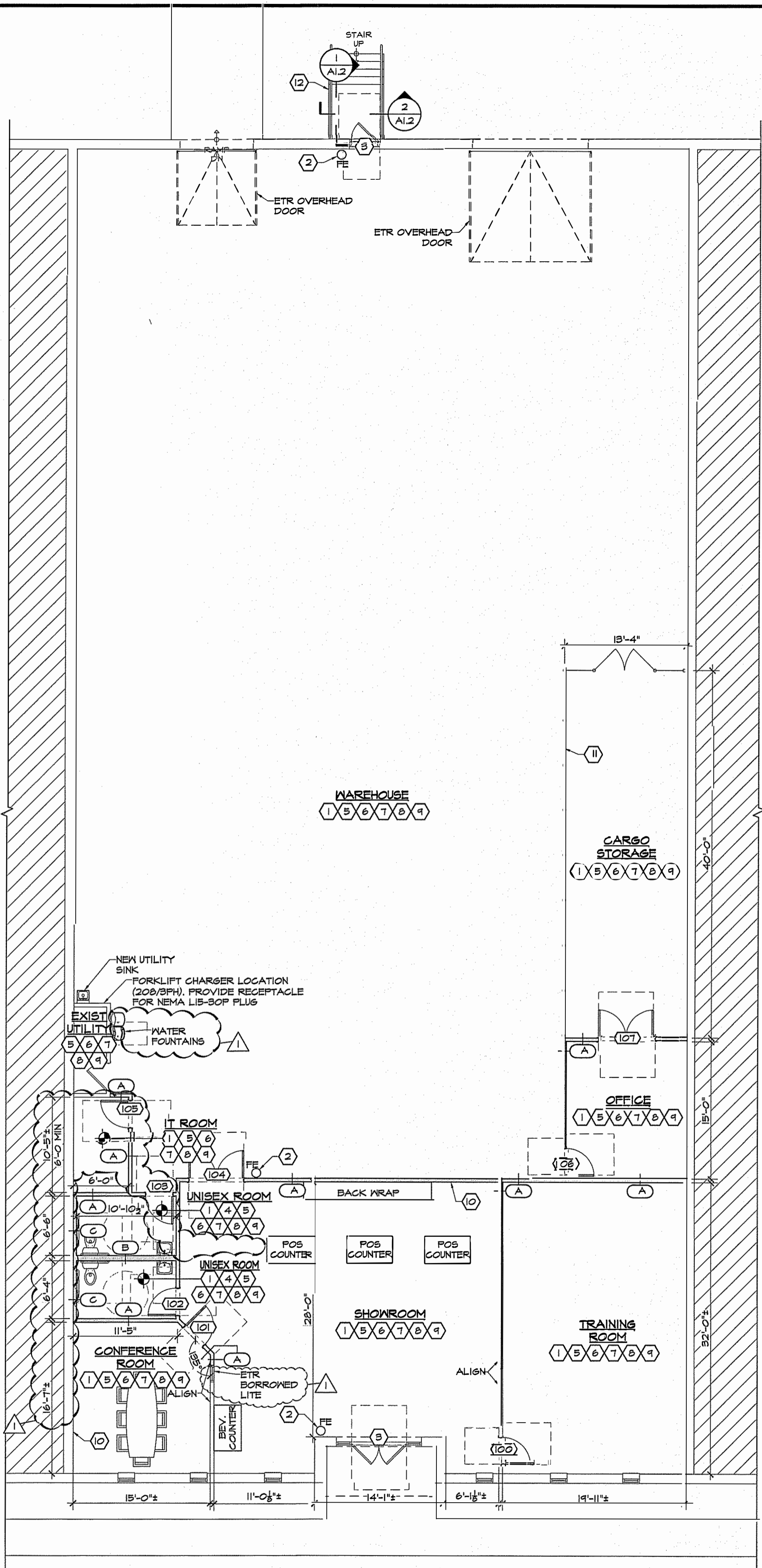
**LENNOX  
TENANT FIT  
OUT**

222 METRO CENTER BLVD.  
WARWICK, RI 02886  
Kent County

DRAWING TITLE  
**FLOOR PLAN,  
PARTITION  
TYPES & DETAIL**

DATE JUNE 13, 2021	PROJ NO 22130
DRAWN BY ERM	CHECKED BY DH

DRAWING NUMBER  
**A1.1**



**FLOOR PLAN**  
SCALE: 1/8" = 1'-0"

