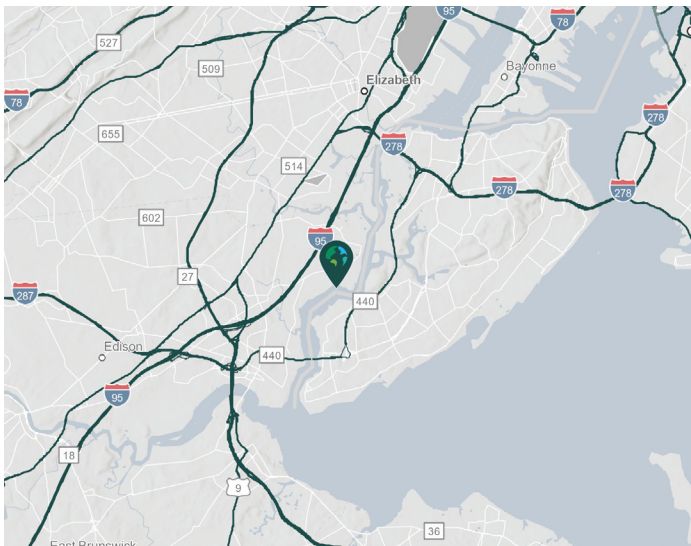


17,054 SF – 52,207 SF

**2323 Randolph Avenue
Avenel, NJ 07001**

Prologis Ports Carteret



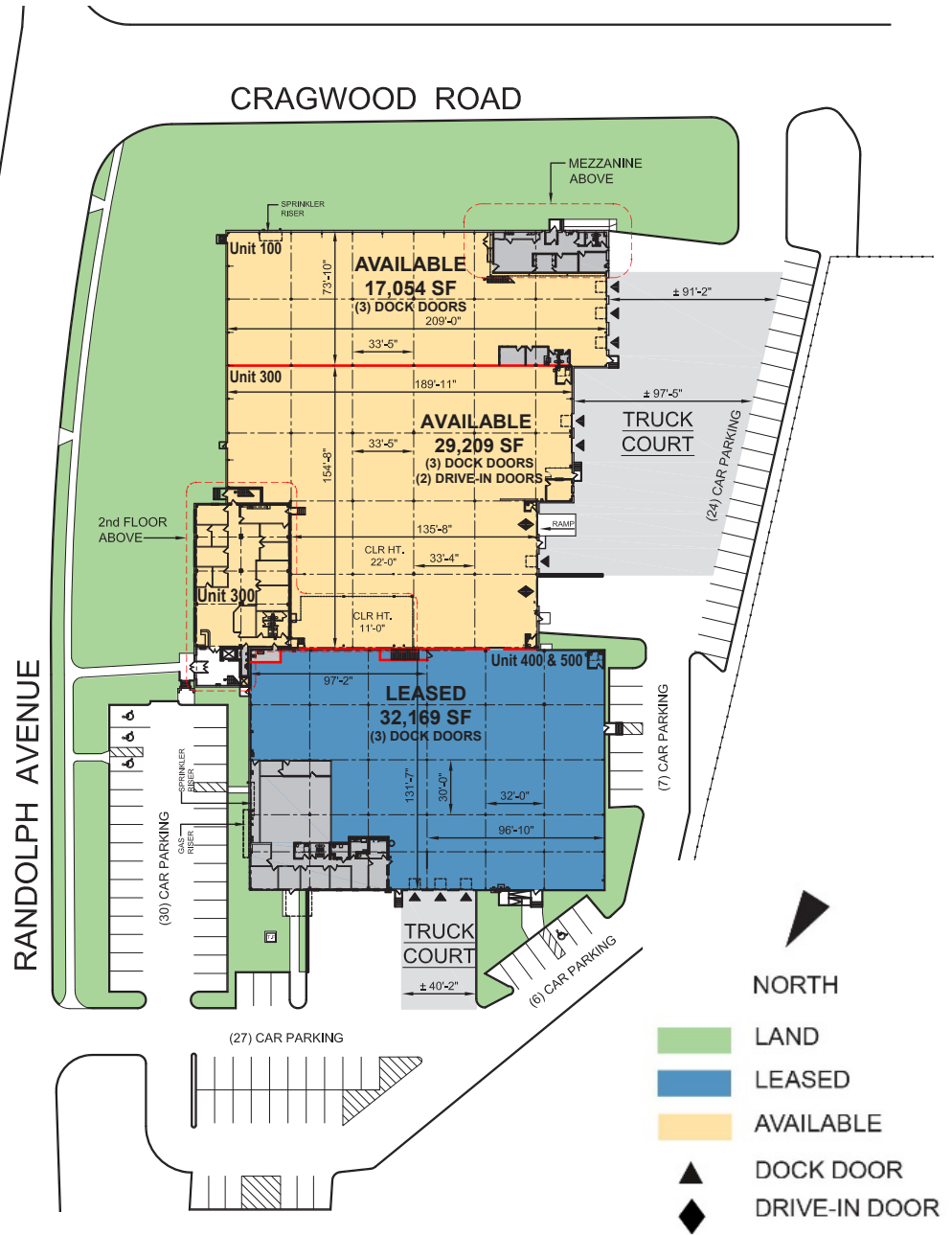
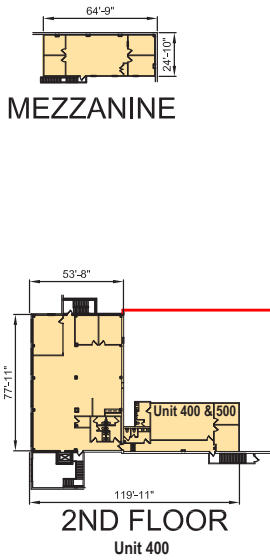
Property Features

	<i>Combined</i>	<i>Unit 100:</i>	<i>Unit 300:</i>
Available Space	52,207 SF	17,054 SF	35,153 SF
Office SF	6,205 SF	1,864 SF	4,341 SF
Mezzanine Office SF	7,552 SF	1,608 SF	5,944 SF
Dock Doors	6	3	3
Drive-In Doors	2		2
Clear Height	22'		
Column Spacing	30' x 32'		
Electrical Service		150 amps, 3 phase, 480/277v	800 amps, 3 phase, 480/277v
Lighting	LED Motion Sensor		

- Located at the crossroads of NJ Turnpike Exit 12, Route 440, Goethals Bridge, Route 1 & 9, Garden State Parkway, and I-278
- ± 10 miles from Newark Liberty International Airport and Port Newark-Elizabeth
- ± 20 miles from New York City via Holland Tunnel and Verrazzano-Narrows Bridge



Unlock the full potential of your warehouse with one strategic, single-source partner.



Lee & Associates
Richard Marchisio
rick.marchisio@lee-associates.com
ph +1 973 475 7055

Lee & Associates
Drew Maffey
drew.maffey@lee-associates.com
ph +1 973 406 2493

Lee & Associates
Will Ziegler
wziegler@lee-associates.com
ph +1 201 458 5470

Prologis
Andrew Forsyth
aforsyth@prologis.com
ph +1 201 528 9575
prologis.com