

SKYRIDGE COURTYARD
660, 670 & 680 AUBURN FOLSOM RD
AUBURN, CA
FOR LEASE
191 RSF - 376 RSF OFFICE SUITES

ETHAN CONRAD
PROPERTIES INC.



REMODEL COMPLETE

VIEW VIRTUAL TOUR

FOR MORE INFORMATION CONTACT:

Joey Chiurazzi
DRE: #02123466
joey@ethanconradprop.com

Ethan Conrad
DRE: #01298662
ethan@ethanconradprop.com

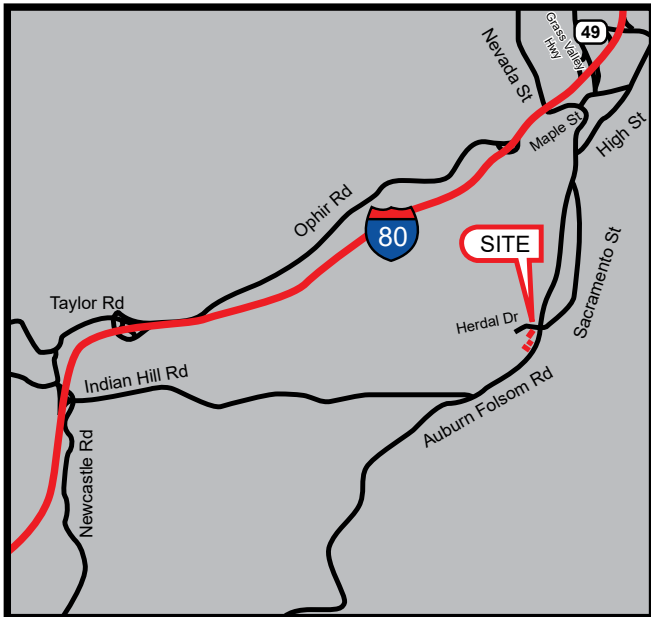
916.779.1000

FEATURES:

- Minutes from I-80 and downtown Auburn
- Frontage on Auburn Folsom Rd with excellent visibility
- Strong daytime population
- Monument signage available
- ADA elevator access to the 2nd floor offices

PROPERTY DETAILS:

Attractive mixed-use building with mature landscaping and excellent visibility facing Auburn Folsom Rd in Auburn, CA. Well-located on a busy thoroughfare with high traffic counts and in an area with strong household demographics.





Tenants save up to
10% vs traditional
utility costs.

LEASE RATE:

660 Auburn Folsom Rd

Suite 201C*	191 RSF	\$392.00 (\$2.05 PSF, FSG)
Suite 201D	376 RSF	\$771.00 (\$2.05 PSF, FSG)

\$0.08 PSF Janitorial. *Available 05/01/26.

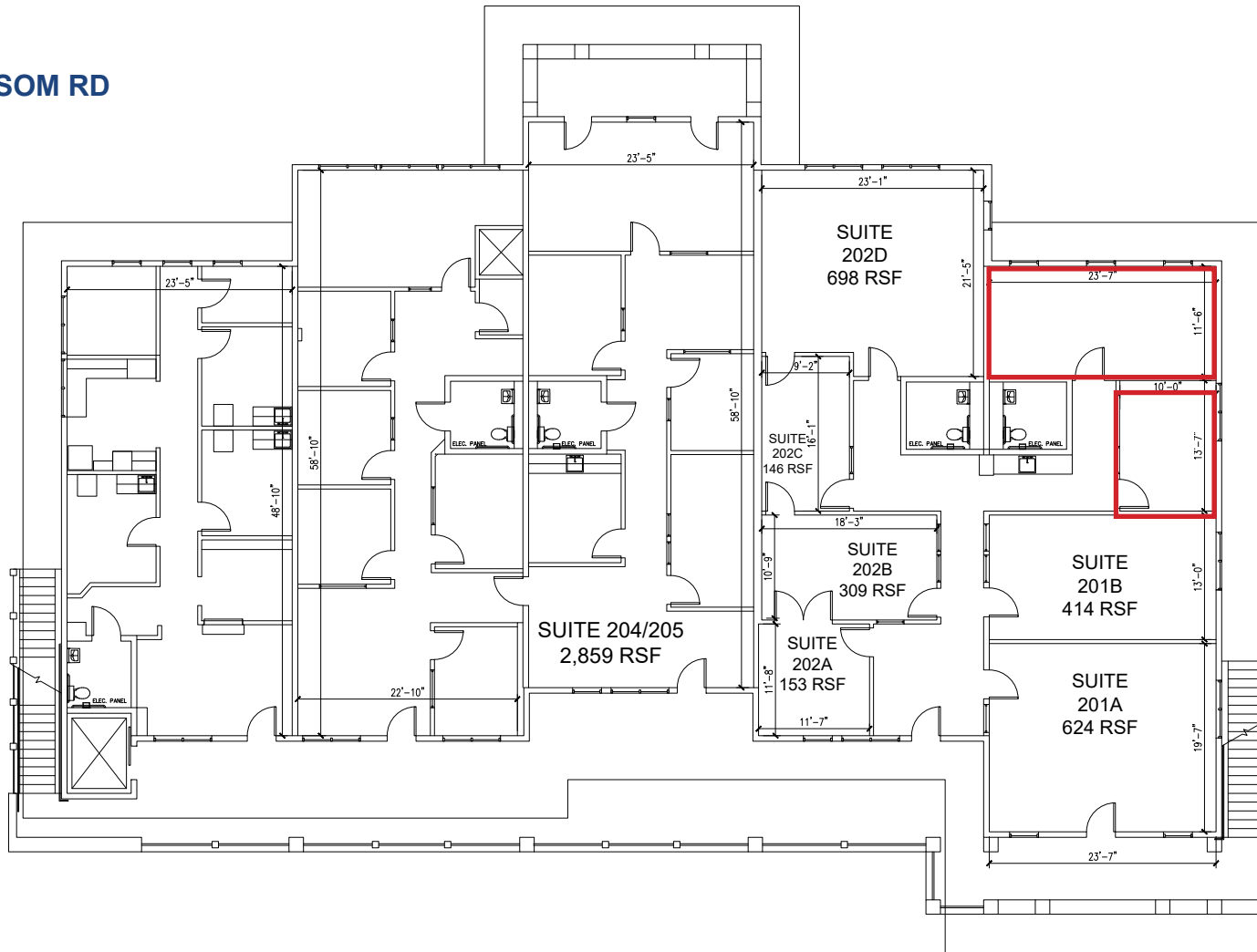
ETHAN CONRAD PROPERTIES, INC.

1300 NATIONAL DRIVE, SUITE 100 | SACRAMENTO CA, 95834 | 916.779.1000

www.ethanconradprop.com

The information contained herein has been obtained from sources we believe to be reliable. However, we cannot guarantee, warrant or represent its accuracy and all information is subject to error, change or withdrawal. An interested party and their advisors should conduct an independent investigation of the property to determine to your satisfaction the suitability of the property for your needs.

FLOOR PLAN
660 AUBURN FOLSOM RD
2ND FLOOR



AVAILABLE
SUITE 201D
376 RSF
[VIEW VIRTUAL TOUR](#)

AVAILABLE
SUITE 201C*
191 RSF

*Available 05/01/26.

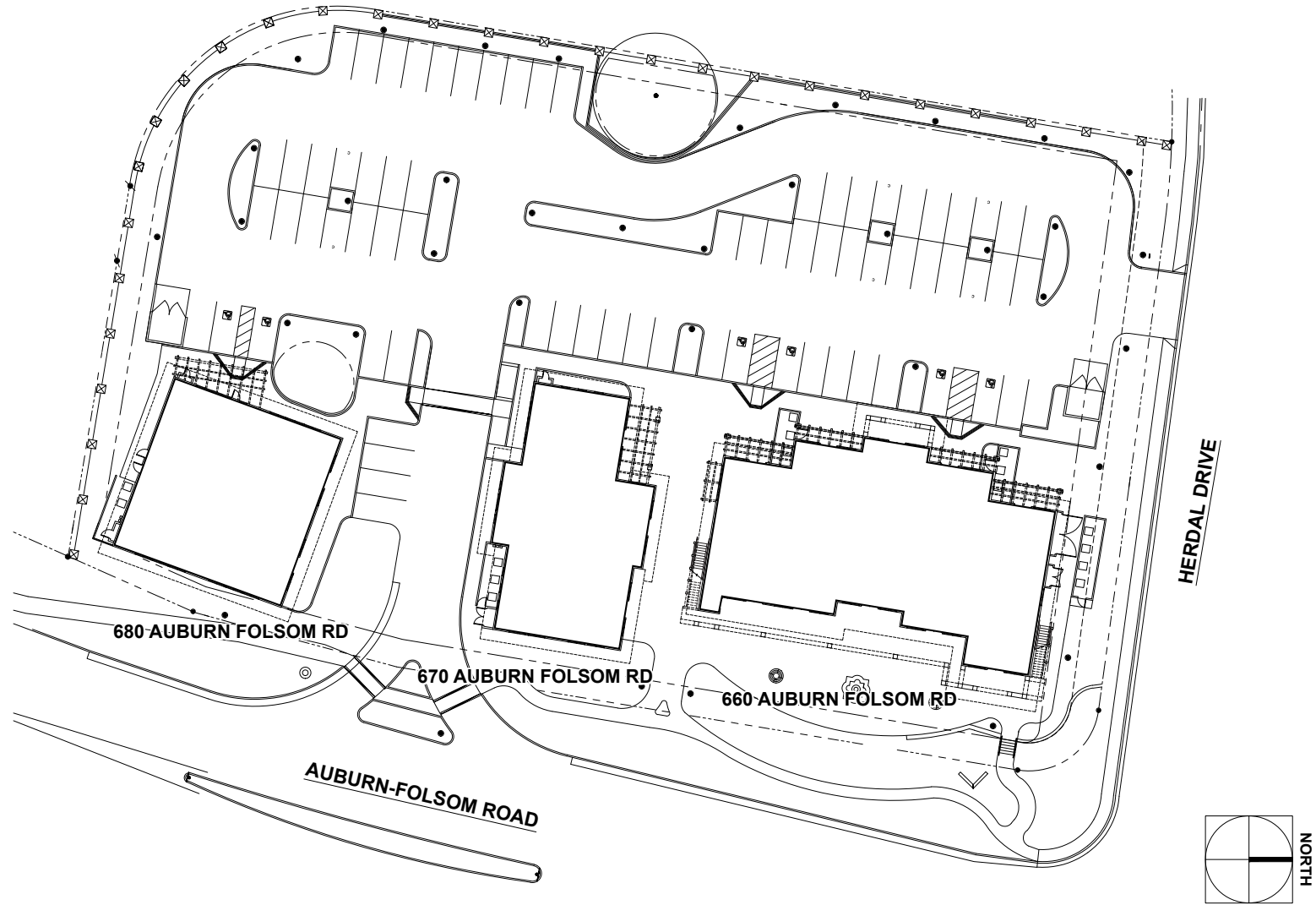
ETHAN CONRAD PROPERTIES, INC.

1300 NATIONAL DRIVE, SUITE 100 | SACRAMENTO CA, 95834 | 916.779.1000

www.ethanconradprop.com

The information contained herein has been obtained from sources we believe to be reliable. However, we cannot guarantee, warrant or represent its accuracy and all information is subject to error, change or withdrawal. An interested party and their advisors should conduct an independent investigation of the property to determine to your satisfaction the suitability of the property for your needs.

SITE PLAN



ETHAN CONRAD PROPERTIES, INC.
1300 NATIONAL DRIVE, SUITE 100 | SACRAMENTO CA, 95834 | 916.779.1000
www.ethanconradprop.com

The information contained herein has been obtained from sources we believe to be reliable. However, we cannot guarantee, warrant or represent its accuracy and all information is subject to error, change or withdrawal. An interested party and their advisors should conduct an independent investigation of the property to determine to your satisfaction the suitability of the property for your needs.

FOR LEASE

SKYRIDGE COURTYARD
660, 670 & 680 AUBURN FOLSOM RD
AUBURN, CA



ETHAN CONRAD PROPERTIES, INC.

1300 NATIONAL DRIVE, SUITE 100 | SACRAMENTO CA, 95834 | 916.779.1000

www.ethanconradprop.com

The information contained herein has been obtained from sources we believe to be reliable. However, we cannot guarantee, warrant or represent its accuracy and all information is subject to error, change or withdrawal. An interested party and their advisors should conduct an independent investigation of the property to determine to your satisfaction the suitability of the property for your needs.