

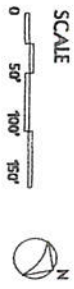
# CAPTAIN'S CORNER SHOPPING CENTER

## FRIENDSWOOD, TEXAS

S.C. MANAGEMENT COMPANY  
 P.O. BOX 680024  
 HOUSTON, TEXAS 77268  
 (281) 537-9066

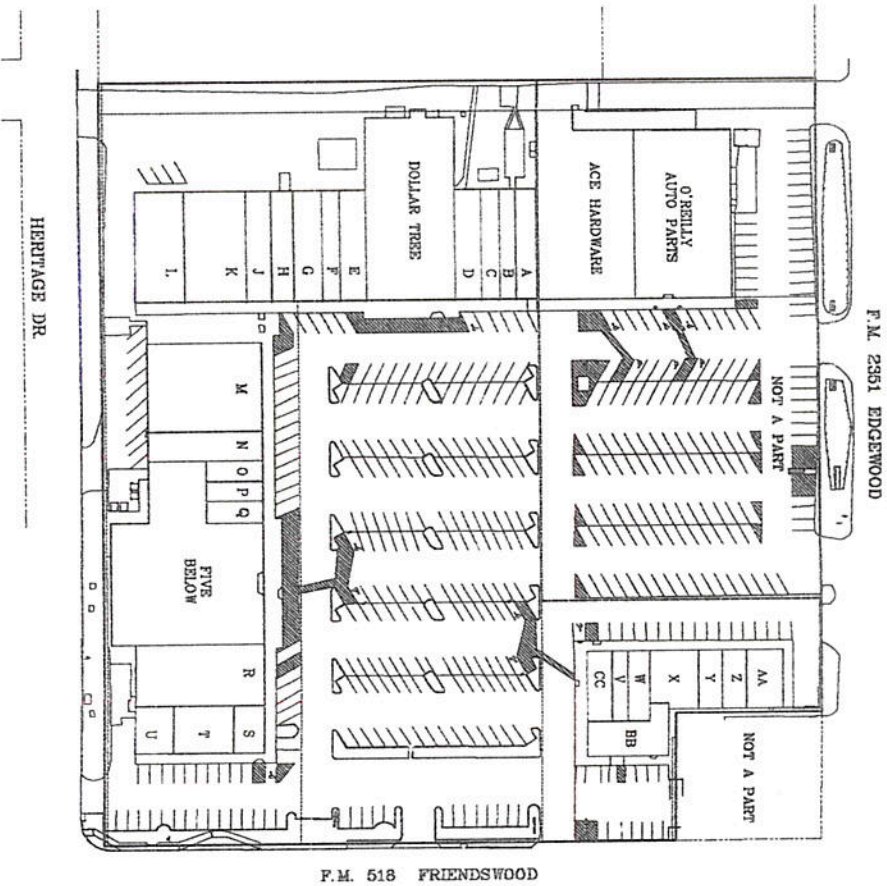
DRAWING PREPARED BY:  
 OSBORN AND VANIE ARCHITECTS INC  
 82008.04 08 FEB 2024

### SITE PLAN



### STATISTICS

SPACE	AREA	FRONTAGE
Ace Hardware	11,025 SF	79.8'
O'Reilly Auto Parts	11,040 SF	80.3'
Dollar Tree	10,875 SF	72.5'
Five Below	15,170 SF	101.0'
A	1,500 SF	16.7'
B	1,470 SF	16.3'
C	1,448 SF	16'
D	1,520 SF	16.8'
E	1,125 SF	12.5'
F	1,350 SF	15'
G	2,031 SF	22.5'
H	1,620 SF	18'
J	1,800 SF	20'
K	4,380 SF	48.7'
L	3,560 SF	38.8'
M	3,829 SF	42.5'
N	1,800 SF	20'
O	800 SF	18'
P	800 SF	18'
Q	800 SF	18'
R	5,050 SF	49.5'
S	1,619 SF	40.5'
T	1,344 SF	33.6'
U	1,222 SF	30.6'
V	754 SF	13'
W	1,073 SF	18'
X	1,710 SF	37.2'
Y	940 SF	19.6'
Z	971 SF	20.2'
AA	1,427 SF	29.7'
BB	2,288 SF	68'
CC	1,218 SF	22.1'
DD	1,800 SF	42.5'



- NOTES:
1. PLAN DIMENSIONS AND STORE FRONTAGES LISTED ARE APPROXIMATE ONLY. AREAS SHOWN ARE ACTUAL. PRESENT LEASABLE AREAS.
  2. PARKING SPACE LOCATION AND ACTUAL CAR COUNT IS REASONABLY ACCURATE BASED ON GIVEN DATA AND AN ON-SITE SURVEY. THESE SPACES ARE SUBJECT TO CHANGE, HOWEVER, AND MOST CURRENT EXISTING CONDITIONS MAY NOT BE REFLECTED ON THIS DRAWING.
  3. MAJOR, OR ANCHOR, TENANTS EXIST AS OF DATE OF DRAWING, HOWEVER, THESE SPACES AND THEIR TENANTS ARE SUBJECT TO CHANGE.

# FOOTHILL SHOPPING CENTER PHOENIX, ARIZONA

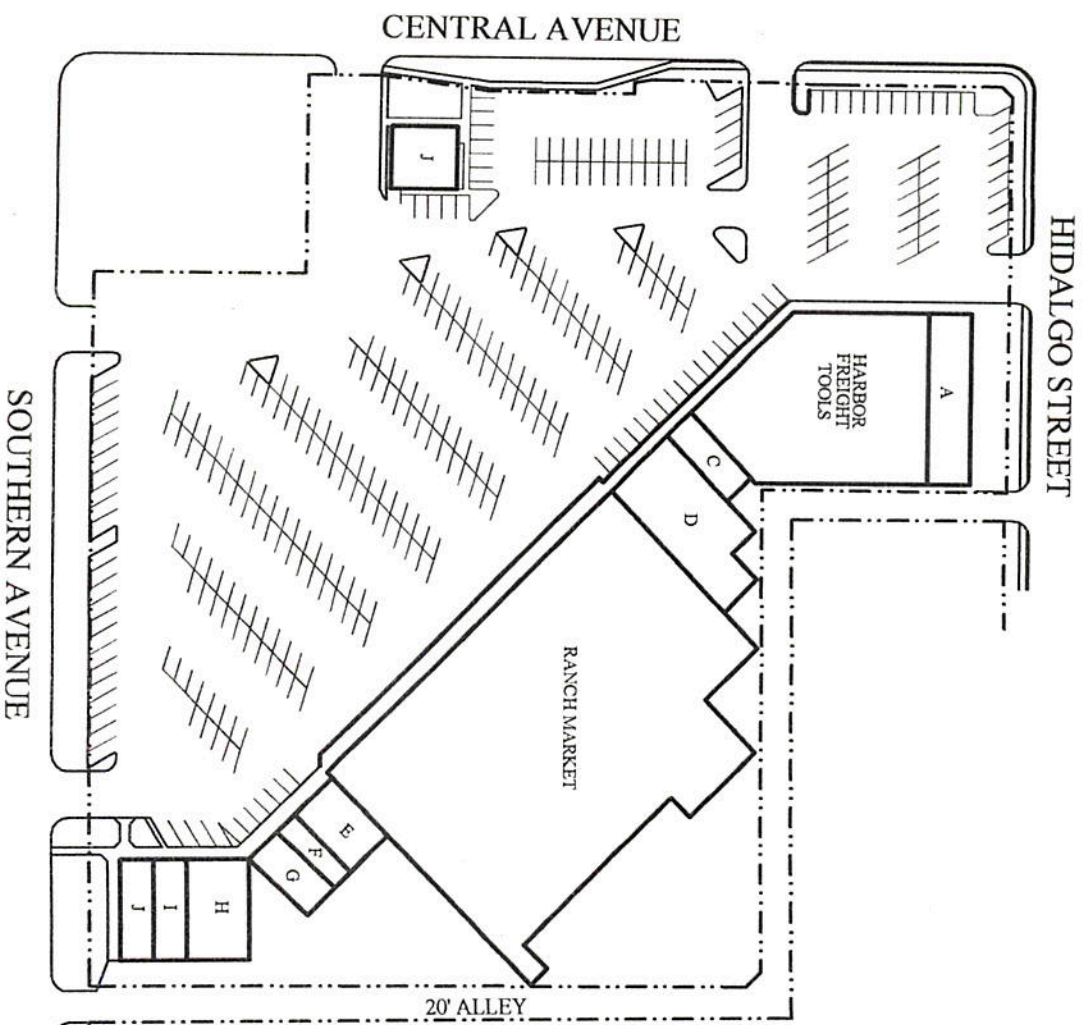
DRAWING PREPARED BY:  
**OSBORN & VANE ARCHITECTS INC.**  
04057 13 JUNE 2016

**SITE PLAN**  
SCALE  
0 50' 100' 150'



**S.Clay MANAGEMENT, Inc.**  
P.O. BOX 680024  
HOUSTON, TEXAS 77268  
(281) 537-9066

- NOTES:
1. PLAN DIMENSIONS AND STORE FRONTAGES LISTED ARE APPROXIMATE ONLY. AREAS SHOWN ARE ACTUAL PRESENT LEASABLE AREAS.
  2. PARKING SPACE LOCATION AND ACTUAL CAR COUNT IS REASONABLY ACCURATE BASED ON GIVEN DATA AND AN ON-SITE SURVEY. THESE SPACES ARE SUBJECT TO CHANGE, HOWEVER, AND MOST CURRENT EXISTING CONDITIONS MAY NOT BE REFLECTED ON THIS DRAWING.
  3. MAJOR OR ANCHOR TENANTS EXIST AS OF DATE OF DRAWING, HOWEVER, THESE SPACES AND THEIR TENANTS ARE SUBJECT TO CHANGE.



## STATISTICS

SPACE	AREA	FRONTAGE
RANCH MARKET	43,500 S.F.	421.0'
A	3,058 S.F.	55.0'
HARBOR FREIGHT TOOLS	14,010 S.F.	220.0'
C	1,288 S.F.	15.0'
D	5,261 S.F.	36.0'
E	1,823 S.F.	35.0'
F	780 S.F.	15.0'
G	1,456 S.F.	18.0'
H	2,600 S.F.	40.0'
I	1,365 S.F.	20.0'
J	1,365 S.F.	20.0'

TOTAL LEASE AREA: 78,251 S.F.  
TOTAL LAND AREA: 6,287 AC.  
BLDG./LAND RATIO: 28.6%  
TOTAL PARKING: 333 CARS  
PARKING RATIO: 4.26 cars/1000