

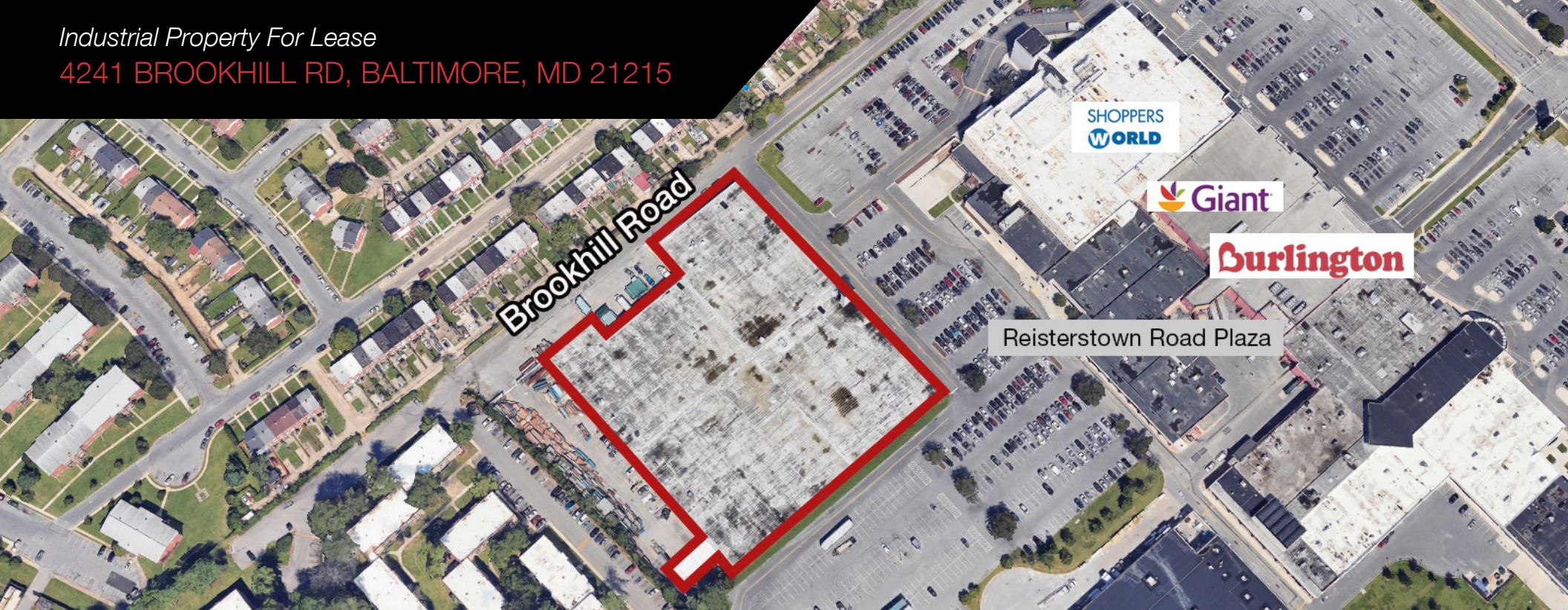
INDUSTRIAL FOR LEASE
129,152 ± SF

4241 BROOKHILL RD
Baltimore, MD 21215



Industrial Property For Lease

4241 BROOKHILL RD, BALTIMORE, MD 21215



4241 BROOKHILL RD

Baltimore, MD 21215

LOCATION OVERVIEW

129,152 ± SF industrial warehouse for lease in Baltimore, Maryland. The building includes 4,000 ± SF of office space and features significant dock loading and warehouse functionality ideal for distribution, logistics, manufacturing, and storage users. The property offers ample parking and a large paved outdoor yard that is fenced, gated, and secured for outdoor storage or fleet parking. The warehouse features 17 loading dock and approximately 16' clear ceiling heights. The property is centrally located in Baltimore with strong access to major regional highways and transportation infrastructure.

LOCATION OVERVIEW

The property is strategically located in NW Baltimore, directly behind Reisterstown Station with excellent connectivity to the regional highway system. The property provides quick access to I-695, I-83, I-795, and I-70, making it ideal for regional distribution operations. The central Baltimore location provides convenient access to major transportation corridors, port logistics infrastructure, and the broader Mid-Atlantic distribution network.



MARCUS N. DANIELS

301.918.2954 | mdaniels@naimichael.com

BRADY THOMPSON

301.918.2912 | bthompson@naimichael.com

PETER BURLEIGH

301.918.2913 | pburleigh@naimichael.com

The information contained herein has been given to us by the owner of the property or other sources we deem reliable. We have no reason to doubt its accuracy, but we do not guarantee it. Floor plans, site plans and other graphic representations of this property have been reduced and reproduced, and are not necessarily to scale. All information should be verified prior to purchase or lease.

Industrial Property For Lease

4241 BROOKHILL RD, BALTIMORE, MD 21215

Building Size:	129,152 SF
Land:	7.5 Acres
Office:	4,000 SF
Zoning:	C-3 (General Commercial District)
Type:	Industrial
Ceiling Height:	16' clear
Loading Docks:	17
Year Built	1961
Parking	Ample parking
Outdoor Storage Yard:	Fenced, gated & secured
Truck Circulation:	Ample
Lease Rate:	\$8.50 PSF NNN



MARCUS N. DANIELS

301.918.2954 | mdaniels@naimichael.com

BRADY THOMPSON

301.918.2912 | bthompson@naimichael.com

PETER BURLEIGH

301.918.2913 | pburleigh@naimichael.com

The information contained herein has been given to us by the owner of the property or other sources we deem reliable. We have no reason to doubt its accuracy, but we do not guarantee it. Floor plans, site plans and other graphic representations of this property have been reduced and reproduced, and are not necessarily to scale. All information should be verified prior to purchase or lease.

Industrial Property For Lease

4241 BROOKHILL RD, BALTIMORE, MD 21215



MARCUS N. DANIELS

301.918.2954 | mdaniels@naimichael.com

BRADY THOMPSON

301.918.2912 | bthompson@naimichael.com

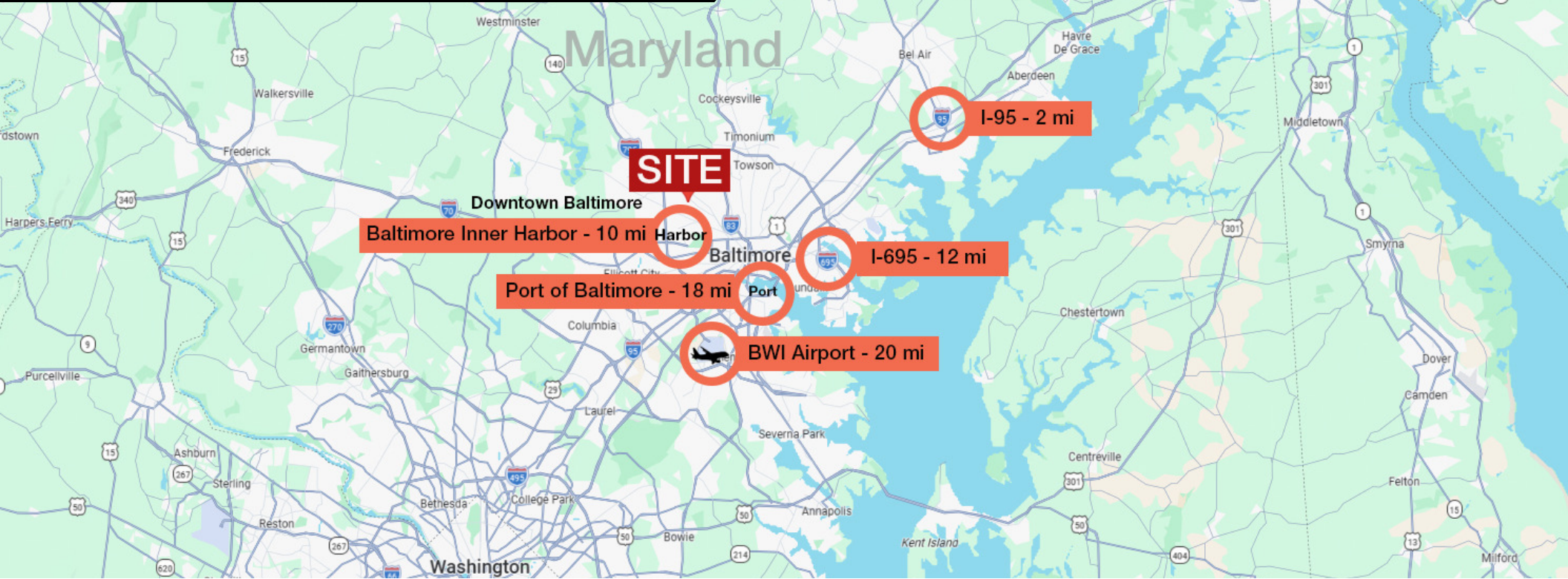
PETER BURLEIGH

301.918.2913 | pburleigh@naimichael.com

The information contained herein has been given to us by the owner of the property or other sources we deem reliable. We have no reason to doubt its accuracy, but we do not guarantee it. Floor plans, site plans and other graphic representations of this property have been reduced and reproduced, and are not necessarily to scale. All information should be verified prior to purchase or lease.

Industrial Property For Lease

4241 BROOKHILL RD, BALTIMORE, MD 21215



DEMOGRAPHICS



POPULATION



HOUSEHOLDS



AVG. HOUSEHOLD INCOME

1 Mile	20,622	8,129	\$86,652
3 Miles	156,900	61,002	\$96,650
5 Miles	336,455	134,094	\$104,154

2023 American Community Survey (ACS)

LOCATION DISTANCES

- 2 miles from I-695 (Baltimore Beltway)
- 12 miles from I-95
- 18 miles from the Port of Baltimore
- 20 miles from Baltimore Washington International Airport
- 10 miles from Baltimore Inner Harbor



MARCUS N. DANIELS
301.918.2954 | mdaniels@naimichael.com

BRADY THOMPSON
301.918.2912 | bthompson@naimichael.com

PETER BURLEIGH
301.918.2913 | pburleigh@naimichael.com

Industrial Property For Lease

4241 BROOKHILL RD, BALTIMORE, MD 21215



SITE

Reisterstown Plaza (metro) Sb

The Plaza

Rogers Ave Metro

NorthWest Plaza

Reisterstown Road Plaza

Sinai Hospital

Levindale Hebrew & Geriatric Center

MVA - Baltimore City

Johns Hopkins University

Map data ©2026 Imagery ©2026 Airbus, Landsat / Copernicus, Maxar Technologies

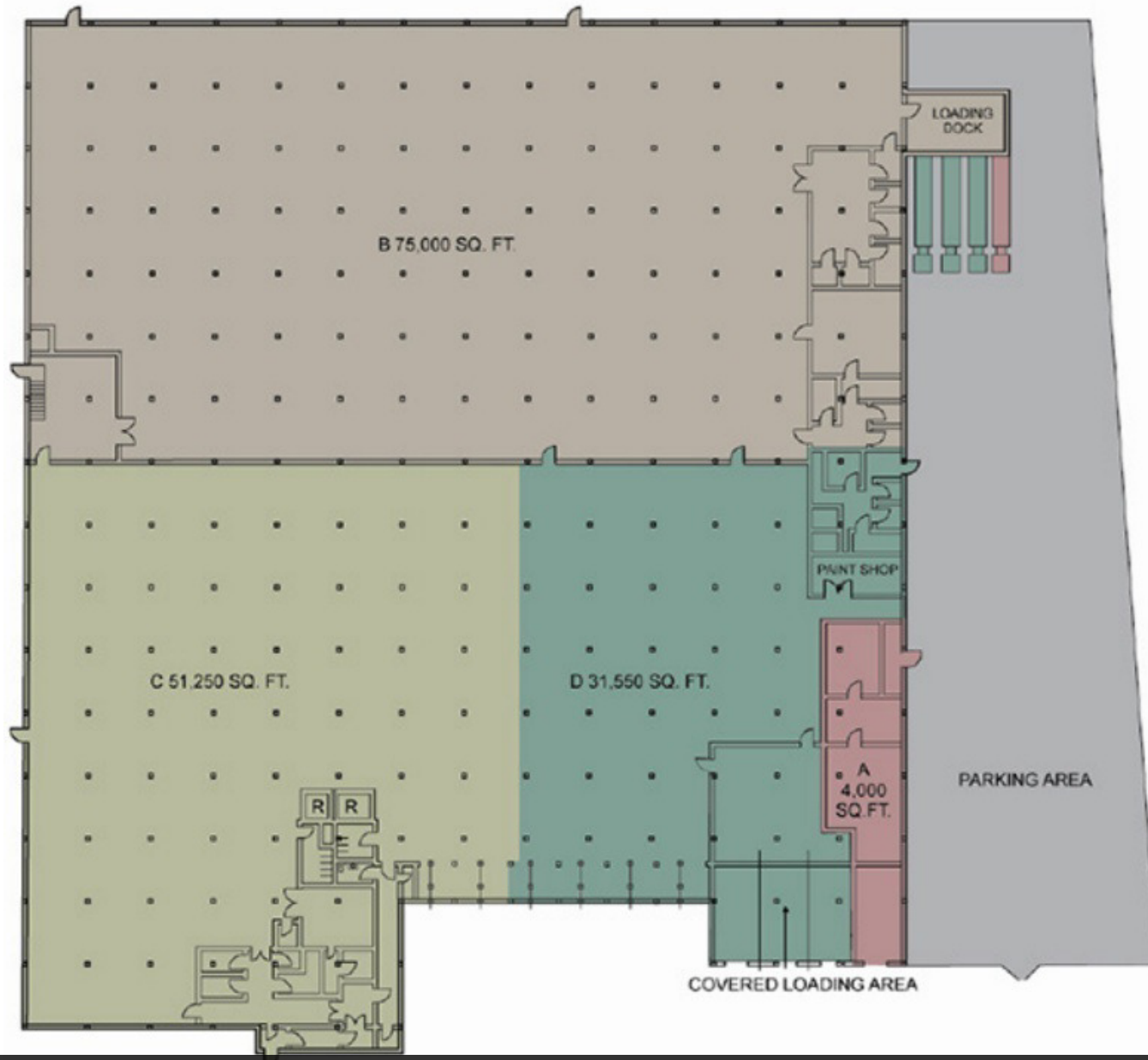


MARCUS N. DANIELS
301.918.2954 | mdaniels@naimichael.com

BRADY THOMPSON
301.918.2912 | bthompson@naimichael.com

PETER BURLEIGH
301.918.2913 | pburleigh@naimichael.com

The information contained herein has been given to us by the owner of the property or other sources we deem reliable. We have no reason to doubt its accuracy, but we do not guarantee it. Floor plans, site plans and other graphic representations of this property have been reduced and reproduced, and are not necessarily to scale. All information should be verified prior to purchase or lease.



Site Plan

INDUSTRIAL PROPERTY FOR LEASE

4241 BROOKHILL RD, Baltimore, MD 21215

MARCUS N. DANIELS

301.918.2954 | mdaniels@naimichael.com

BRADY THOMPSON

301.918.2912 | bthompson@naimichael.com

PETER BURLEIGH

301.918.2913 | pburleigh@naimichael.com



NAMichael

The information contained herein has been given to us by the owner of the property or other sources we deem reliable. We have no reason to doubt its accuracy, but we do not guarantee it. Floor plans, site plans and other graphic representations of this property have been reduced and reproduced, and are not necessarily to scale. All information should be verified prior to purchase or lease.

Google Maps