

HARLEM YMCA JACKIE ROBINSON YOUTH CENTER RENOVATION

181 WEST 135TH STREET
NEW YORK, N.Y. 10030

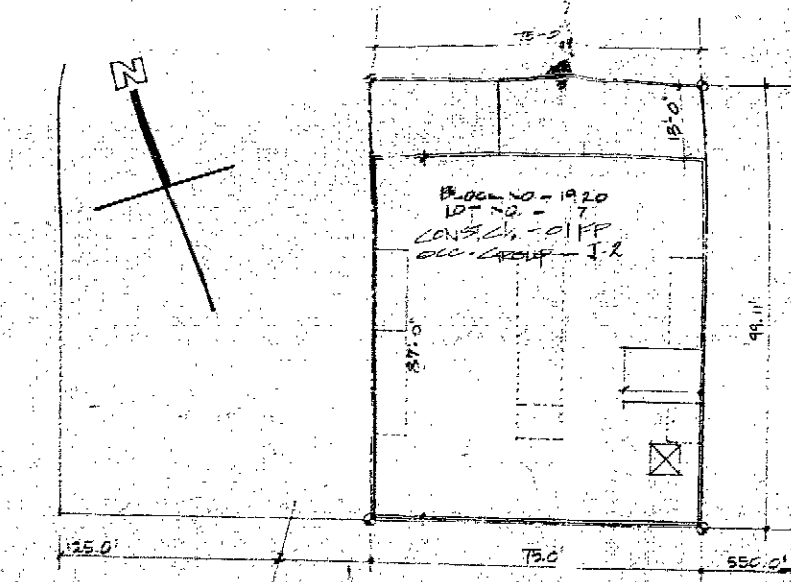
CLIENT:
YMCA OF GREATER NEW YORK
333 SEVENTH AVENUE, 15TH FLOOR
NEW YORK, NEW YORK 10001

HARLEM YMCA
180 WEST 135TH STREET
NEW YORK, NEW YORK 10030

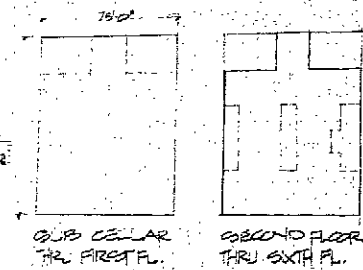
100683048
DEPARTMENT OF BUILDINGS

PLOT PLAN.

ADAM CLAYTON POWELL, JR.



WESLEY WILLIAMS PLACE
WEST 135TH STREET



1ST FLOOR	5,108 SF
2ND FLOOR	5,108 SF
3RD FLOOR	5,108 SF
4TH FLOOR	5,108 SF
5TH FLOOR	5,108 SF
6TH FLOOR	5,108 SF
SUB-CELLAR	7,836 SF

REPRESENTATIVE ITEM	REQUIRED	ACTUAL	COMMENTS
MAR 24 ZONE		R-7-2 (C1-2)	
ZR 22-01 LDBE		2 AND 4	EXISTING RES. COMM FACILITY
ZR 23-01 LOT AREA PER ROOM	25 SQ. FT. PER ROOM	61.77 SQ. FT./RM.	EXISTING NO CHANGE
ZR 24-01 COMM FACILITY LOT AREA PER 1000 RES. BUILDING	1,555 SQ. FT.	1,555 SQ. FT.	EXISTING
ZR 25-01 (RESIDENTIAL) FAR (MAX) HEIGHT	2.85 MAX MAX RES. FLOOR AREA = 21,100 SF 18 MIN. CO. (60.00')	EXISTING FLOOR AREA = 21,100 SF 2 (74.00')	EXISTING
ZR 24 COMM FACILITY FAR MAX	CO. 150	4,224 PL AREA 3,472	EXISTING
ZR 24 HEIGHT OF COMMUNITY FAR MAX	CO. 5	84'	EXISTING, NON-COMPLYING
ZR 24 FRONT YARD	4.8% SEPARATED	6.272 SF	
ZR 24-01 REAR YARD	50'-0"	12'-7"	EXISTING
ZR 24-01 SIDE YARD	NONE	NONE	EXISTING

FLOOR AREA:	RESIDENTIAL	COMMUNITY FACILITY	TOTALS
1ST	674 SF	5,711 SF	
2ND	0	4,655 SF	
3RD	5,108 SF		
4TH	5,108 SF		
5TH	5,108 SF		
6TH	5,108 SF		
TOTALS	21,100 SF	10,366 SF	31,466 SF

ARCHITECT:

GARRISON McNEIL AND ASSOCIATES
175 WEST 126TH STREET
NEW YORK, NEW YORK 10027

MECHANICAL ENGINEER:

HARDIE & ASSOCIATES
838 BROADWAY, 6TH FL.
NEW YORK, NEW YORK 10003

STRUCTURAL ENGINEER:


MAHENDRA SHETH
8 WEST 40TH ST., RM. 1607
NEW YORK, NEW YORK 10018

INDEX OF DRAWINGS

A-1	TITLE PAGE	F-1	DEMOLITION PLANS (HV)
A-2	INDEX, ABBREVIATIONS, NOTES	H-2	SUBCELLAR CONSTRUCTION PLAN
A-3	SIDEWALK PLAN, DETAILS AND NOTES	H-3	CELLAR CONSTRUCTION PLAN
A-4/D1	DEMOLITION DETAILS	H-4	FIRST FLOOR CONSTRUCTION PLAN
A-5	SUB-CELLAR CONSTRUCTION PLAN	H-5	SECOND FLOOR CONSTRUCTION PLAN
A-6	CELLAR CONSTRUCTION PLAN	H-6	DETAILS AND SCHEDULES
A-7	FIRST FLOOR CONSTRUCTION PLAN		
A-8	SECOND FLOOR CONSTRUCTION PLAN		
A-9	CELLAR REFLECTED CEILING PLAN		
A-10	FIRST FLOOR REFLECTED CEILING PLAN	E-1	SUBCELLAR CONSTRUCTION PLAN
A-11	SECOND FLOOR REFLECTED CEILING PLAN	E-2	CELLAR PLAN (LIGHTING)
A-12	BUILDING SECTIONS	E-3	CELLAR PLAN (POWER)
A-13	DOOR SCHEDULE & DETAILS	E-4	FIRST FLOOR PLAN (LIGHTING)
A-14	WINDOW SCHEDULE & DETAILS	E-5	FIRST FLOOR PLAN (POWER)
A-15	FINISH SCHEDULE & DETAILS	E-6	SECOND FLOOR PLAN (LIGHTING)
A-16	STAIR DETAIL PLANS AND SECTION	E-7	SECOND FLOOR PLAN (POWER)
A-17	SHOWER TOILET ELEVATION	E-8	PANEL SCHEDULES
A-18	INTERIOR ELEVATIONS		
A-19	INTERIOR ELEVATIONS		
A-20			
A-21	PARTITION DETAILS	PD-1	PLUMBING DEMOLITION
A-22	DETAILS	P-1	SUBCELLAR PLUMBING PLAN
A-23	SWIMMING POOL PLAN AND DETAILS	P-2	CELLAR PLUMBING
A-24	SWIMMING POOL PIPING SCHEMATIC	P-3	FIRST FLOOR PLUMBING
		P-4	SECOND FLOOR PLUMBING
		P-5	SANITARY, GAS AND WATER RISERS
		P-6	DETAILS, SCHEDULES AND LEGEND
		SP-1	SUBCELLAR SPRINKLER PLAN
		SP-2	CELLAR SPRINKLER PLAN
		SP-3	FIRST FLOOR SPRINKLER PLAN
		SP-4	SECOND FLOOR SPRINKLER PLAN
		SP-5	DETAILS, LEGEND AND RISER

SITE PLAN - REVOCABLE CONSENTS APPLICATION

S-1	CELLAR PLAN AND MISC. FRAMING
S-2	PART FIRST, SECOND AND RAMP FRAME
S-3	RAMP SECTIONS AND NOTES



William G. Powell

A-1

**HARLEM
JACKIE ROSS
YOUTH CENTER**

RENOVATION
181 WEST 137th STREET
NEW YORK, N.Y. 10032

DEPARTMENT OF
BUILDINGS
BOROUGH MANHATTAN
NO. 100683048
SHEETS FILED
ORIGINAL
APPROVED
DATE APR 14 1994
BY [Signature]
ARCHITECT

CLIENT:
YMCA OF GREATER NEW YORK
333 SEVENTH AVENUE, 15TH FLOOR
NEW YORK, NEW YORK 10001
HARLEM YMCA
180 WEST 137th STREET
NEW YORK, NEW YORK 10032

MECHANICAL ENGINEER:
HARDIE & ASSOCIATES
435 BROOKWAY, STE. 201
NEW YORK, NEW YORK 10003

STRUCTURAL ENGINEER:
MAHENDRA SETHI
8 WEST 40TH ST., RM. 1607
NEW YORK, NEW YORK 10018

**CARRISON
McNEIL &
ASSOCIATES**
ARCHITECTS PLANNERS

Professional Engineer Seal for William J. McNeil, No. 10722, State of New York.

CONTRACT NO. 03-93-04
DATE SCALE DRAWN BY

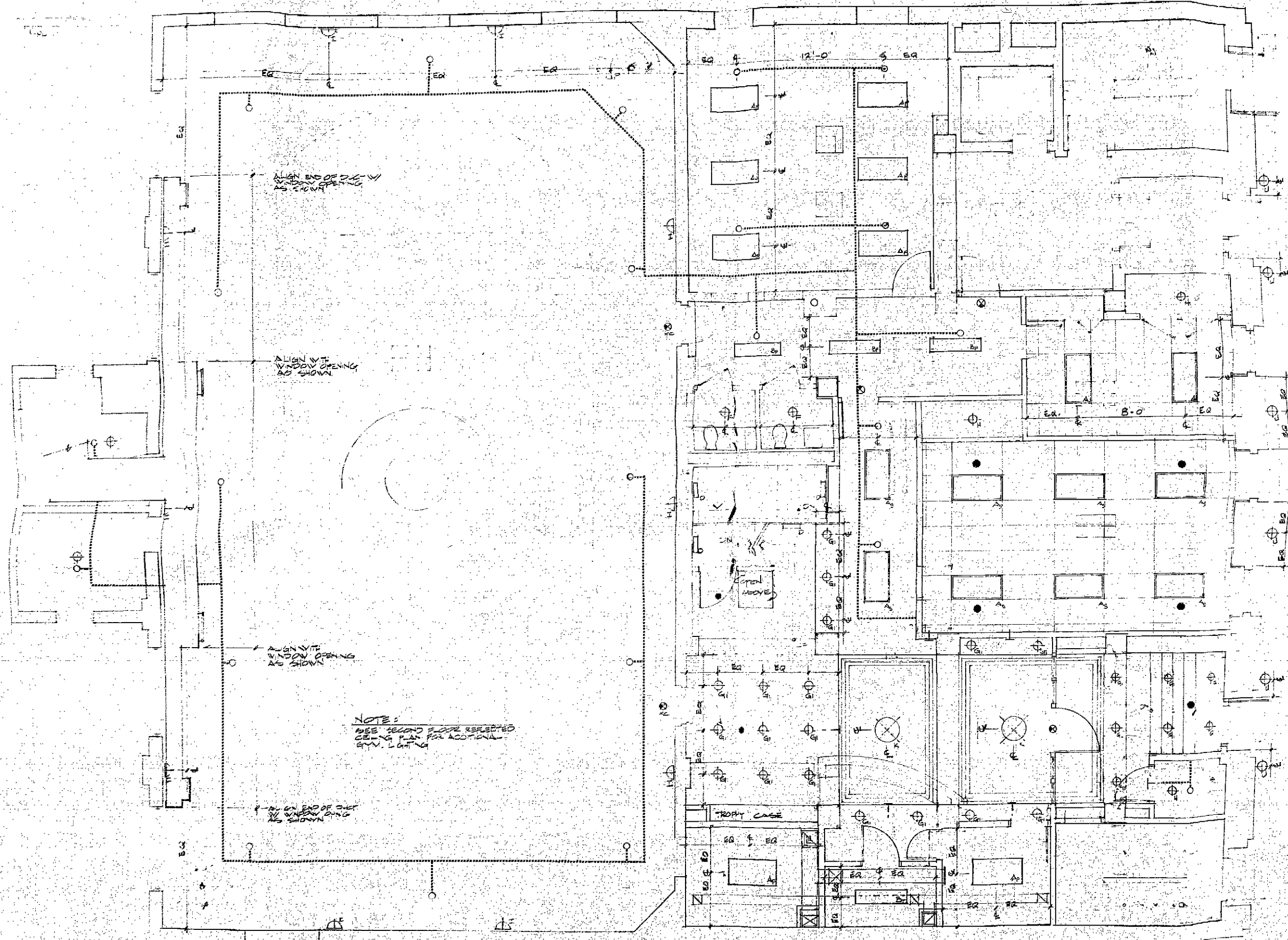
Title
FIRST FLOOR REFLECTED
CEILING PLAN

Drawing No.

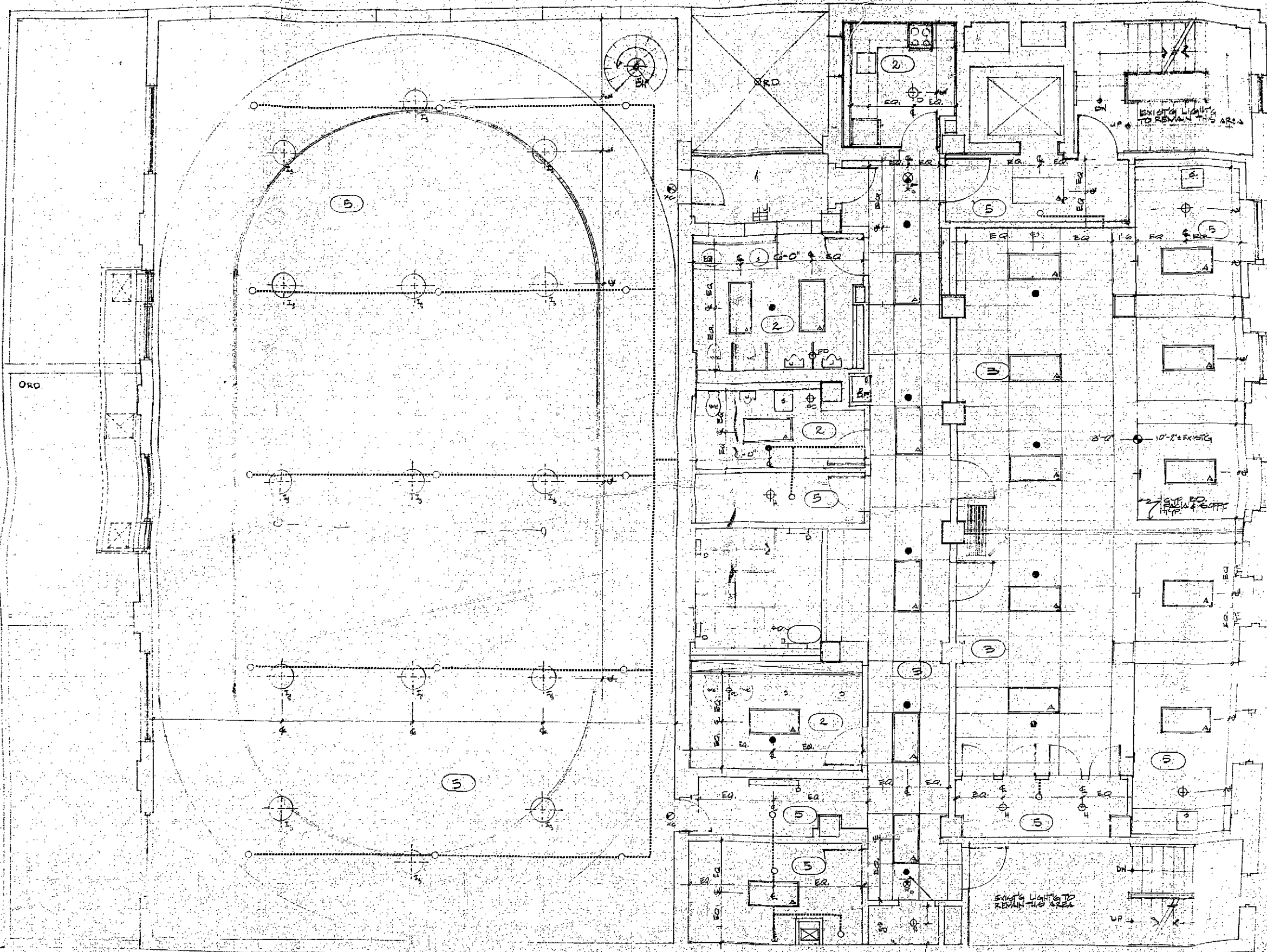
A-10

**CEILING TYPE
SCHEDULE**

1. EXISTING PLASTERED CONCRETE TO BE PATCHED WITH SIMILAR MATERIALS AND PREPARED FOR FINISH PAINTING.
2. SUSPENDED MOISTURE RESISTANT GYPSUM BOARD CEILING - 7/8" METAL CURRING CHANNELS, METAL CLIPS AND 1/2" BLACK IRON, SUSPENDED FROM STRUCTURE ABOVE. EXISTING HANGERS TO BE UTILIZED WHERE POSSIBLE. PREPARED FOR PAINTING.
3. SUSPENDED ACOUSTICAL CEILING TILE AND SUSPENSION SYSTEM.
4. EXISTING SUSPENDED CEMENT-PLASTER CEILING AT SWIMMING POOL AREA TO BE PATCHED AND REPAIRED WITH SIMILAR CEMENT PLASTER MATERIALS AND TEXTURE. PREPARE FOR PAINTING.
5. EXISTING SUSPENDED PLASTER CEILING CONSISTING OF CEMENT PLASTER BASE COAT ON METAL LATH AND WHITE PLASTER FINISH COAT. PATCH AND REPAIR WITH SIMILAR MATERIALS.



NOTE:
SEE SECOND FLOOR REFLECTED
CEILING PLAN FOR ADDITIONAL
G.W. LAYOUT



DEPARTMENT OF BUILDINGS
 BOROUGH OF MANHATTAN
 NO. 100 623048
 SHEETS FILED
 ORIGINAL
 APPROVED
 DATE APR 14 1934
 ARCHT. J. L. M.

CLERK
 TRCA OF CHAS. W. B. B. B. B.
 333 BROADWAY, NEW YORK, N. Y.
 ENGINEER
 100 WEST 40TH STREET
 NEW YORK, N. Y.

MECHANICAL ENGINEER
 HARDIE & ASSOCIATES
 130 BROADWAY, NEW YORK, N. Y.
 STRUCTURAL ENGINEER
 MAHENDRA SHETTY
 8 WEST 40TH STREET, NEW YORK, N. Y.

GARRISON
 McNEIL &
 ASSOCIATES
 ARCHT.

Garrison McNeil
 ARCHT.

COMM. NO. 03-93-04
 DATE SCALE
 Title
 SECOND FLOOR REFLECTOR
 CEILING PLAN

Drawing No.
 A-11

**HARLEM YMCA
JACKIE ROBINSON
YOUTH CENTER**

RENOVATION

181 WEST 15TH STREET
NEW YORK, N.Y. 10011

DEPARTMENT OF
BUILDINGS
BOROUGH OF MANHATTAN
NO. 100683018
SHEETS FILED
ORIGINAL
APPROVED
DATE APR 14 1994
BY [Signature]
ARCHITECT

CLIENT:
YMCA OF GREATER NEW YORK
333 SEVENTH AVENUE, 15TH FLOOR
NEW YORK, NEW YORK 10001

HARLEM YMCA
181 WEST 15TH STREET
NEW YORK, NEW YORK 10011

MECHANICAL ENGINEER:
HARDIE & ASSOCIATES
338 BROADWAY, 6TH FL.
NEW YORK, NEW YORK 10003

STRUCTURAL ENGINEER:
MAHENDRA SHEETH
8 WEST 40TH ST., RM. 1607
NEW YORK, NEW YORK 10018

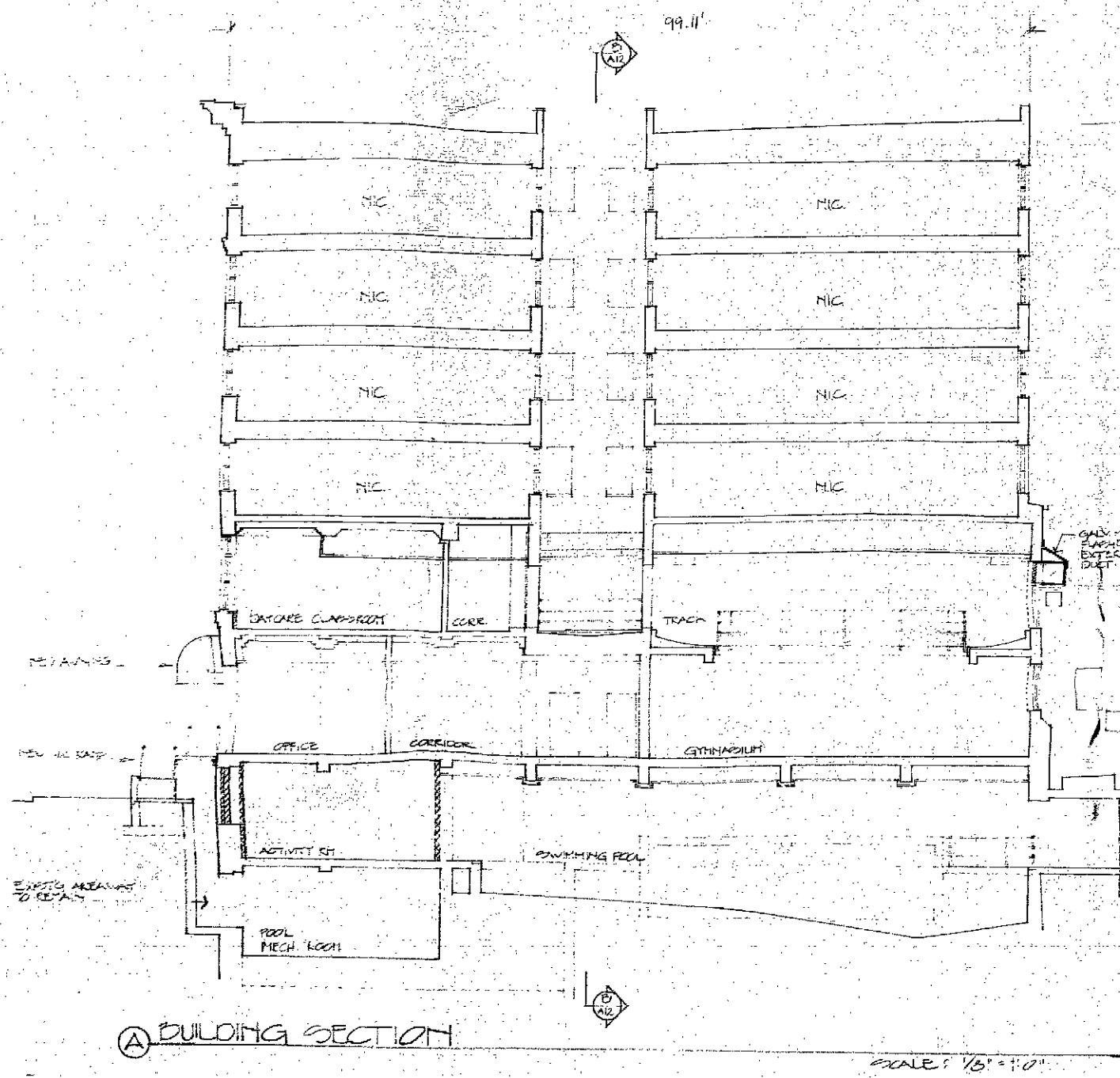
**GARRISON
McNEIL &
ASSOCIATES**
ARCHITECTS - PLANNERS

172 West 12th St.
New York, N.Y. 10011
212-222-0700

William G. McKel

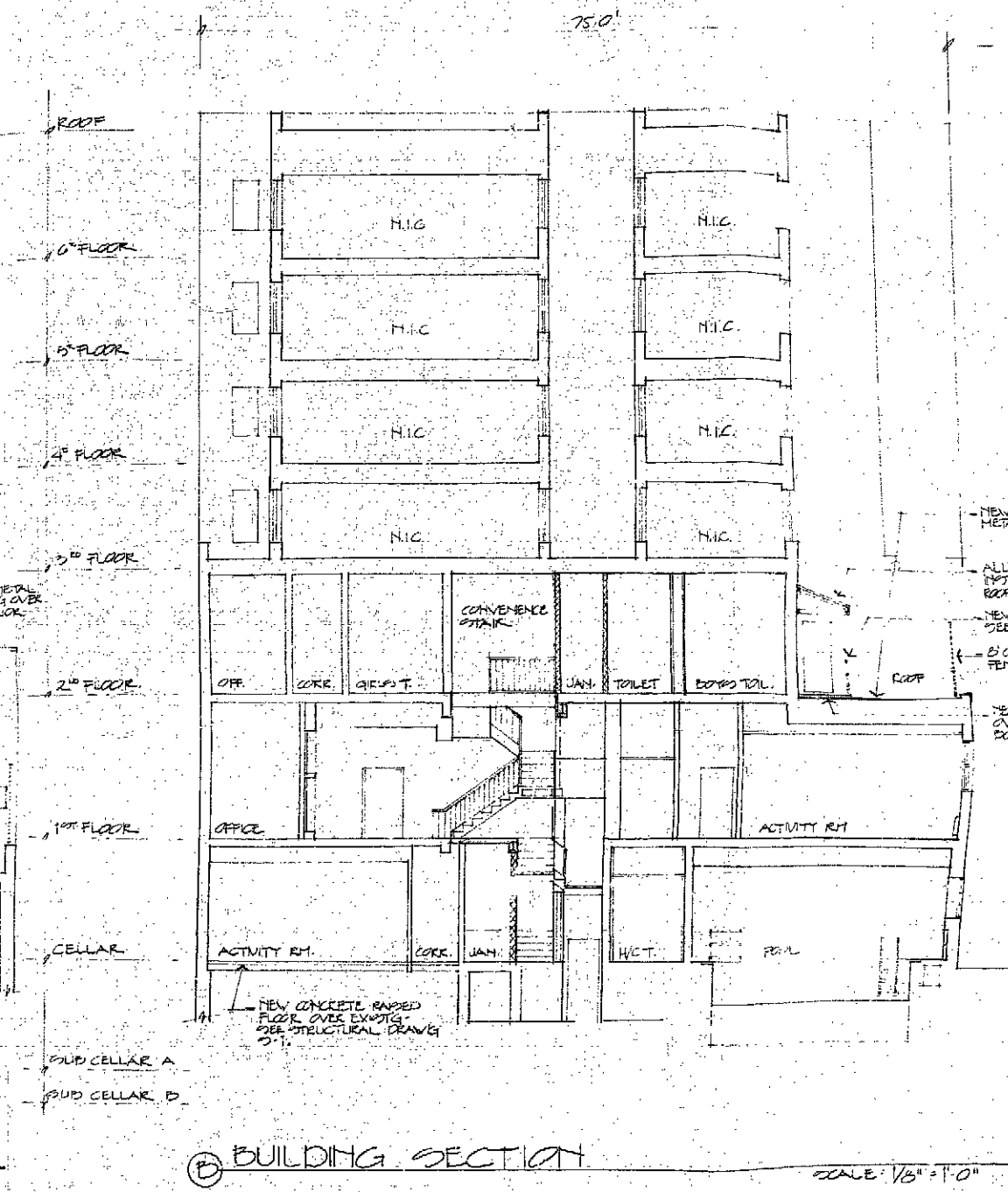
COMD. NO. 03-93-04
DATE SCALE 1/8" = 1'-0" DRAWN POP
Title
BUILDING SECTIONS
PART: ELEVATOR PLANS

Drawing No.
A-12



A BUILDING SECTION

SCALE: 1/8" = 1'-0"



B BUILDING SECTION

SCALE: 1/8" = 1'-0"

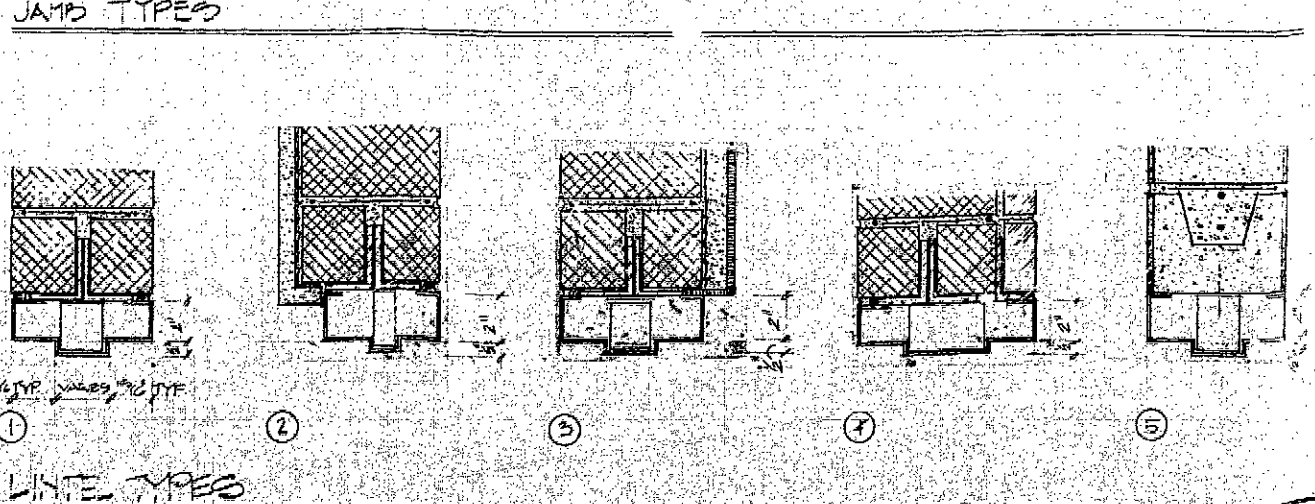
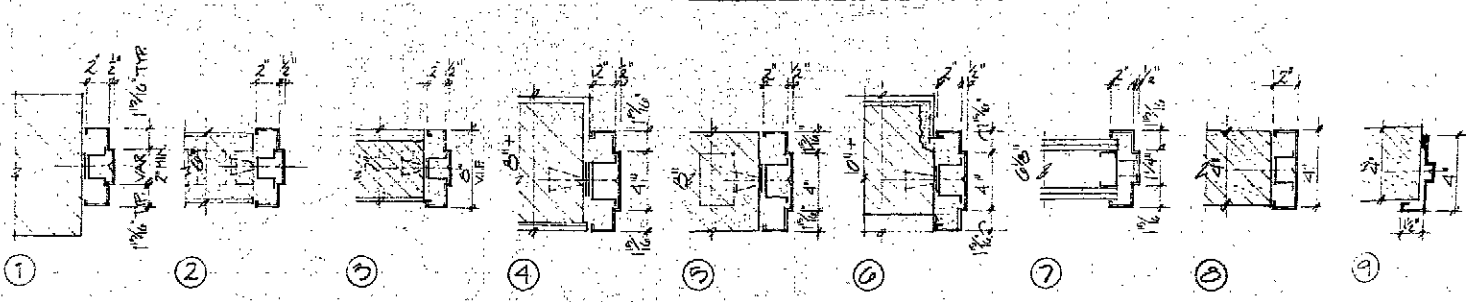
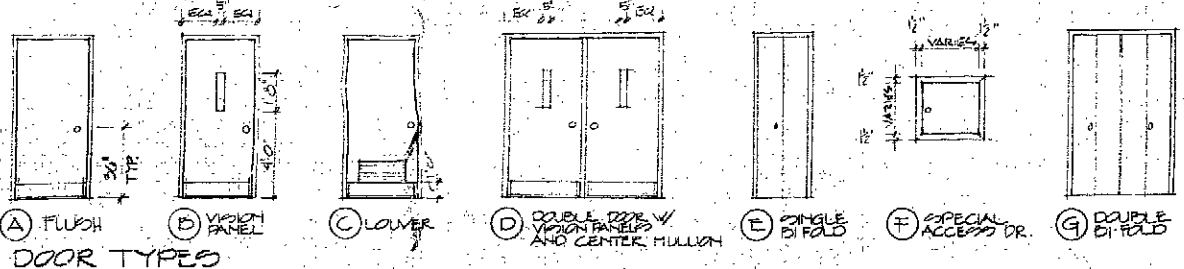
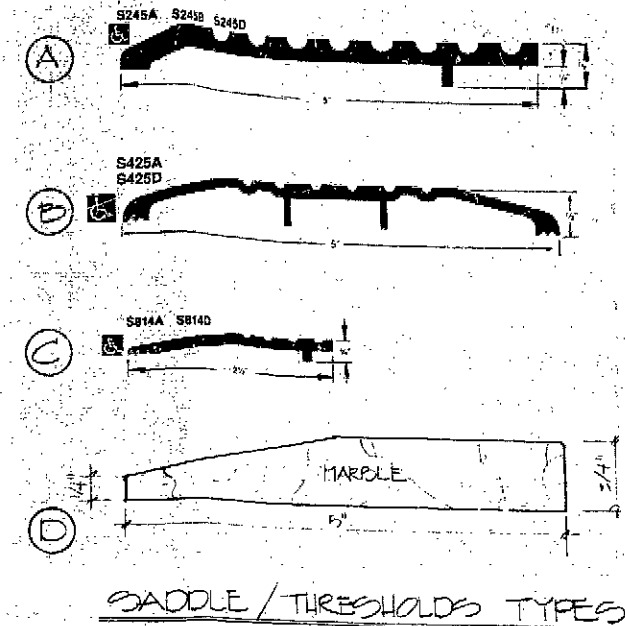
NEW D.U.R. AND METAL FLASHING
ALUMINUM AWNING-INSTALL OVER EXISTING ROOF PASSAGE
NEW STEEL RAILING SEE DETAIL 7, A, 2, 3.
8'0" HIGH CHAIN LINK FENCE - DET. 1, A, 2.
NEW ROOF RAVERS OVER 1/4" PROTECTION BOARD - DET. 2, A, 2.

NEW CONCRETE RAPPED FLOOR OVER EXISTING SEE STRUCTURAL DRAWING

ONLY METAL FLASHING OVER EXISTING EXTERIOR DUCT

DOOR SCHEDULE										
NO.	FROM	TO	HAND	FRAME	DOOR	DOOR	THICK.	TYPE	VISION	COMMENTS
				MAT'L	MAT'L	SIZE			PANEL	
501	STAIR	FILTER RM	R	HW/16	HW/16	3'0" x 7'0"	1 3/4"	A 1		EXIST'G H.O.
502	FILTER RM	GAS METER	D	HW/16	HW/16	3'0" x 7'0"		C 1		EXIST'G H.O.
503	FILTER RM	MECH RM	-	HW/16	HW/16	3'0" x 7'0"		C 1		EXIST'G H.O.
504	FILTER RM	MECH RM	-	HW/16	HW/16	3'0" x 7'0"		C 1		EXIST'G H.O.
505	REST	POOL LOCKER	D	HW/16	HW/16	3'0" x 7'0"		A 3		ELECTRIC RELEASE & INTERCOM.
506	POOL LOCKER	ELECT. RM	D	HW/16	HW/16	3'0" x 7'0"		C 3		
507	POOL LOCKER	ACT. RM	D	HW/16	HW/16	3'0" x 7'0"		B 9	9-20	A
508	ACT. RM	ACT. RM	D	HW/16	HW/16	3'0" x 7'0"		B 5		A
509	COR. C10	WEIGHT RM	D	HW/16	HW/16	3'0" x 7'0"		B 9	9-20	A
510	COR. C10	STAIR	D	HW/16	HW/16	3'0" x 7'0"		A 2		EXIT ALARM DEVICE
511	COR. C10	ACT. RM	D	HW/16	HW/16	3'0" x 7'0"		B 2	9-20	A
512	COR. C10	ACT. RM	D	HW/16	HW/16	3'0" x 7'0"		B 2	9-20	A
513	COR. C10	J.C. C1	D	HW/16	HW/16	3'0" x 7'0"		A 1		C
514	COR. C10	ENTRANCE	D	HW/16	HW/16	3'0" x 7'0"		A 7		C
515	POOL LOCKER	LOCKER	-	HW/16	HW/16	3'0" x 7'0"		C 5		E
516	POOL LOCKER	POOL	-	AL/G	AL	3'0" x 7'0"				L
517	CONV. STAIR	WEIGHT RM	D	HW/16	HW/16	3'0" x 7'0"		A 5		G
518	COR. C10	ACT. RM	D	HW/16	HW/16	3'0" x 7'0"		B 2	9-20	A
519	COR. C10	COR. C12	D	HW/16	HW/16	3'0" x 7'0"		B 5	9-20	G
520	COR. C12	WEIGHT RM	D	HW/16	HW/16	3'0" x 7'0"		A 5		G
521	COR. C12	POOL OFFICE	D	HW/16	HW/16	3'0" x 7'0"		A 5		B
522	POOL OFFICE	PIPE CORSE	-	HW/16	HW/16	2'0" x 2'0"				NR HR
523	POOL OFFICE	PIPE CHASE	-	HW/16	HW/16	2'0" x 2'0"				NR HR
524	POOL OFFICE	COR. C19	D	HW/16	HW/16	3'0" x 7'0"		A 4		B
525	POOL OFFICE	PIPE CHASE	-	HW/16	HW/16	2'0" x 2'0"				NR HR
526	COR. C19	WEIGHT RM	D	HW/16	HW/16	3'0" x 7'0"		C 4		G
527	POOL	J.C.	-	HW/16	HW/16	3'0" x 6'5"		A 5		D 20
528	POOL	COR. C19	D	HW/16	HW/16	3'0" x 6'5"		A 5		D NR
529	POOL	WEIGHT RM	D	HW/16	HW/16	3'0" x 6'5"		A 6		D NR
101	OUTSIDE	VEST.	-	AL/G	AL	3'5" x 7'0"	1 3/4"	A N		J
102	VEST.	LOBBY	-	AL/G	AL	3'5" x 5'0"		NR NR		J
103	VEST.	J.C.	D	HW/16	HW/16	2'0" x 7'0"		A 3		C 20
104	LOBBY	OFF. 113	D	HW/16	HW/16	3'0" x 7'0"		A 2		C 10
105	RECEPT	OFF. 113	D	HW/16	HW/16	3'0" x 7'0"		A 5		B 10
106	RECEPT	OFF. 114	D	HW/16	HW/16	3'0" x 7'0"		A 5		B 10
107	GM. 119	OFF. 119	-	HW/16	HW/16	3'0" x 7'0"		B 3	9-20	NR 10
108	LOBBY	GM. 119	D	HW/16	HW/16	3'5" x 5'0"		B 4	9-20	NR 10
109	STAIR	CONV. STAIR	D	HW/16	HW/16	3'0" x 7'0"		B 7	9-20	C 10
110	LOBBY	ACT. RM	D	HW/16	HW/16	3'0" x 7'0"		B 5	9-20	B 10
111	ACT. RM	STORAGE	-	HW/16	HW/16	3'0" x 7'0"		A 5		B NR
112	LOBBY	COR. 103	D	HW/16	HW/16	3'0" x 7'0"		B 5	9-20	B 10
113	COR. 103	ORIGINAL 107	-	HW/16	HW/16	3'0" x 7'0"		A 7		D 10
114	COR. 103	TOILET 106	-	HW/16	HW/16	3'0" x 7'0"		A 7		D 10
115	COR. 103	GM. 119	D	HW/16	HW/16	3'0" x 7'0"		B 4	9-20	NR 10
116	COR. 103	ACT. RM	D	HW/16	HW/16	3'0" x 7'0"		B 2	9-20	B 10
117	COR. 103	ELEV. LOBBY	D	HW/16	HW/16	3'0" x 7'0"		A 5		C 10
118	COR. 103	DR. OFF. 104	D	HW/16	HW/16	3'0" x 7'0"		A 5		B 10
119	DR. OFF. 104	CLOSET	-	HW/16	HW/16	3'0" x 7'0"		D 8		B NR
120	DR. OFF. 104	RFPZ CLO.	-	HW/16	HW/16	3'0" x 7'0"		A 7		B NR
121	DR. OFF. 104	RFPZ CLO.	-	HW/16	HW/16	3'0" x 7'0"		A 7		B NR
122	OUTSIDE	RECP. VEST.	-	AL/G	AL	3'0" x 7'0"				A NR
123	GM. 119	DR. 121	D	HW/16	HW/16	3'0" x 7'0"		A 1		NR 10
124	GM. 119	STAIR 120	D	HW/16	HW/16	3'5" x 7'0"		A 1		NR 10

DOOR SCHEDULE										
NO.	FROM	TO	HAND	FRAME	DOOR	DOOR	THICK.	TYPE	VISION	COMMENTS
				MAT'L	MAT'L	SIZE			PANEL	
201	COR. 201	STAIR	D	HW/16	HW/16	3'5" x 7'0"		A 2		D
202	COR. 201	STAIR 209	D	HW/16	HW/16	3'0" x 7'0"		A 3		D 20
203	COR. 201	OFF. 210	D	HW/16	HW/16	3'0" x 7'0"		A 5		B 10
204	COR. 201	TRACK	D	HW/16	HW/16	3'0" x 7'0"		A 1		D 10
205	COR. 201	SIRLOTT	-	HW/16	HW/16	3'0" x 7'0"		C 5		D 10
206	COR. 201	CLASS. RM. 208	D	HW/16	HW/16	3'0" x 7'0"		B 2	9-20	B 10
207	COR. 201	J.C. 202	D	HW/16	HW/16	3'0" x 7'0"		C 5		B 20
208	COR. 201	ADULT T.	-	HW/16	HW/16	3'0" x 7'0"		C 5		D 10
209	COR. 201	CLASS. RM. 208	D	HW/16	HW/16	3'0" x 7'0"		B 4	9-20	B 10
210	COR. 201	STAIR	-	HW/16	HW/16	3'0" x 7'0"		C 5		D 10
211	TRACK	ROOF	D	HW/16	HW/16	3'0" x 7'0"		A 1		D
212	ROOF	COR. 201	D	HW/16	HW/16	3'0" x 7'0"		A 1		B 10
213	COR. 201	ELEV. VEST. 206	D	HW/16	HW/16	3'0" x 7'0"		D 5	9-20	B 10
214	COR. 201	KITCHENETTE 205	D	HW/16	HW/16	3'0" x 7'0"		D 2	9-20	B 10
215	CLASS. RM.	CLOSET	-	HW/16	HW/16	2'0" x 7'0"		A 7		D NR
216								A 7		B NR
217								A 7		B NR
218	CLASS. RM.	CLOSET	-	HW/16	HW/16	2'0" x 7'0"		A 7		NR NR
219	ELEV. VEST.	STAIR	D	HW/16	HW/16	3'0" x 7'0"		B 2		B 10
220	ROOF	MECH. RM.	-	HW/16	HW/16	2'0" x 4'0"		A 1		B NR
221	COR. 201	CONV. STAIR	D	HW/16	HW/16	3'0" x 7'0"		B 5	9-20	AL 10
222	OFF. 210	CLOSET	-	HW/16	HW/16	2'0" x 7'0"		E 3		D NR



**HARLEM YMCA
JACKIE ROBINSON
YOUTH CENTER**

RENOVATION
181 WEST 135TH STREET
NEW YORK, N.Y. 10039

DEPARTMENT OF BUILDINGS
BOROUGH OF MANHATTAN
NO. 100683048
SHEETS FILED
ORIGINAL APPROVED
DATE APR 15 1994
AUTHORITY

CLIENT:
YMCA OF GREATER NEW YORK
333 SEVENTH AVENUE, 15TH FLOOR
NEW YORK, NEW YORK 10001

HARLEM YMCA
180 WEST 135TH STREET
NEW YORK, NEW YORK 10039

MECHANICAL ENGINEER:
HARDIE & ASSOCIATES
838 BROADWAY, 6TH FL.
NEW YORK, NEW YORK 10003

STRUCTURAL ENGINEER:
MAHENDRA SHETH
8 WEST 40TH ST., RM. 1607
NEW YORK, NEW YORK 10018

**GARRISON
McNEIL &
ASSOCIATES**
ARCHITECTS - PLANNERS

127 WEST 126TH STREET
NEW YORK, N.Y. 10030
212 222 9700

SEAL: GARRISON McNEIL & ASSOCIATES ARCHITECTS - PLANNERS

DATE: 03.93.04
SCALE: NTS
TITLE: DOOR SCHEDULE

Drawing No. A

**HARLEM YMCA
JACKIE ROBINSON
YOUTH CENTER**

RENOVATION

181 WEST 135TH STREET
NEW YORK, N.Y. 10030

DEPARTMENT OF
BUILDINGS
BOROUGH MANHATTAN
NO. 100683048
SHEETS FILED
ORIGINAL
APPROVED
APR 14 1994
DATE

CLIENT:

YMCA OF GREATER NEW YORK
333 SEVENTH AVENUE, 15TH FLOOR
NEW YORK, NEW YORK 10001

HARLEM YMCA
180 WEST 135TH STREET
NEW YORK, NEW YORK 10030

MECHANICAL ENGINEER:

HARDIE & ASSOCIATES
833 BROADWAY, 6TH FL.
NEW YORK, NEW YORK 10001

STRUCTURAL ENGINEER:

MAHENDRA SHETH
8 WEST 40TH ST., RM. 1607
NEW YORK, NEW YORK 10018

**GARRISON
McNEIL &
ASSOCIATES**
ARCHITECTS PLANNERS

COMD. NO. 03.93.04

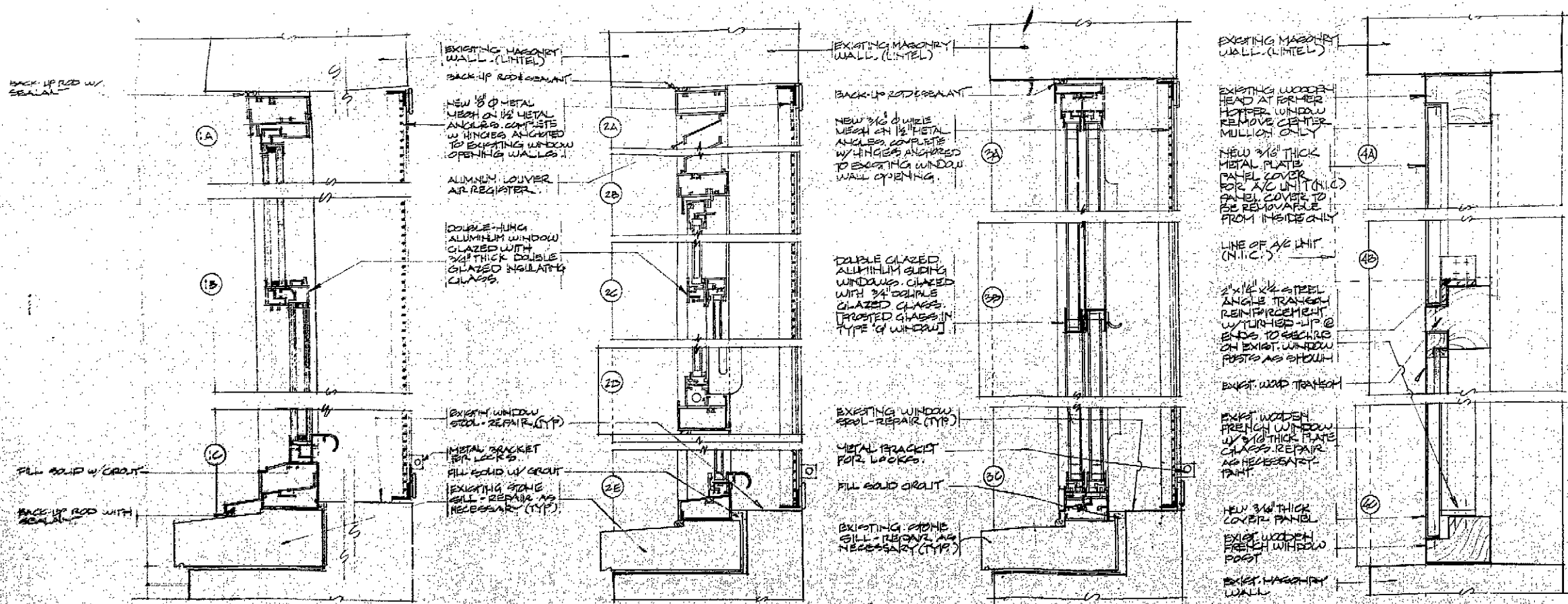
DATE 6.17.93 SCALE 1/8" = 1'-0"

Title
WINDOW SCHEDULE
AND DETAILS

Drawing No.

A14

SYMBOL	A	B	C & C'	D	E	F	G	H	I
LOCATION	GYM. (FIRST FL.)	GYM. (FIRST FL.)	GYM. (SECOND FL.)	STOR. RM. (1ST FL.)	STOR. RM. & OFF. (1ST FL.)	DAY CARE	SWIMMING POOL	GYM. (FIRST FL.)	GYM. (SECOND FL.)
V.C. WIDTH	7'-0"	6'-2"	7'-0"	3'-7"	4'-5"	4'-0"	VERIFY ON SITE	VERIFY ON SITE	6'-11/2"
V.D. HEIGHT	4'-3"	4'-3"	7'-3/2"	5'-0"	10'-2"	7'-11"	VERIFY ON SITE	VERIFY ON SITE	6'-10"
TYPE	SLIDING	SLIDING	DOUBLE HUNG W/FIXED LT	DOUBLE HUNG	FRENCH W/AC PANEL	DOUBLE HUNG	SLIDING	DOUBLE HUNG	DOUBLE HUNG
FRAME	ALUMINUM	ALUMINUM	ALUMINUM	ALUMINUM	WOOD (EXIST'G)	WOOD (EXIST'G)	ALUMINUM	3/8" x 1/2" x 1" MTL. FRAME	1/2" x 1/4" x 1" MTL. FRAME
GLAZING TYP.	3/4" DOUBLE GLAZED	3/4" DOUBLE GLAZED	3/4" DOUBLE GLAZED	3/4" DOUBLE GL.	3/16" PLATE GLASS	3/16" PLATE GLASS	FRUSTED W/WIRE MESH - 3/4" DOUBLE GL.	3/16" MESH	3/16" DIAMOND MESH
SCREENS							EXISTING TO BE REPAIRED & PAINTED	NEW EXTERIOR MOUNTED GUARDS	
GUARD RATING	E1	F1	C1	NEW AS REQ'D					
REMARKS			WINDOWS, C1 TO HAVE RETURN AIR REGISTER AT ONE SIDE AND SOLID PANEL AT OTHER SIDE OF FIXED PANEL. WINDOW 'C' FIXED WINDOW TO BE DOUBLE GLAZED GLASS. WASH REGISTER.		REPAIR EXIST'G FRENCH WINDOW W/ NEW A.C. PANEL & REPLACE EX. HOPPER WINDOW. A.C. PANEL TO BE REMOVABLE FROM INSIDE ONLY. REMOVE CENTER MULLION AT HOPPER WINDOW ONLY AND REINFORCE FRAME TO SUPPORT AN A.C. UNIT.	REPAIR EXIST'G WOOD WINDOW W/ MESH SCREEN	REMOVE EXIST'G MESH WINDOW	EXTEND ANCHORS (MTL) ON HINGE SIDE OF FRAME AND FASTEN TO MASONRY WALL	EXTEND METAL ANCHORS ON HINGE SIDES OF FRAME AND FASTEN TO MASONRY WALL



1 VERTICAL SECTION DETAIL WINDOW TYPE: D

2 VERTICAL SECTION DETAIL WINDOW TYPE: C, C'

3 VERTICAL SECTION DETAIL WINDOW TYPE: A, B, G

4 VERTICAL SECTION DETAIL WINDOW TYPE: E

HARLEM YOUTH CENTER

JACKIE ROBINSON
YOUTH CENTER



CLERK
I HAVE TO CHECK NEW YORK
AND OTHER STATES. NEW YORK
NEW YORK, NEW YORK 10001

HARLEM YOUTH
40 WEST 125TH STREET
NEW YORK, NEW YORK 10027

MECHANICAL ENGINEER
REGISTERED PROFESSIONAL
NEW YORK STATE

STRUCTURAL ENGINEER
REGISTERED PROFESSIONAL
NEW YORK STATE

GARRISON
MCNEIL &
ASSOCIATES

William G. Gribble

05-73-01
Title
FINISH SCHEDULES & DETAILS

Drawing No.

A-15

NO.	DESCRIPTION	FINISH	UNIT	QTY	UNIT PRICE	TOTAL PRICE	REMARKS
POSSIBLES							
CELLAR FLOOR							
101	BLVD. LOBBY	VT	10	10	100		
102	BLVD. LOBBY	VT	10	10	100		
103	BLVD. LOBBY	VT	10	10	100		
104	ACTIVITY RM 1	VT	10	10	100		
105	ACTIVITY RM 2	VT	10	10	100		
106	ACTIVITY RM 3	VT	10	10	100		
107	ACTIVITY RM 4	VT	10	10	100		
108	ACTIVITY RM 5	VT	10	10	100		
109	ACTIVITY RM 6	VT	10	10	100		
110	ACTIVITY RM 7	VT	10	10	100		
111	ACTIVITY RM 8	VT	10	10	100		
112	ACTIVITY RM 9	VT	10	10	100		
113	ACTIVITY RM 10	VT	10	10	100		
114	ACTIVITY RM 11	VT	10	10	100		
115	ACTIVITY RM 12	VT	10	10	100		
116	ACTIVITY RM 13	VT	10	10	100		
117	ACTIVITY RM 14	VT	10	10	100		
118	ACTIVITY RM 15	VT	10	10	100		
119	ACTIVITY RM 16	VT	10	10	100		
120	ACTIVITY RM 17	VT	10	10	100		
121	ACTIVITY RM 18	VT	10	10	100		
122	ACTIVITY RM 19	VT	10	10	100		
123	ACTIVITY RM 20	VT	10	10	100		
124	ACTIVITY RM 21	VT	10	10	100		
125	ACTIVITY RM 22	VT	10	10	100		
126	ACTIVITY RM 23	VT	10	10	100		
127	ACTIVITY RM 24	VT	10	10	100		
128	ACTIVITY RM 25	VT	10	10	100		
129	ACTIVITY RM 26	VT	10	10	100		
130	ACTIVITY RM 27	VT	10	10	100		
131	ACTIVITY RM 28	VT	10	10	100		
132	ACTIVITY RM 29	VT	10	10	100		
133	ACTIVITY RM 30	VT	10	10	100		
134	ACTIVITY RM 31	VT	10	10	100		
135	ACTIVITY RM 32	VT	10	10	100		
136	ACTIVITY RM 33	VT	10	10	100		
137	ACTIVITY RM 34	VT	10	10	100		
138	ACTIVITY RM 35	VT	10	10	100		
139	ACTIVITY RM 36	VT	10	10	100		
140	ACTIVITY RM 37	VT	10	10	100		
141	ACTIVITY RM 38	VT	10	10	100		
142	ACTIVITY RM 39	VT	10	10	100		
143	ACTIVITY RM 40	VT	10	10	100		
144	ACTIVITY RM 41	VT	10	10	100		
145	ACTIVITY RM 42	VT	10	10	100		
146	ACTIVITY RM 43	VT	10	10	100		
147	ACTIVITY RM 44	VT	10	10	100		
148	ACTIVITY RM 45	VT	10	10	100		
149	ACTIVITY RM 46	VT	10	10	100		
150	ACTIVITY RM 47	VT	10	10	100		
151	ACTIVITY RM 48	VT	10	10	100		
152	ACTIVITY RM 49	VT	10	10	100		
153	ACTIVITY RM 50	VT	10	10	100		
154	ACTIVITY RM 51	VT	10	10	100		
155	ACTIVITY RM 52	VT	10	10	100		
156	ACTIVITY RM 53	VT	10	10	100		
157	ACTIVITY RM 54	VT	10	10	100		
158	ACTIVITY RM 55	VT	10	10	100		
159	ACTIVITY RM 56	VT	10	10	100		
160	ACTIVITY RM 57	VT	10	10	100		
161	ACTIVITY RM 58	VT	10	10	100		
162	ACTIVITY RM 59	VT	10	10	100		
163	ACTIVITY RM 60	VT	10	10	100		
164	ACTIVITY RM 61	VT	10	10	100		
165	ACTIVITY RM 62	VT	10	10	100		
166	ACTIVITY RM 63	VT	10	10	100		
167	ACTIVITY RM 64	VT	10	10	100		
168	ACTIVITY RM 65	VT	10	10	100		
169	ACTIVITY RM 66	VT	10	10	100		
170	ACTIVITY RM 67	VT	10	10	100		
171	ACTIVITY RM 68	VT	10	10	100		
172	ACTIVITY RM 69	VT	10	10	100		
173	ACTIVITY RM 70	VT	10	10	100		
174	ACTIVITY RM 71	VT	10	10	100		
175	ACTIVITY RM 72	VT	10	10	100		
176	ACTIVITY RM 73	VT	10	10	100		
177	ACTIVITY RM 74	VT	10	10	100		
178	ACTIVITY RM 75	VT	10	10	100		
179	ACTIVITY RM 76	VT	10	10	100		
180	ACTIVITY RM 77	VT	10	10	100		
181	ACTIVITY RM 78	VT	10	10	100		
182	ACTIVITY RM 79	VT	10	10	100		
183	ACTIVITY RM 80	VT	10	10	100		
184	ACTIVITY RM 81	VT	10	10	100		
185	ACTIVITY RM 82	VT	10	10	100		
186	ACTIVITY RM 83	VT	10	10	100		
187	ACTIVITY RM 84	VT	10	10	100		
188	ACTIVITY RM 85	VT	10	10	100		
189	ACTIVITY RM 86	VT	10	10	100		
190	ACTIVITY RM 87	VT	10	10	100		
191	ACTIVITY RM 88	VT	10	10	100		
192	ACTIVITY RM 89	VT	10	10	100		
193	ACTIVITY RM 90	VT	10	10	100		
194	ACTIVITY RM 91	VT	10	10	100		
195	ACTIVITY RM 92	VT	10	10	100		
196	ACTIVITY RM 93	VT	10	10	100		
197	ACTIVITY RM 94	VT	10	10	100		
198	ACTIVITY RM 95	VT	10	10	100		
199	ACTIVITY RM 96	VT	10	10	100		
200	ACTIVITY RM 97	VT	10	10	100		
201	ACTIVITY RM 98	VT	10	10	100		
202	ACTIVITY RM 99	VT	10	10	100		
203	ACTIVITY RM 100	VT	10	10	100		
204	ACTIVITY RM 101	VT	10	10	100		
205	ACTIVITY RM 102	VT	10	10	100		
206	ACTIVITY RM 103	VT	10	10	100		
207	ACTIVITY RM 104	VT	10	10	100		
208	ACTIVITY RM 105	VT	10	10	100		
209	ACTIVITY RM 106	VT	10	10	100		
210	ACTIVITY RM 107	VT	10	10	100		
211	ACTIVITY RM 108	VT	10	10	100		
212	ACTIVITY RM 109	VT	10	10	100		
213	ACTIVITY RM 110	VT	10	10	100		
214	ACTIVITY RM 111	VT	10	10	100		
215	ACTIVITY RM 112	VT	10	10	100		
216	ACTIVITY RM 113	VT	10	10	100		
217	ACTIVITY RM 114	VT	10	10	100		
218	ACTIVITY RM 115	VT	10	10	100		
219	ACTIVITY RM 116	VT	10	10	100		
220	ACTIVITY RM 117	VT	10	10	100		
221	ACTIVITY RM 118	VT	10	10	100		
222	ACTIVITY RM 119	VT	10	10	100		
223	ACTIVITY RM 120	VT	10	10	100		
224	ACTIVITY RM 121	VT	10	10	100		
225	ACTIVITY RM 122	VT	10	10	100		
226	ACTIVITY RM 123	VT	10	10	100		
227	ACTIVITY RM 124	VT	10	10	100		
228	ACTIVITY RM 125	VT	10	10	100		
229	ACTIVITY RM 126	VT	10	10	100		
230	ACTIVITY RM 127	VT	10	10	100		
231	ACTIVITY RM 128	VT	10	10	100		
232	ACTIVITY RM 129	VT	10	10	100		
233	ACTIVITY RM 130	VT	10	10	100		
234	ACTIVITY RM 131	VT	10	10	100		
235	ACTIVITY RM 132	VT	10	10	100		
236	ACTIVITY RM 133	VT	10	10	100		
237	ACTIVITY RM 134	VT	10	10	100		
238	ACTIVITY RM 135	VT	10	10	100		
239	ACTIVITY RM 136	VT	10	10	100		
240	ACTIVITY RM 137	VT	10	10	100		
241	ACTIVITY RM 138	VT	10	10	100		
242	ACTIVITY RM 139	VT	10	10	100		
243	ACTIVITY RM 140	VT	10	10	100		
244	ACTIVITY RM 141	VT	10	10	100		
245	ACTIVITY RM 142	VT	10	10	100		
246	ACTIVITY RM 143	VT	10	10	100		
247	ACTIVITY RM 144	VT	10	10	100		
248	ACTIVITY RM 145	VT	10	10	100		
249	ACTIVITY RM 146	VT	10	10	100		
250	ACTIVITY RM 147	VT	10	10	100		
251	ACTIVITY RM 148	VT	10	10	100		
252	ACTIVITY RM 149	VT	10	10	100		
253	ACTIVITY RM 150	VT	10	10	100		
254	ACTIVITY RM 151	VT	10	10	100		
255	ACTIVITY RM 152	VT	10	10	100		
256	ACTIVITY RM 153	VT	10	10	100		
257	ACTIVITY RM 154	VT	10	10	100		
258	ACTIVITY RM 155	VT	10	10	100		
259	ACTIVITY RM 156	VT	10	10	100		
260	ACTIVITY RM 157	VT	10	10	100		
261	ACTIVITY RM 158	VT	10	10	100		
262	ACTIVITY RM 159	VT	10	10	100		
263	ACTIVITY RM 160	VT	10	10	100		
264	ACTIVITY RM 161	VT	10	10	100		
265	ACTIVITY RM 162	VT	10	10	100		

HARLEN THICK
JACKIE BROWN
YOUTH CENTER

NO. 100-100000
 NEW YORK, N.Y.

DEPARTMENT OF
 BUILDINGS
 NO. 100-100000
 ORIGINAL
 APPROVED
 APR 19 1970

CLASS:
 EACH OF THESE NEW BLDGS
 IN CONFORMANCE WITH
 NEW YORK, NEW YORK BLDG
 CODE

HARLEN THICK
 100 WEST 100TH STREET
 NEW YORK, NEW YORK 10025

MECHANICAL ENGINEER
 GEORGE J. BRONKHORST
 400 BROADWAY, 10TH FL.
 NEW YORK, NEW YORK 10013

STRUCTURAL ENGINEER
 ALAN BROWN
 1 WEST 47TH ST., 10TH FL.
 NEW YORK, NEW YORK 10036

CARRISON
McNILL &
ASSOCIATES

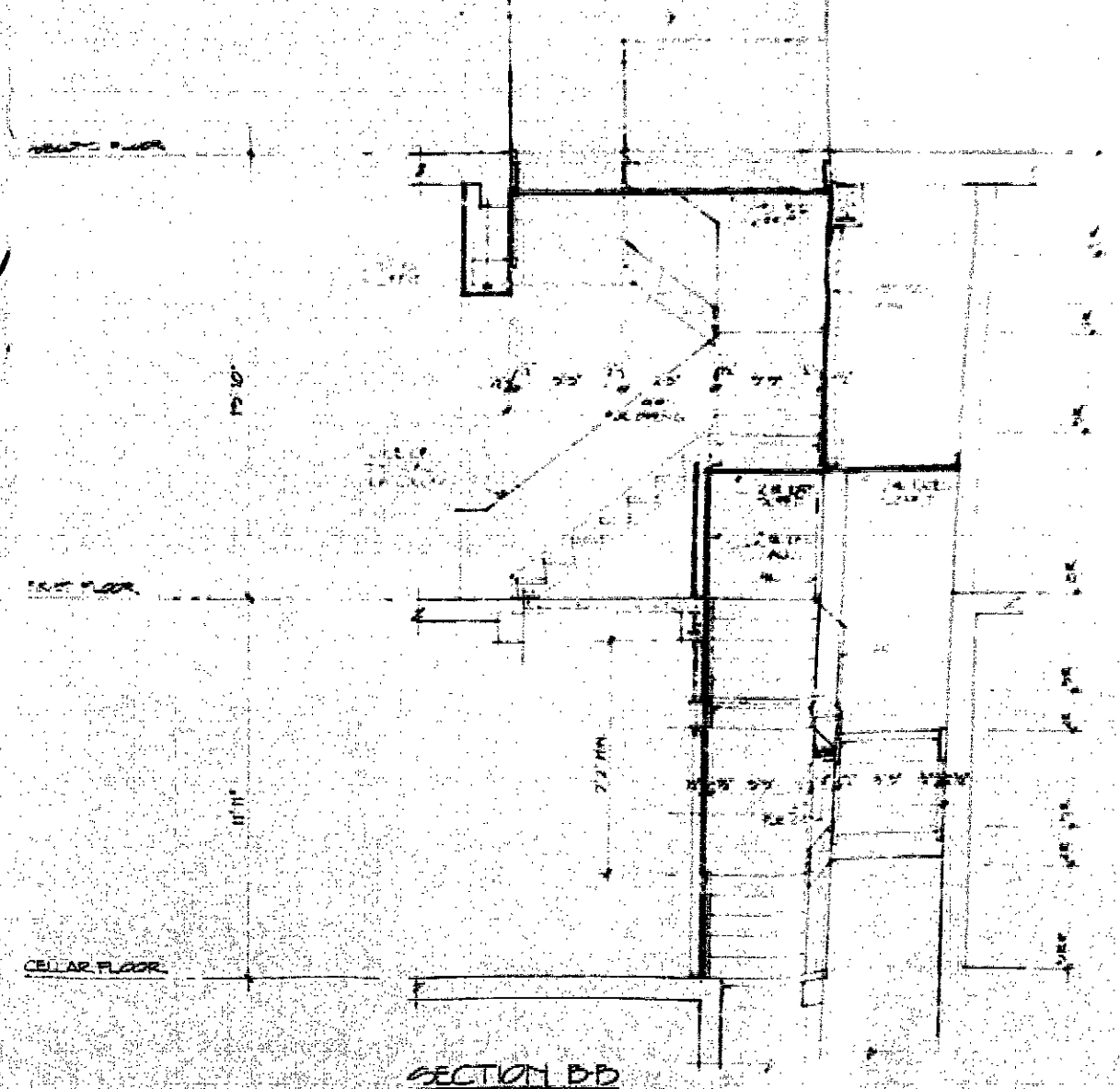
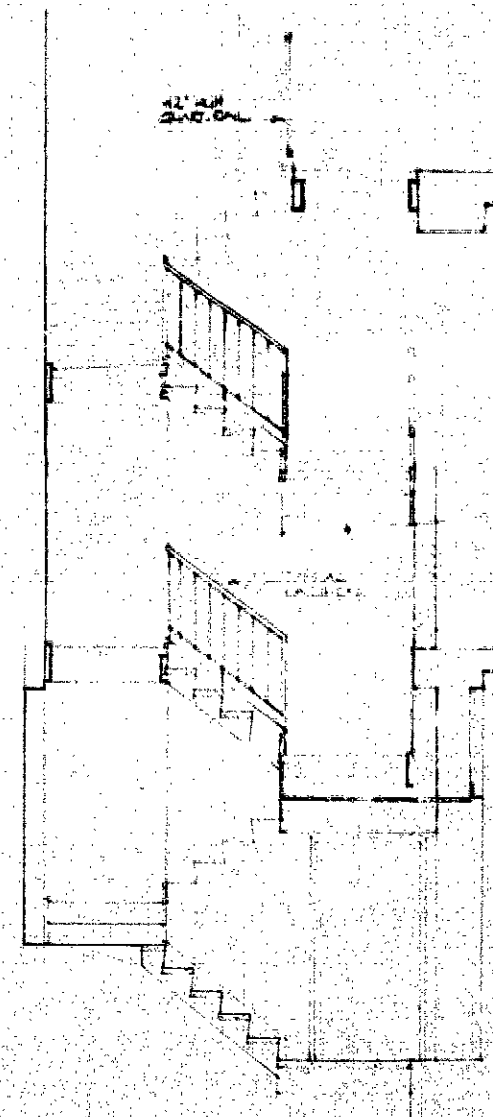
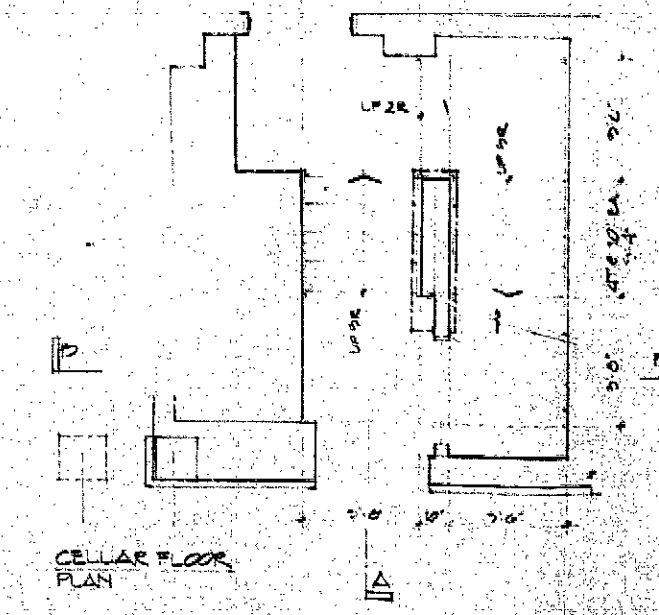
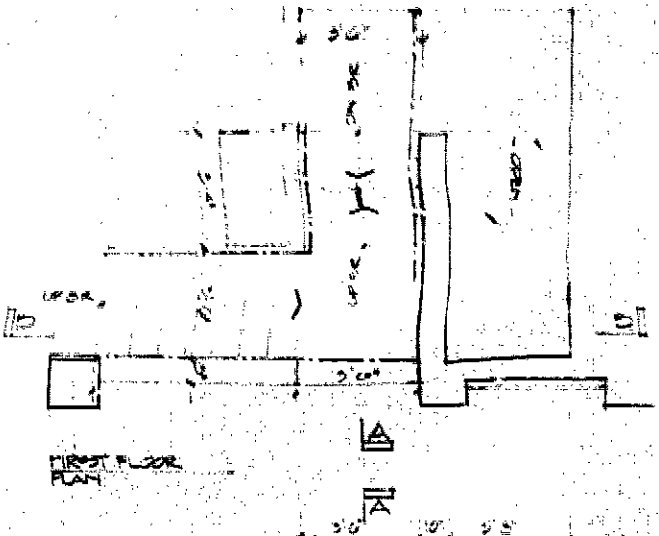
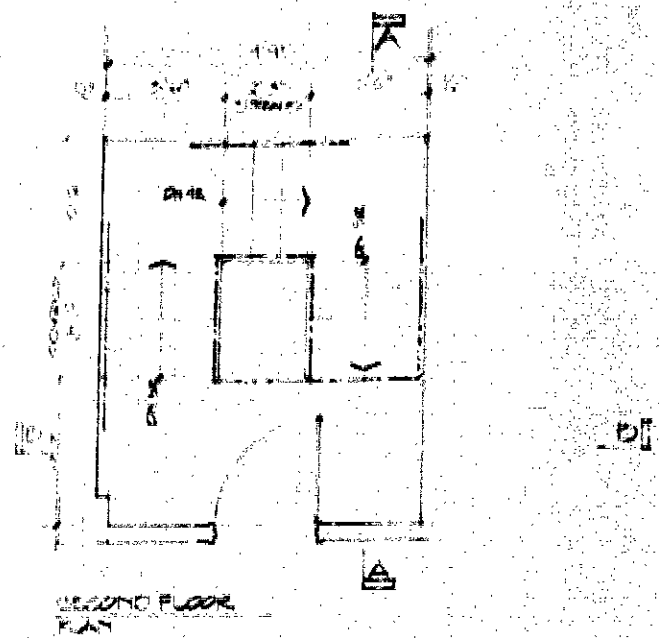
William J. McNill

DATE: 03-15-64
 SHEET: 125 OF 125

TITLE:
**STAIR DETAIL FLOOR
 AND SECTIONS**

Drawing No.

A-11



CELLAR FLOOR

**HARLEM YMCA
JACKIE ROBINSON
YOUTH CENTER**

RENOVATION

141 WEST 125TH STREET
NEW YORK, N.Y. 10028

DEPARTMENT OF
BUILDINGS
BROOKLYN MANHATTAN
NO. 100103048
SHEETS FILED
ORIGINAL
APPROVED

DATE: APR 16, 1973
BY: [Signature]
ARCHITECT LEAD

CLIENT:

YMCA OF GREATER NEW YORK
333 SEVENTH AVENUE, 15TH FLOOR
NEW YORK, NEW YORK 10001

HARLEM YMCA
141 WEST 125TH STREET
NEW YORK, NEW YORK 10028

MECHANICAL ENGINEER:
HARDIE & ASSOCIATES
834 BROADWAY, 6TH FL.
NEW YORK, NEW YORK 10003

STRUCTURAL ENGINEER:
MAHENDRA SHEETS
2 WEST 40TH ST., RM. 1607
NEW YORK, NEW YORK 10018

**GARRISON
MCNEIL &
ASSOCIATES**

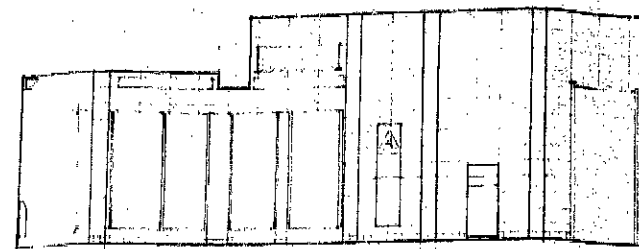
ARCHITECTS - PLANNERS

Professional Seal: WILLIAM G. MCNEIL
REGISTERED PROFESSIONAL ARCHITECT
STATE OF NEW YORK
NO. 100103048

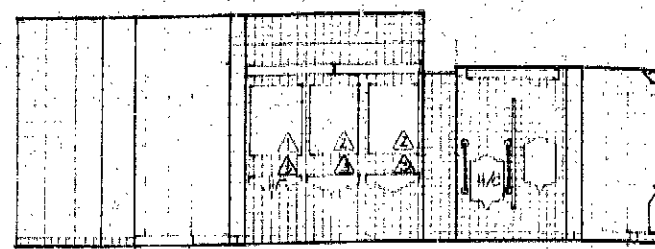
COMD. NO. 03-73-04
DATE: SCALE: 1/8" = 1'-0"

Title: SHOWERS & TOILET REVISION

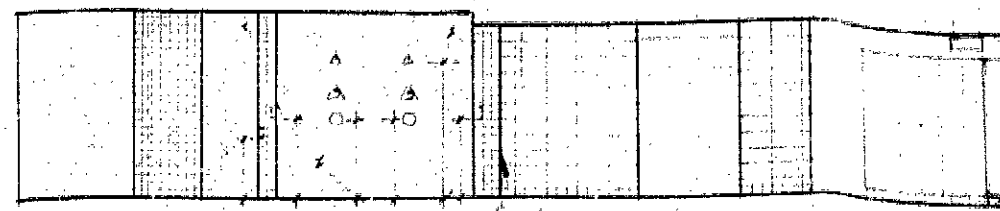
Drawing No. A



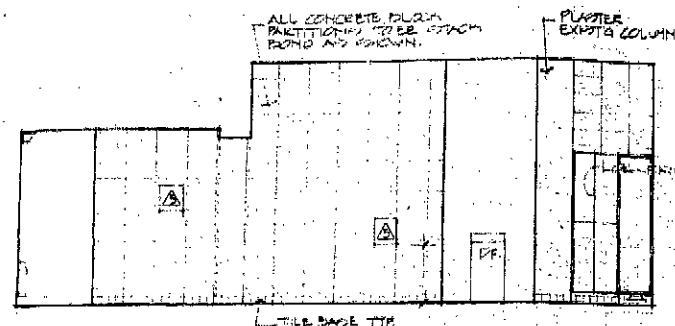
1 EAST - MEN'S TOILET AREA ELEVATION



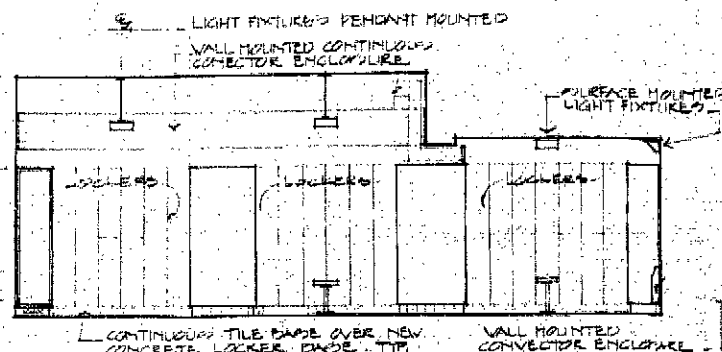
2 WEST - MEN'S TOILET AREA ELEVATION



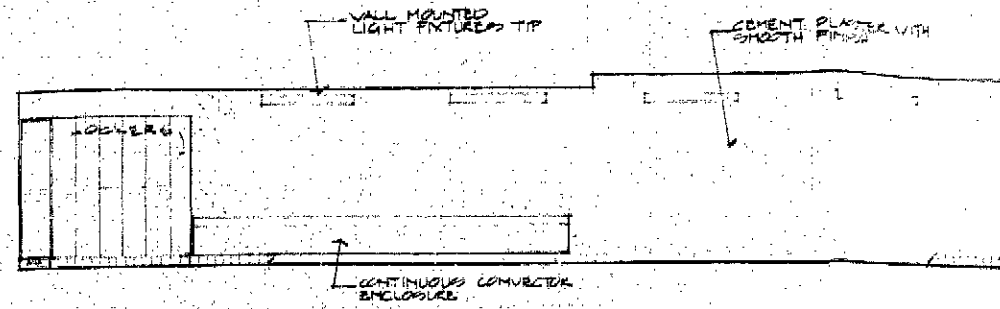
3 SOUTH - MEN'S TOILET AREA ELEVATION



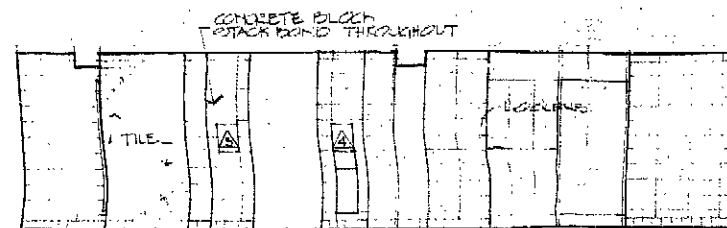
4 EAST - MEN'S LOCKER AREA



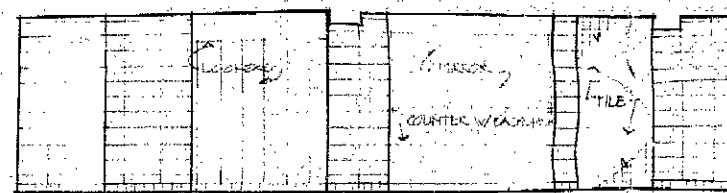
5 WEST - MEN'S LOCKER AREA



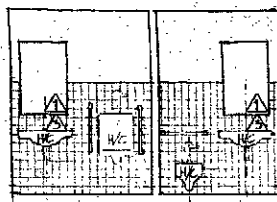
6 NORTH - MEN'S TOILET AREA ELEVATION



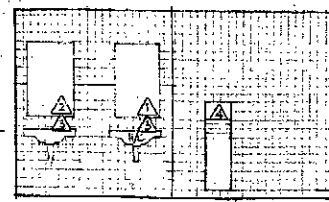
7 EAST - WOMEN'S TOILET AREA ELEVATION



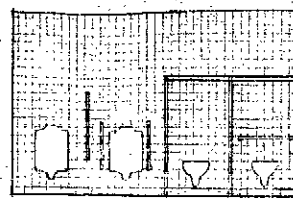
8 WEST - WOMEN'S TOILET AREA ELEVATION



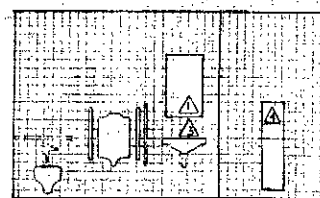
9 WEST BOYS TOILET 106/107



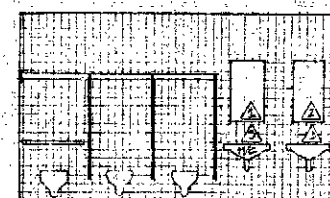
10 EAST BOYS TOILET 204



11 WEST BOYS TOILET 204



12 EAST STAFF TOILET 203



13 EAST GIRLS TOILET 214

TOILET & LOCKER ROOM ACCESSORY SCHEDULE

1	B-293-8	Tempered Glass Tilt Mirror	18" x 30"
2	B-166-8	Tempered Glass Mirror with Shelf	18" x 16"
3	B-112	Soap Dispenser	
4	B-3900	Recessed Stainless Steel Paper Towel Dispensers & Waste Receptacles Satin Finish Stainless Steel Door	
5	B-7517-885	Hand & Hair Dryer Recessed Touch Button Operato. Cast Aluminum w/tilt	
6	B-3503	Recessed Sanitary Napkin/Tampon Vendors	
7	B-364	Partially Mounted Sanitary Napkin Disposal for Two Toilet Compartments	
8	B-353	Recessed Sanitary Napkin Disposal	
9	B-388	Surface Mounted Multi-Roll Toilet Tissue Dispenser	
10	B-670	Utility Hook	
11	B-2116	Heavy Duty Robe Hook with Concealed Mount	
12	B-205	Heavy Duty Stainless Steel Towel Bar	24"
13	B-207	Stainless Steel Shower Curtain Rod with Concealed Mounting	
14	B-974	Recessed shelf	
15	204-2	Curtain - 42" Wide, 72" High, with Hooks	
16		Stainless Steel Grab Bars @ H/C Urinal	
17		Stainless Steel Grab Bars @ H/C Toilets	
18		Stainless Steel Grab Bars @ H/C Showers	
19		FOLDING HANDICAPPED POWER SEAT	

IN PROGRESS - NOT FOR BIDDING
4/14/73

**HARLEM YMCA
JACKIE ROBINSON
YOUTH CENTER**

RENOVATION

111 WEST 125TH STREET
NEW YORK, N.Y. 10027

DEPARTMENT OF
BUILDINGS
BROOKLYN MANHATTAN
NO. 100 683 048
SHEETS FILED
ORIGINAL
APPROVED
1991/14 384
ANTHONY LEE

CLIENT:

YMCA OF GREATER NEW YORK
133 SEVENTH AVENUE, 15TH FLOOR
NEW YORK, NEW YORK 10001

HARLEM YMCA
110 WEST 118TH STREET
NEW YORK, NEW YORK 10026

MERCHANT ENGINEERS
HARDIE & ASSOCIATES
630 BROADWAY, 6TH FL.
NEW YORK, NEW YORK 10003

STRUCTURAL ENGINEER
MAHENDRA SHEETI
8 WEST 40TH ST. RM. 1907
NEW YORK, NEW YORK 10018

GARRISON
McNEIL &
ASSOCIATES
ARCHITECTS - PLANNERS

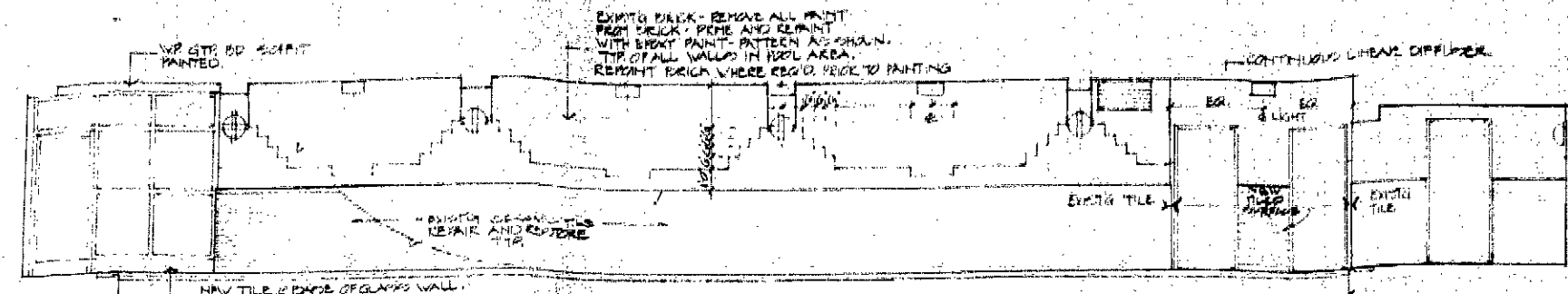


CDMA NO. 03 93 04
DATE SCALE 1/4" = 1'-0" 1/8"


Title
INTERIOR ELEVATION

Drawing No.

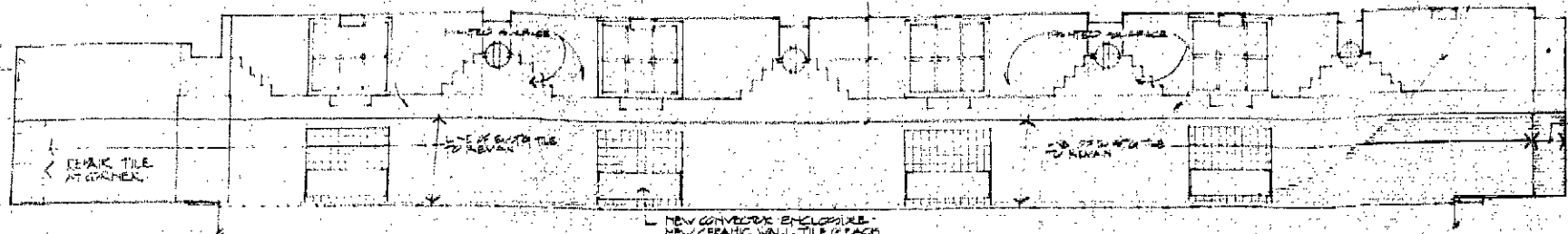
A-1



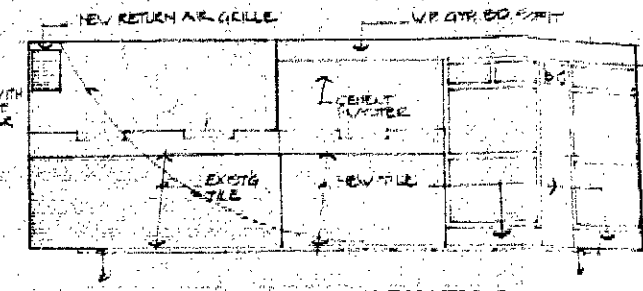
1 WEST - POOL AREA ELEVATION



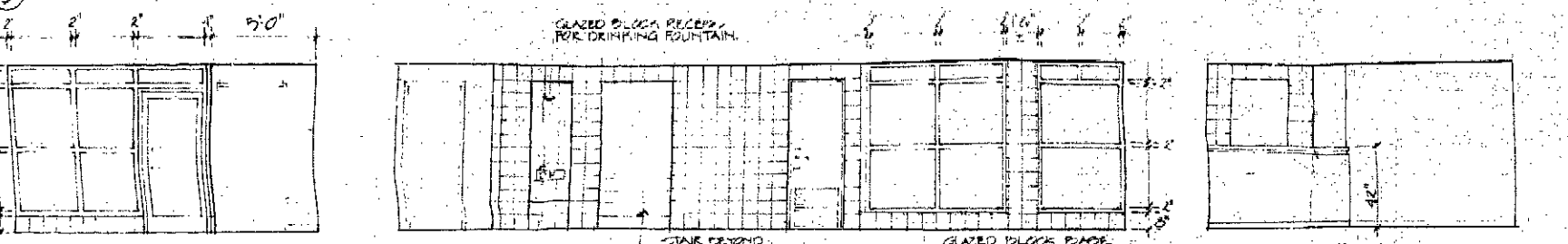
2 NORTH - POOL AREA ELEVATION



3 EAST - POOL AREA ELEVATION



4 SOUTH - POOL AREA ELEVATION

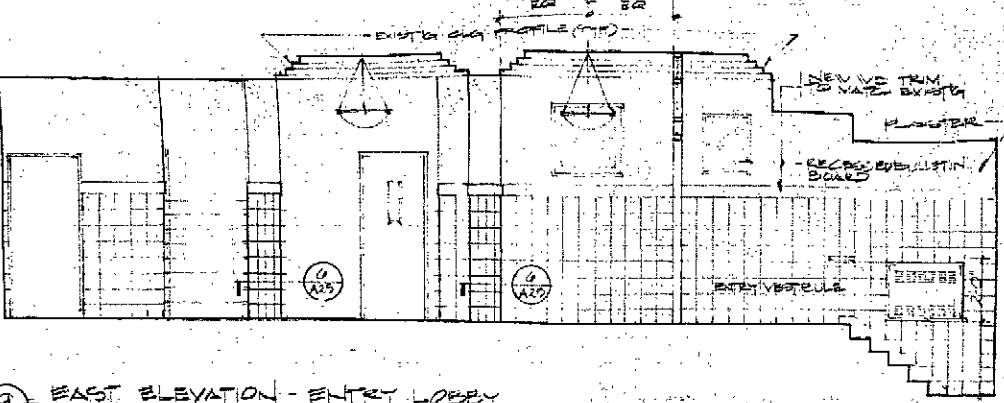


5 EAST - POOL LOBBY ELEVATION

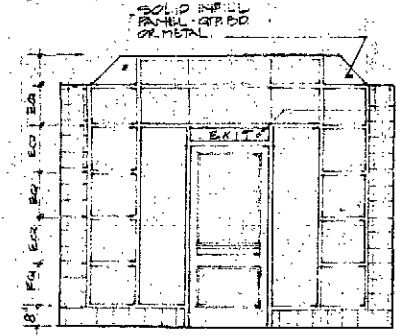
6 NORTH - POOL LOBBY ELEVATION

7 WEST - POOL LOBBY ELEVATION

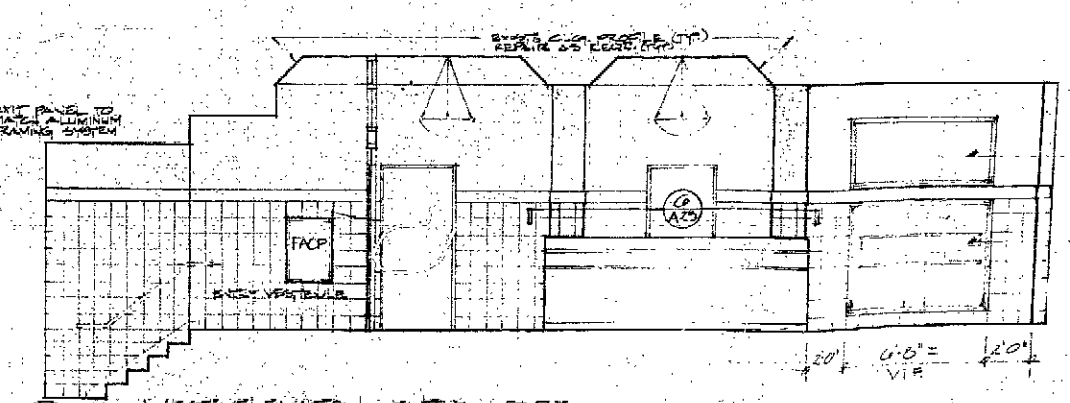
8 SOUTH - POOL LOBBY ELEVATION



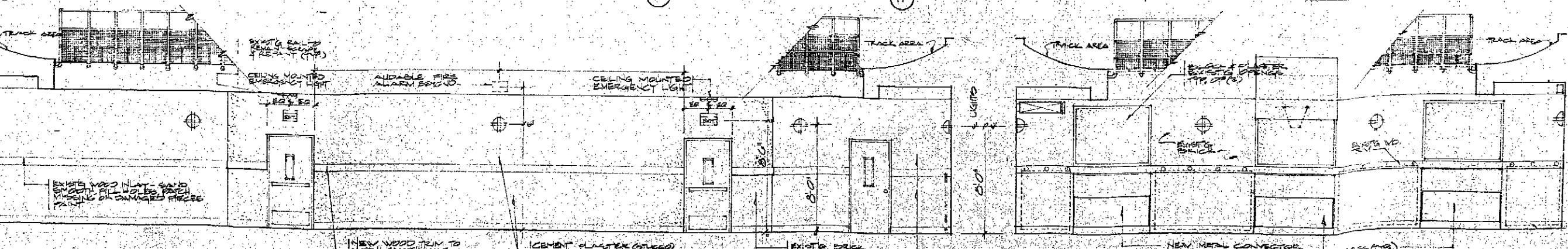
9 EAST ELEVATION - ENTRY LOBBY



10 SOUTH ELE. - ENTRY LOBBY

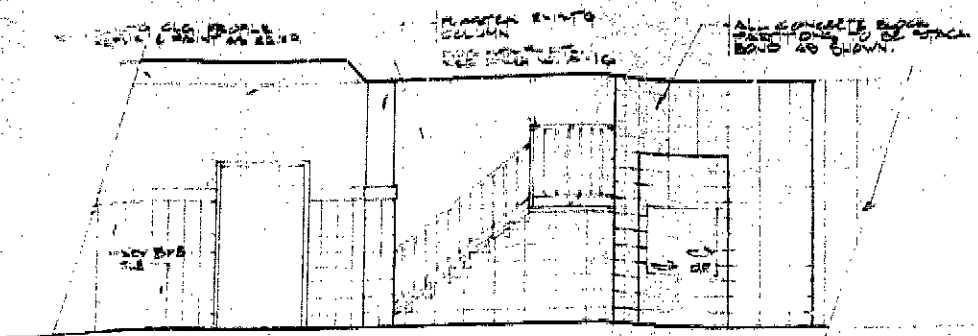


11 WEST ELEVATION - ENTRY LOBBY

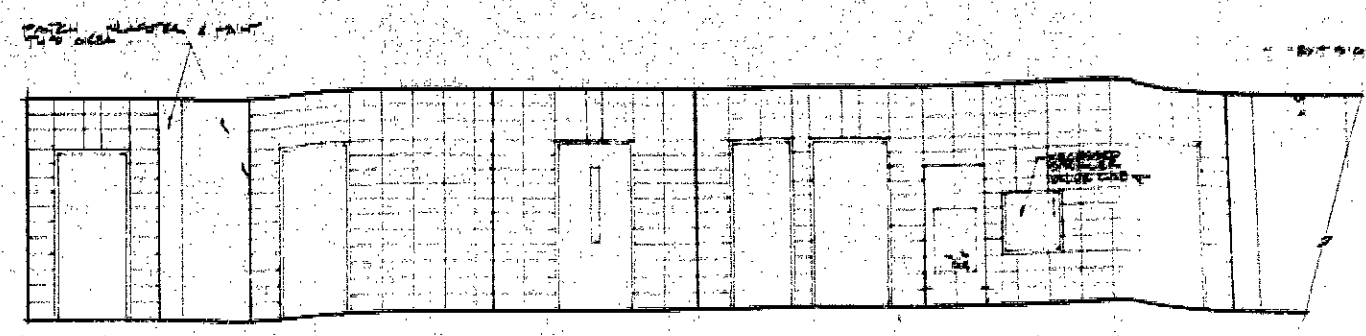


12 SOUTH GYMNASIUM ELEVATION

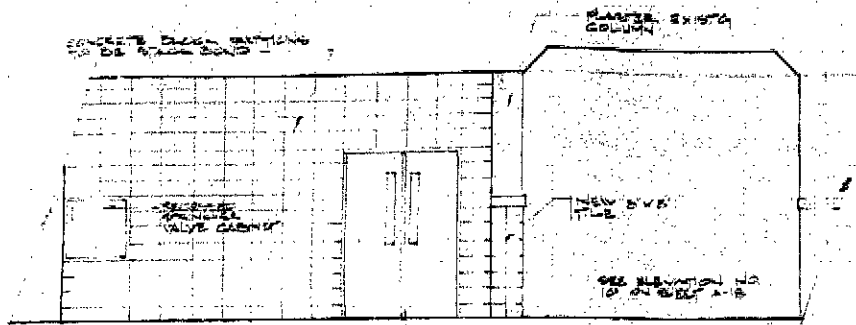
13 GYMNASIUM ELEVATION



① NORTH LOBBY CORRIDOR - 1ST FLOOR



② NORTH CORRIDOR 2ND FLOOR



③ SOUTH LOBBY CORRIDOR

**HARLEM YMCA
JACKIE ROBINSON
YOUTH CENTER**

RENOVATION
111 WEST 125TH STREET
NEW YORK, N.Y. 10027

DEPARTMENT OF
BUILDINGS
BOROUGH OF MANHATTAN
NO. 100663048
SHEETS FILED
ORIGINAL
APPROVED
DATE 7/14/88
BY [Signature]
ARCHITECT


CLIENT
YMCA OF GREATER NEW YORK
110 SEVENTH AVENUE, 12TH FLOOR
NEW YORK, NEW YORK 10038

HARLEM YMCA
110 WEST 125TH STREET
NEW YORK, NEW YORK 10027

MECHANICAL ENGINEER
HARDE & ASSOCIATES
631 ROADWAY, 6TH FL.
NEW YORK, NEW YORK 10001

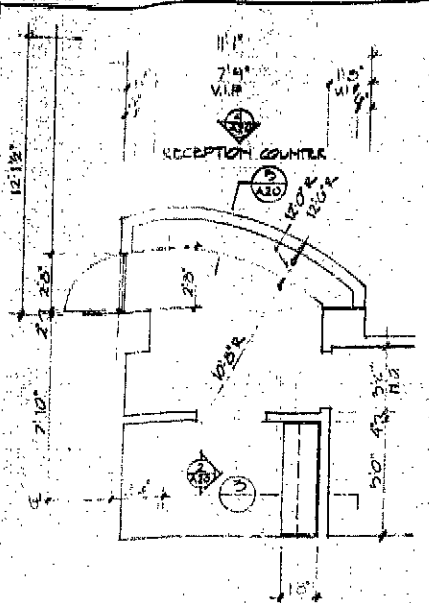
STRUCTURAL ENGINEER
MAJENBERG SHEETS
1 WEST 45TH ST., 8TH, 807
NEW YORK, NEW YORK 10018

**GARRISON
MCNEIL &
ASSOCIATES**
ARCHITECTS, PLANNERS

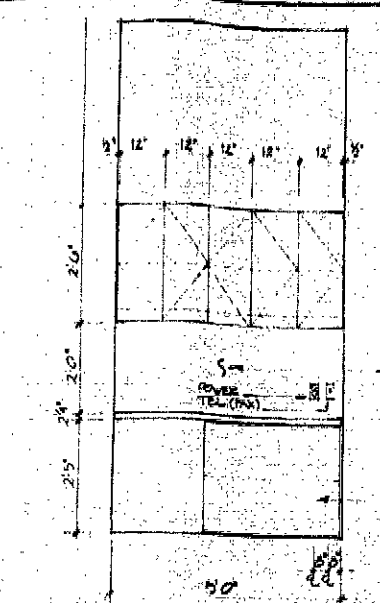


COMB. NO. 03-1301
DATE 7/14/88
Title
INTERIOR ELEVATIONS

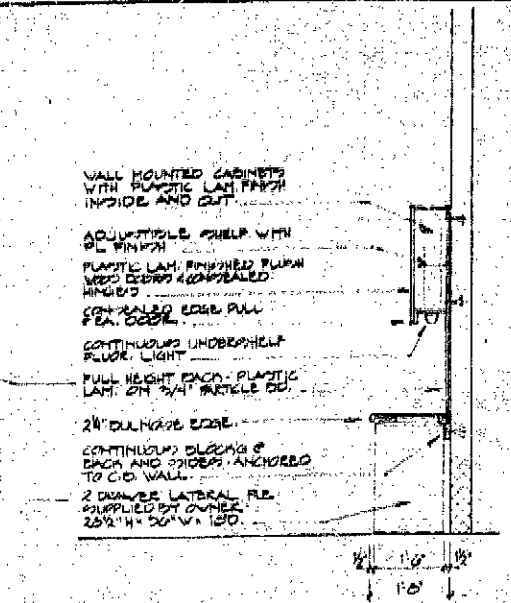
Drawing No.
A-19



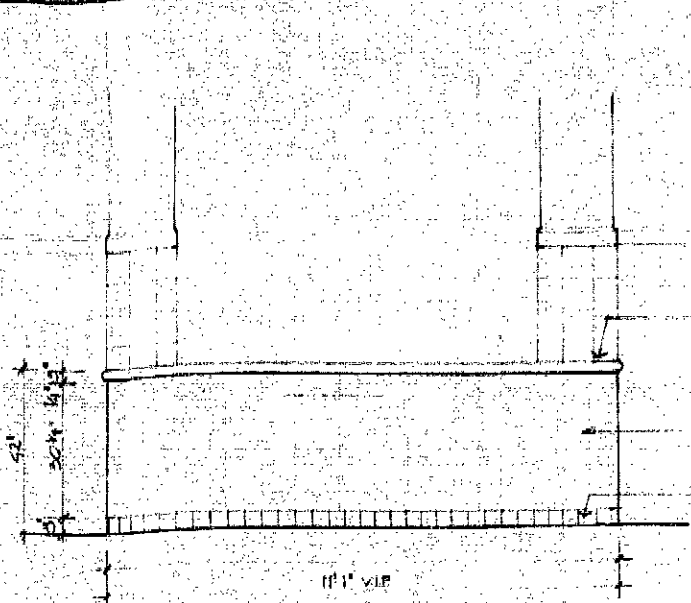
1 RECEPTION DESK & COUNTER PLAN SCALE: 1/4" = 1'-0"



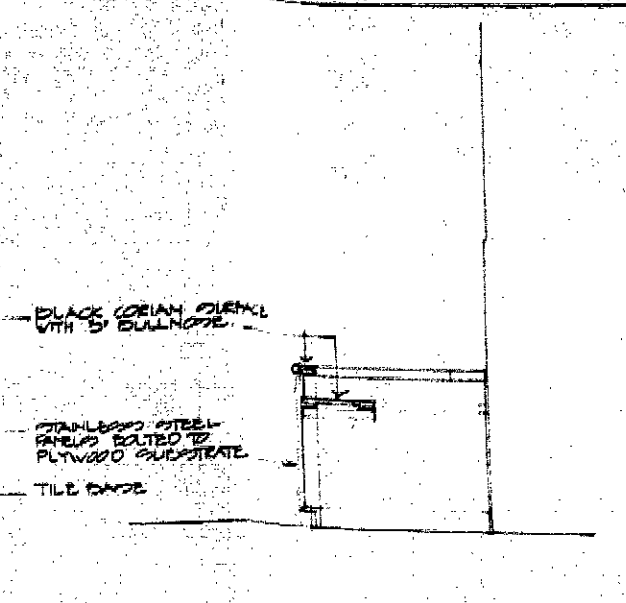
2 COUNTER ELEVATION SCALE: 1/2" = 1'-0"



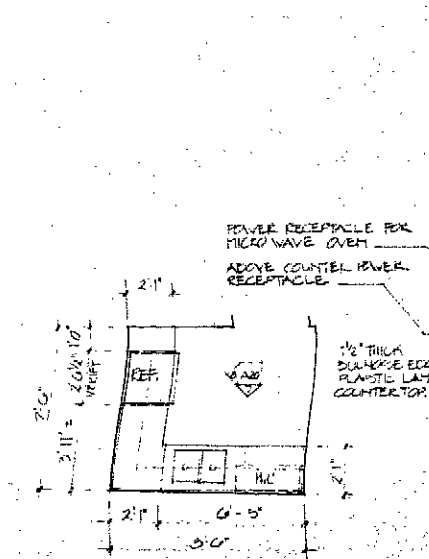
3 COUNTER SECTION SCALE: 1/2" = 1'-0"



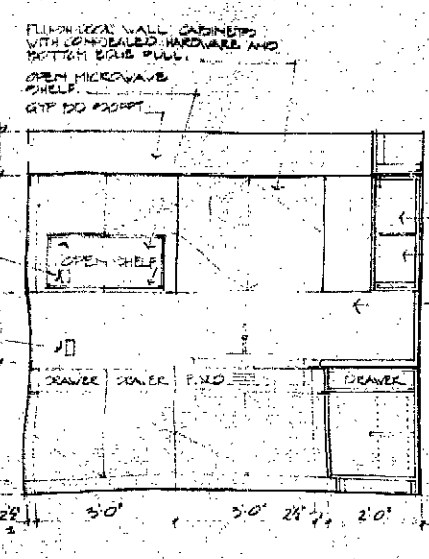
4 RECEPTION DESK ELEVATION SCALE: 1/2" = 1'-0"



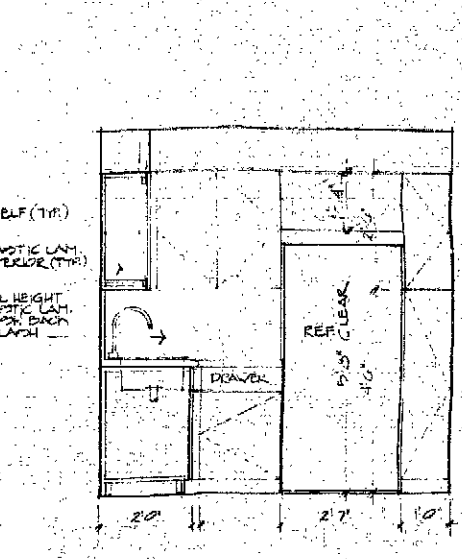
5 RECEPTION DESK SECTION SCALE: 1/2" = 1'-0"



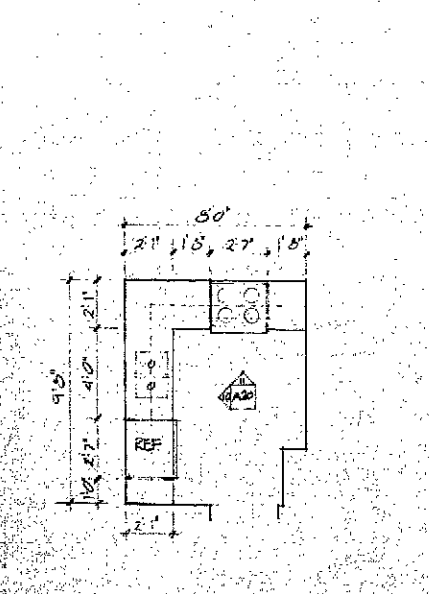
6 PLAN - KITCHENETTE 205 SCALE: 1/4" = 1'-0"



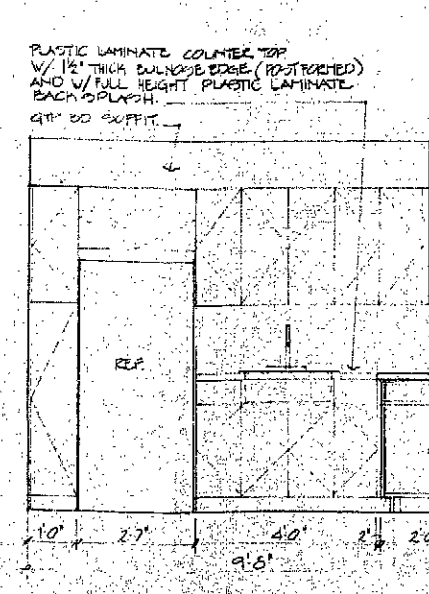
7 ELEVATION - K'ETTE 205 SCALE: 1/2" = 1'-0"



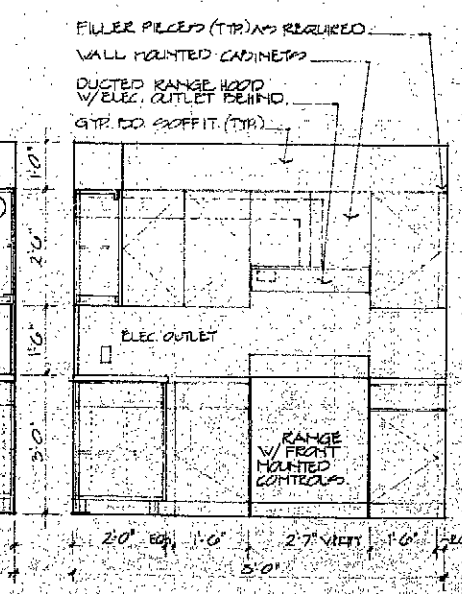
8 ELEVATION - K'ETTE 205 SCALE: 1/2" = 1'-0"



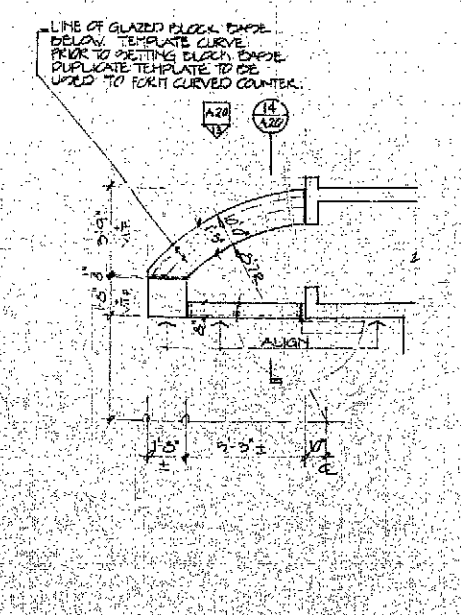
9 PLAN - KITCHENETTE 205 SCALE: 1/4" = 1'-0"



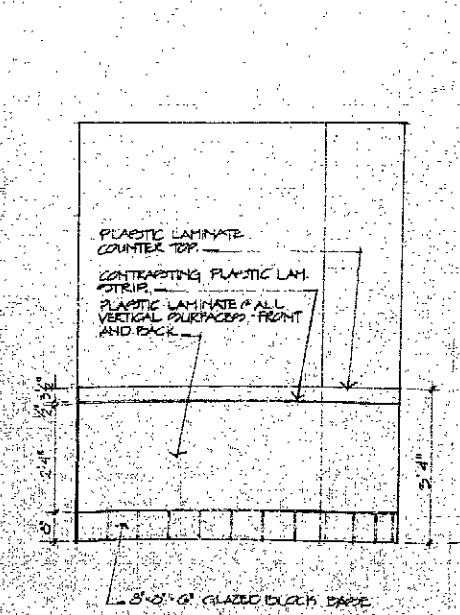
10 ELEVATION - K'ETTE 205 SCALE: 1/2" = 1'-0"



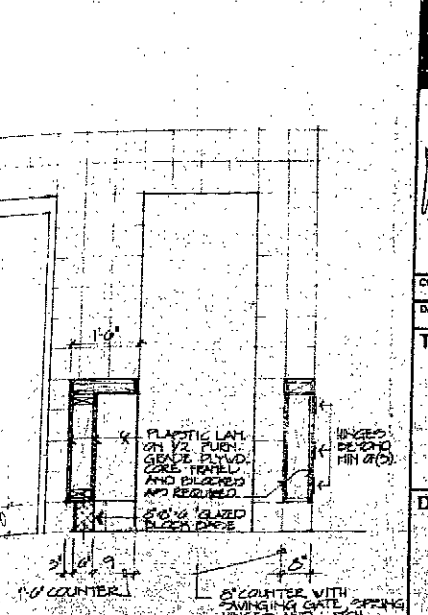
11 ELEV. - K'ETTE 205 SCALE: 1/2" = 1'-0"



12 PLAN COUNTER & SWING GATE SCALE: 1/4" = 1'-0"



13 ELEVATION - LOBBY SIDE SCALE: 1/2" = 1'-0"



14 SECTION THRU COUNTER AND SWING GATE SCALE: 1/2" = 1'-0"

**HARLEM YMCA
JACKIE ROBINSON
YOUTH CENTER**

RENOVATION
181 WEST 15TH STREET
NEW YORK, N.Y. 10011

DEPARTMENT OF BUILDINGS
BOROUGH OF MANHATTAN
NO. 100-1063-048
SHEETS FILED
ORIGINAL APPROVED
DATE APR 14 1994
LETHBRIDGE

CLIENT:
YMCA OF GREATER NEW YORK
333 SEVENTH AVENUE, 15TH FLOOR
NEW YORK, NEW YORK 10001

HARLEM YMCA
181 WEST 15TH STREET
NEW YORK, NEW YORK 10011

MECHANICAL ENG. FIRM:
HARDIE & ASSOCIATES
236 BROADWAY, 6TH FL.
NEW YORK, NEW YORK 10003

STRUCTURAL ENGINEERS:
MAHENDRA SHETTY
8 WEST 40TH ST., RM. 1407
NEW YORK, NEW YORK 10018

**GARRISON
MCNEIL &
ASSOCIATES**
ARCHITECTS - PLANNERS

175 WEST 47th St.
NEW YORK, N.Y. 10019
TEL: 212-697-0700

Professional Engineer Seal
MAHENDRA SHETTY
No. 95-04
DATE 10/20/93
Title

MILLWORK

Drawing No. A20

**HARLEM YMCA
JACKIE ROBINSON
YOUTH CENTER**

RENOVATION
124 WEST 127TH STREET
NEW YORK, N.Y. 10028

DEPARTMENT OF BUILDINGS
BOROUGH OF MANHATTAN
NO. 100633048
SHEETS FILED
ORIGINAL
APPROVED

CLIENT:
YMCA OF GREATER NEW YORK
111 SEVENTH AVENUE, 15TH FLOOR
NEW YORK, NEW YORK 10021

HARLEM YMCA
124 WEST 127TH STREET
NEW YORK, NEW YORK 10028

MECHANICAL ENGINEER:
HARDIE & ASSOCIATES
138 BROADWAY, 6TH FL.
NEW YORK, NEW YORK 10005

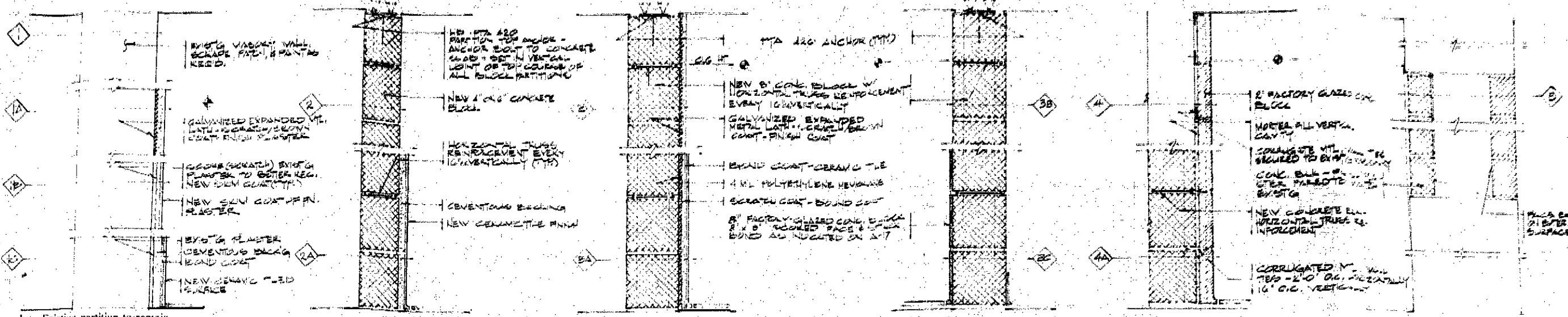
STRUCTURAL ENGINEER:
MAHENDRA SETHI
1 WEST 47TH ST., 15L 1407
NEW YORK, NEW YORK 10018

**GARRISON
McNEIL &
ASSOCIATES**
ARCHITECTS PLANNERS

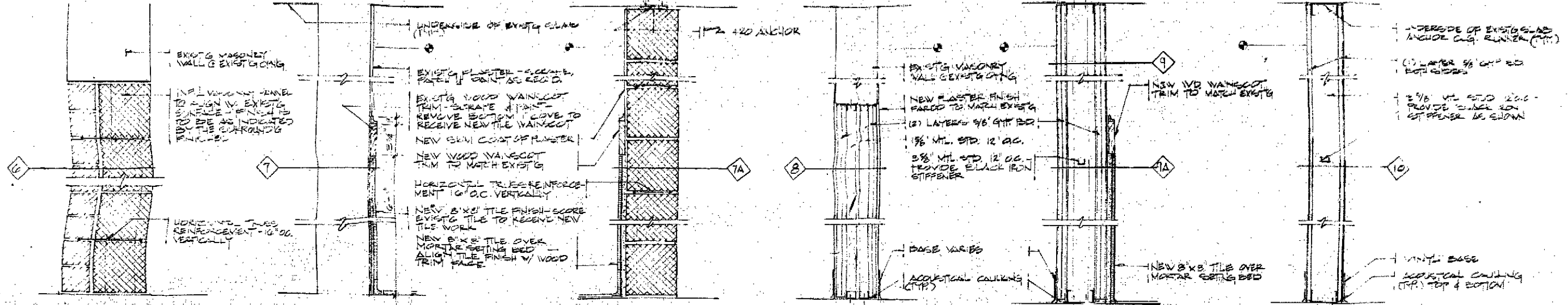
DATE: 03.93.04
SCALE: 1/8" = 1'-0"

Title: PARTITION DETAILS

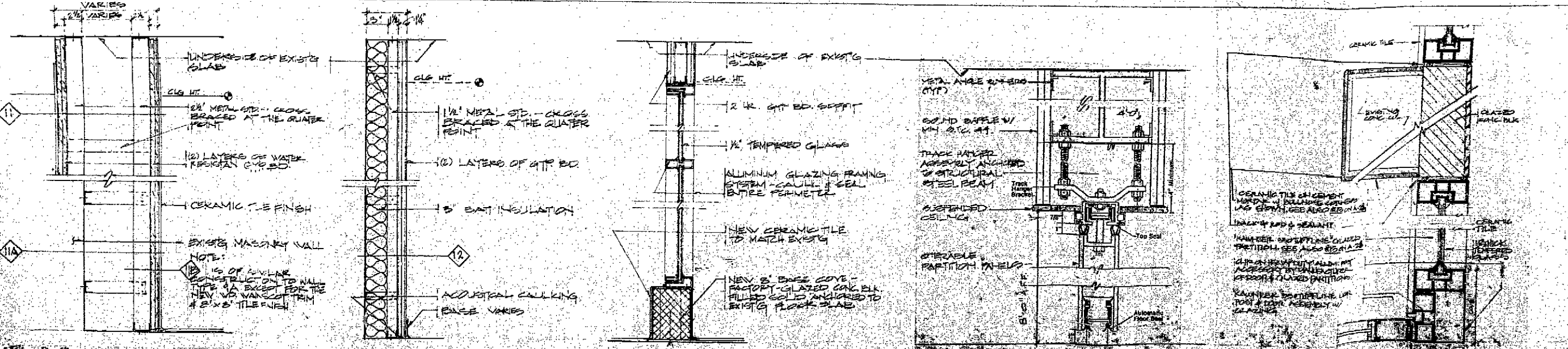
Drawing No.:



- 1 Existing partition to remain.
- 1A Existing masonry wall or column with new cement plaster finish on galv. metal lath.
- 1B Existing wall with skin coat plaster over existing.
- 1C Existing wall with new tile surface.
- 2 4" or 6" non-rated reinforced lightweight CB.
- 2A 4" or 6" non-rated reinforced lightweight CB with ceramic wall tile.
- 3 8" 2 hour rated reinforced lightweight CB with cement plaster on one side.
- 3A 8" 2 hour rated reinforced lightweight CB with ceramic wall tile.
- 3B 8" 2 hour rated reinforced lightweight CB.
- 3C 8" 2 hour rated reinforced lightweight CB with glazed block on one side.
- 4 2" Glazed CB on existing masonry backup.
- 4A 2" Glazed CB on new CB backup.
- 5 Concrete block infill at windows.
- 5A CONC BACK W/ CERAMIC TILE FINISH ON THE ROOM SIDE.
- 5B TYPE'S W/ GUT INSUL & 3/4" COMP. INTAK.



- 6 Brick masonry infill at windows and doors.
- 7 Existing masonry partition or column with restored wood trim, plaster and new tile wainscot over existing tile.
- 7A 8" 2 hour rated reinforced lightweight CB with wood trim and the wainscot.
- 8 2 hour rated gypsum board infill at existing wall with skin coat plaster fared into existing.
- 9 2 hour rated gypsum board partition.
- 9A WD TRIM & TILE WAINSCOT AS PER DET. 7.
- 10 1 hour rated gypsum board partition.



- 11 Double sided moisture resistant gypsum board chase.
11A Single sided chase.
11B NEW WD TRIM & TILE WAINSCOT.
- 12 Furred gypsum board on 1-1/2" metal studs with BATT insulation.
- 13 ALUMINUM GLAZING FRAME AT POOL LOBBY.
- 14 OPERABLE PARTITION AT CLASSROOMS.

MAHENDRA SETHI
1 WEST 47TH ST., 15L 1407
NEW YORK, NEW YORK 10018

DATE: 03.93.04

Title: PARTITION DETAILS

Drawing No.:

**HARLEM YMCA
JACKIE ROBINSON
YOUTH CENTER**

RENOVATION
130 WEST 137TH STREET
NEW YORK, N.Y. 10030

DEPARTMENT OF
BUILDINGS
BOROUGH OF MANHATTAN
NO. 10063304
SHEETS FILED
ORIGINAL
APPROVED
APR 14 1984

DATE: [Signature]
DRAWN BY: [Signature]

CLIENT:
YMCA OF GREATER NEW YORK
333 SEVENTH AVENUE, 15TH FLOOR
NEW YORK, NEW YORK 10001

HARLEM YMCA
130 WEST 137TH STREET
NEW YORK, NEW YORK 10030

MECHANICAL ENGINEER:
HARDIE & ASSOCIATES
438 BROADWAY, 6TH FL.
NEW YORK, NEW YORK 10008

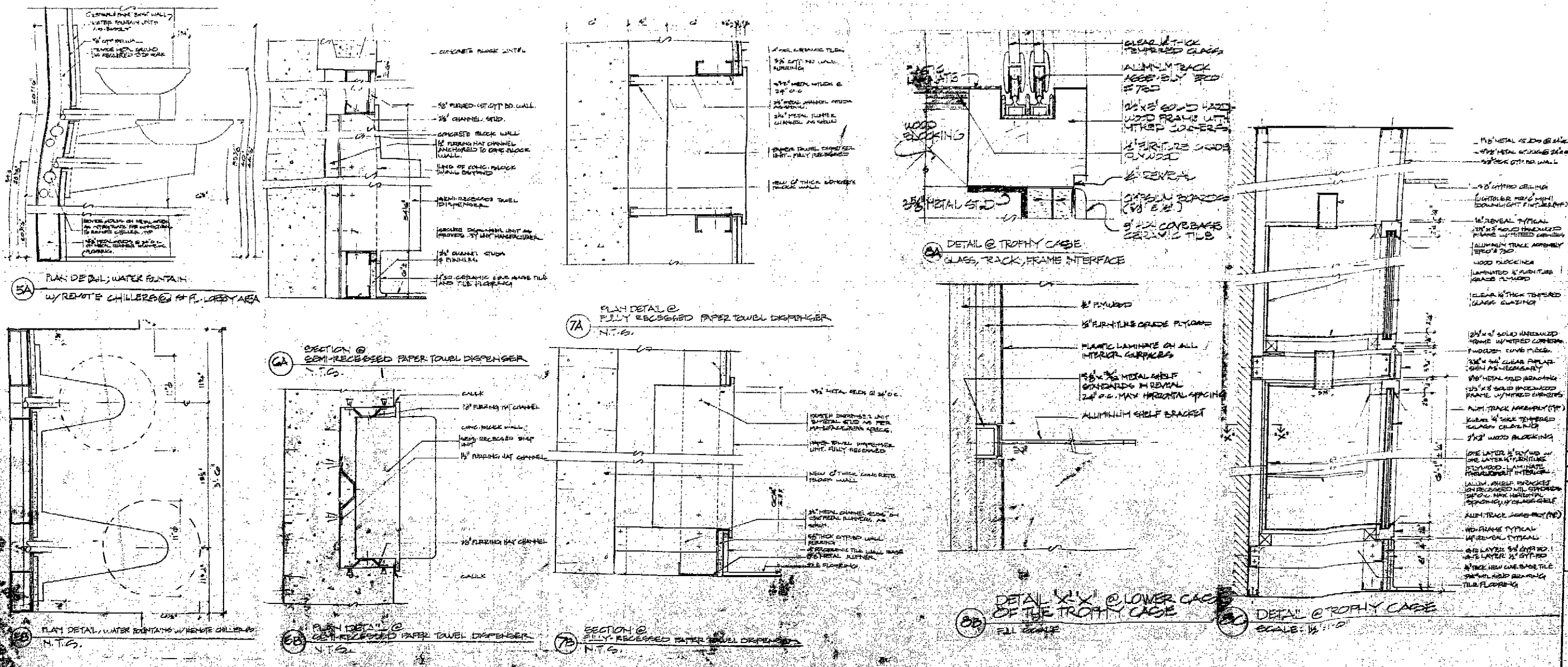
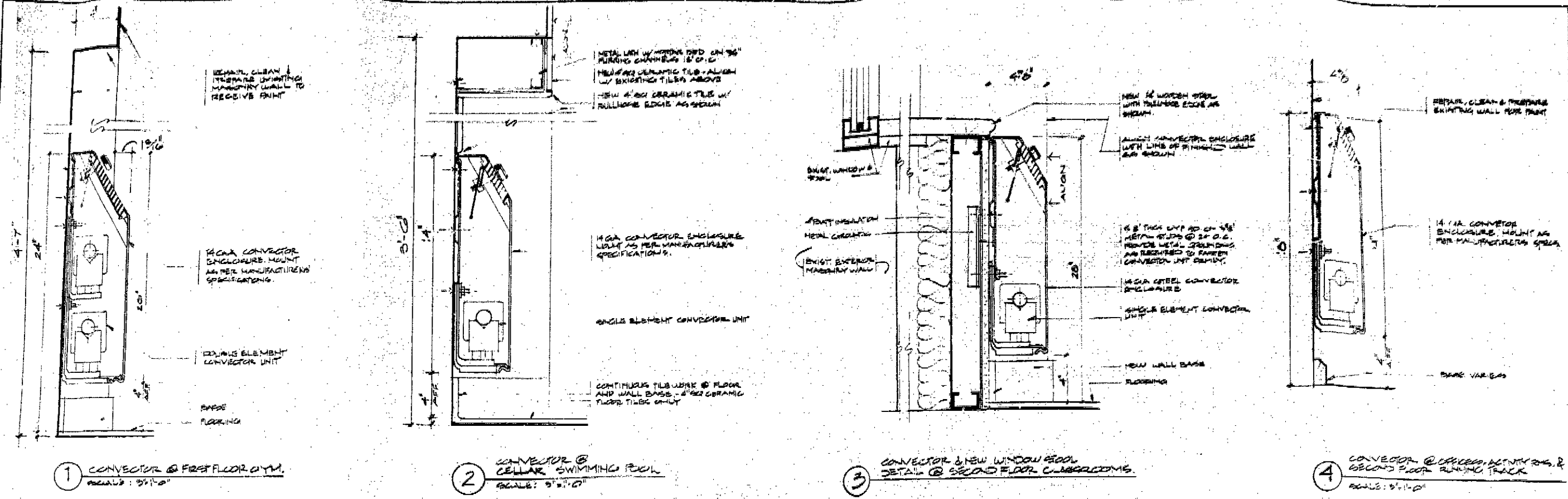
STRUCTURAL ENGINEER:
MAHENDRA SHEKH
8 WEST 40TH ST., RM. 1507
NEW YORK, NEW YORK 10018

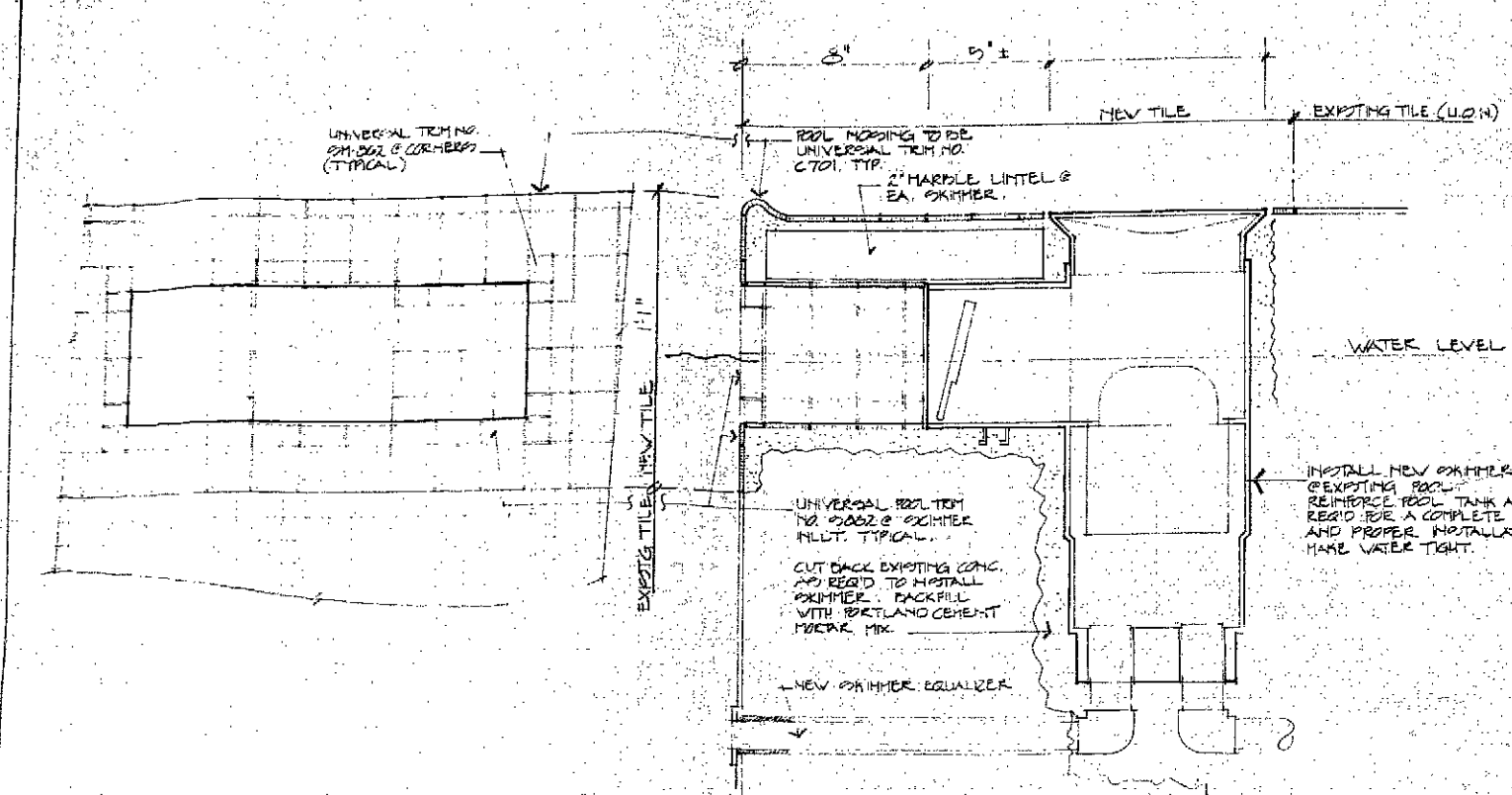
**GARRISON
MCNEIL &
ASSOCIATES**
ARCHITECTS - PLANNERS

CONTRACT NO. 03-93-04
DATE 03-18-83 SCALE AS SHOWN NN
Title

DETAILS

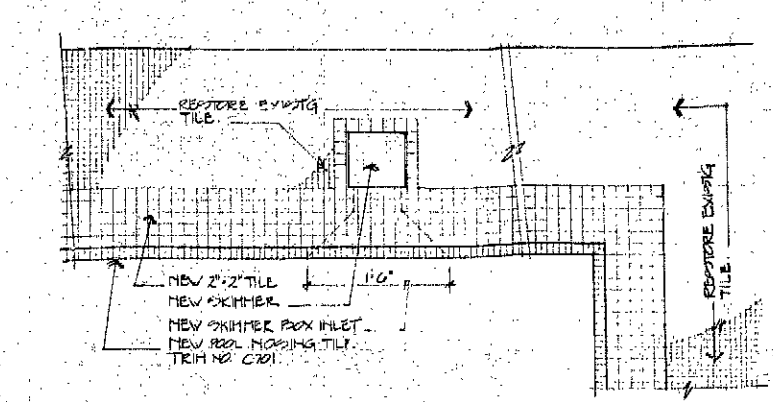
Drawing No. A-22



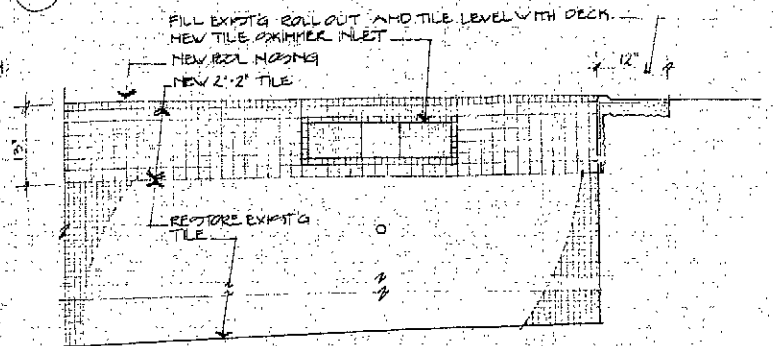


1 ELEVATION - SKIMMER BOX
SCALE: 3/4" = 1'-0"

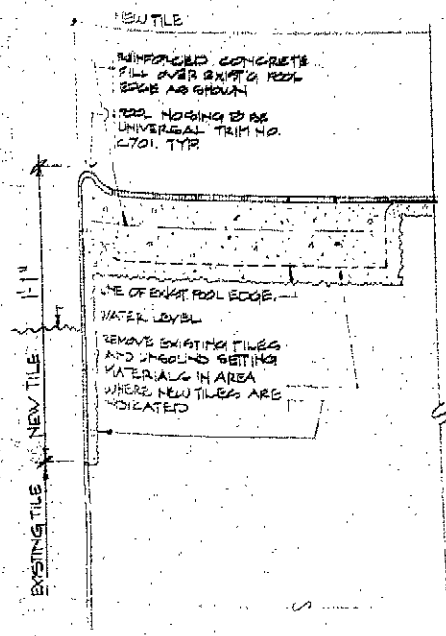
2 SECTION THROUGH SKIMMER BOX
SCALE: 3/4" = 1'-0"



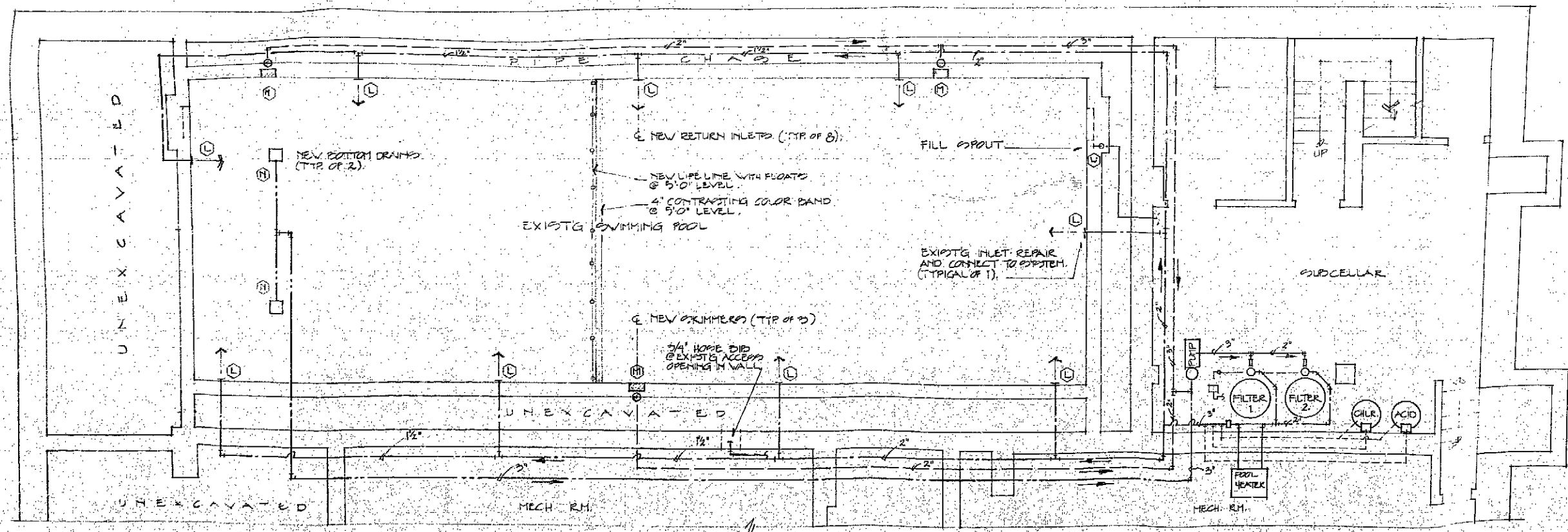
3 PLAN DETAIL OF POOL DECK



4 ELEVATION OF POOL WALL (PARTIAL)




5 SECTION DETAIL @ POOL EDGE



SWIMMING POOL - PIPING SCHEMATIC
SCALE: 1/4" = 1'-0"

DEPARTMENT OF BUILDINGS
BOROUGH MANHATTAN
NO. 100683048
SHEETS FILED
ORIGINAL APPROVED
DATE: APR 4 1994
EXHIBIT 123

CARRISON McNEIL & ASSOCIATES
ARCHITECTS - PLANNERS
12 WEST 126th ST
NEW YORK, NY 10032
212-227-0400



CONTRACT NO. 03-93-04
DATE SCALE DRAWN BY
AS NOTED FJP

Title
Drawing No.

A23

GENERAL NOTES

- THIS SWIMMING POOL FACILITY SHALL BE DESIGNED, CONSTRUCTED AND MAINTAINED IN ACCORDANCE WITH THE NEW YORK STATE SANITARY CODE, CHAPTER 1, PART 2 AND BULLETINS 27 AND 31 OF THE NEW YORK STATE DEPARTMENT OF HEALTH, AND IN ACCORDANCE WITH ARTICLE 165 OF THE NYC ADMINISTRATIVE CODE.
- THE FOLLOWING ITEMS SHALL BECOME A PART OF THE ARCHITECTURAL SPECIFICATIONS REGARDING CONSTRUCTION OF THE SANITARY FACILITIES.
 - ALL PARTITIONS AND CEILINGS SHALL HAVE A FINISH THAT IS IMPERVIOUS TO MOISTURE.
 - FLOORS SHALL BE NON-SLIP, IMPERVIOUS TO MOISTURE, FREE FROM CRACKS AND JOINTS AND SLOPED TO THE FLOOR DRAINS AT A MINIMUM OF 1/8 INCH PER FOOT.
 - THE JUNCTION BETWEEN THE WALLS, PARTITIONS AND FLOORS SHALL BE SEALED.
 - WATER CLOSETS AND URINALS TO BE WALL HUNG. THE SEAT FOR THE WATER CLOSET SHALL HAVE A SPLIT FRONT.
 - SHOWER CURTAINS SHALL BE OF PLASTIC OR PLASTIC COATED.
 - SHOWERS SHALL BE EQUIPPED WITH HOT WATER BETWEEN 90 TO 110 DEGREES F WITH AUTOMATIC MIXING VALVES TO PREVENT SCALDING AND WITH A MINIMUM FLOW OF 3 GALLONS PER MINUTE PER SHOWER HEAD.
 - WALL MOUNTED LIQUID SOAP DISPENSERS SHALL BE INSTALLED AT THE SHOWERS AND LAVATORIES. THE COMMON USE OF BAR SOAP IS STRICTLY PROHIBITED.
 - WASTE RECEPTACLES SHALL BE PROVIDED IN ALL TOILET ROOMS. SUITABLE SANITARY NAPKIN RECEPTACLES SHALL BE PROVIDED IN THE FEMALE TOILET ROOMS.
- THE FOLLOWING APPLIES TO THE SWIMMING POOL AND SURROUNDING DECK AREA.
 - ALL WALKS AND DECKS SHALL BE SMOOTH, NON-SLIP, IMPERVIOUS TO MOISTURE AND SLOPED AWAY FROM THE BACK OF THE POOL. DECK DRAINS AT 1/8 INCH PER FOOT. NO ASPHALT OR TERRAZZO SURFACES ARE PERMITTED. CARPETING OF ANY TYPE IS PROHIBITED.
 - PROVIDE 3/4 INCH HOSE BIBS WITH APPROVED VACUUM BREAKERS SO LOCATED THAT ALL PARTS OF THE POOL DECK CAN BE REACHED AND CLEANED WITH A FIFTY FOOT HOSE OR AS NOTED ON THE PLANS.
 - NO REFRESHMENTS OF ANY KIND SHALL BE SERVED IN THE POOL AREA.
 - A PROMINENTLY LOCATED SIGN SHALL BE POSTED INDICATING THE FOLLOWING INFORMATION:
 - THE MAXIMUM NUMBER OF PEOPLE WITHIN THE POOL ENCLOSURE IS 64 PERSONS.
 - THE MAXIMUM NUMBER OF PEOPLE IN THE POOL AT ANY GIVEN TIME IS 64 PERSONS.
 - THE FOLLOWING SIGNS SHALL BE PROMINENTLY POSTED AT THE SHOWER AND/OR POOL AREA:
 - "LIFEGUARD AT POOL SIDE."
 - "ALL PERSONS MUST SHOWER BEFORE ENTERING THE POOL."
 - "PERSONS WITH INFLAMED EYES, NASAL OR EAR DISCHARGE, BACK OR OTHER EVIDENT SKIN OR BODILY INFECTIONS SHALL BE EXCLUDED FROM THE POOL."
 - "NO ONE IS PERMITTED IN THE POOL WHEN THE LIFEGUARD IS NOT AT THE POOL SITE."
 - "NO DOGS OR PETS ALLOWED IN POOL."

- THE POOL BOTTOM SHALL HAVE A NON-SLIP SURFACE FINISH AND SHALL PITCH A MAXIMUM OF ONE INCH IN 12 INCHES IN THE SWIMMING AREA TO A DEPTH OF FIVE FEET.
 - PROVIDE PERMANENT TYPE DEPTH MARKERS APPROXIMATELY EVERY TEN FEET OR AS NOTED ON THE PLANS, MARKING THE POOL DEPTHS, DIVING DEPTHS AND BREAK POINTS ON THE POOL WALLS AND POOL DECK. THE DEPTH MARKERS SHALL BE IN NUMERALS OF 4 INCHES MINIMUM HEIGHT AND OF A COLOR CONTRASTING WITH THE BACKGROUND. WHERE DIVING BOARDS ARE NOT INSTALLED AND WITH POOLS LESS THAN 8 FEET DEEP, PROMINENT NO DIVING SIGNS SHALL BE DISPLAYED.
 - SAFETY HAND HOLES SHALL BE PROVIDED IN THE FORM OF A BULL NOSE COPING NOT MORE THAN NINE INCHES ABOVE THE NORMAL WATER LEVEL.
 - A FOUR INCH WIDE STRIPE OF CONTRASTING COLOR SHALL BE LOCATED ALONG THE TOP AND FRONT LEADING TREAD EDGE OF ALL PROJECTING POOL STEPS AND ON THE FLOOR AND WALLS OF THE POOL AT THE FIVE FOOT DEEP "BREAKFRONT".
 - EXISTING 3" DEEP POOL GUTTER TO BE BACKFILLED WITH PORTLAND CEMENT MORTAR AND NEW TILE ON CEMENT TILE SETTING BED AS PER DRAWING DETAILS.
 - CONTROL JOINTS AT THE POOL DECK SHALL BE SEALED WITH A THICK OR EQUAL TYPE SEALANT TO PREVENT THE ENTRY OF ANY MOISTURE OR WATER. UNLESS OTHERWISE NOTED ON THE PLANS A MINIMUM OF FOUR HYDROSTATIC RELIEF VALVES SHALL BE INSTALLED AT THE DEEP END OF THE POOL.
 - A FLOATING POLYETHYLENE LINE WITH PLASTIC FLOATS SHALL BE PROVIDED AT THE FIVE FOOT DEPTH BREAKPOINT.
- THE FOLLOWING APPLIES TO THE SWIMMING POOL HYDRAULICS:
- THE PIPING IS SHOWN PARTIALLY DIAGRAMMATIC AND IS INTENDED TO GUIDE THE CONTRACTOR IN INSTALLING THE PIPING IN THE FIELD. THE ARRANGEMENT OF PIPING AND EQUIPMENT SHALL BE AS SHOWN ON THE PLANS AND AS REQUIRED TO PROVIDE PROPER OPERATING AND MAINTENANCE SPACE AND WITH ADOQUATE HEADROOM.
 - ALL PRESSURE LINES SHALL BE HYDROSTATICALLY TESTED AT 1-1/2 TIMES WORKING PRESSURE FOR A PERIOD OF TWO HOURS. GRAVITY LINES SHALL BE GIVEN A GRAVITY PRESSURE TEST. ALL LEAKS MUST BE REPAIRED AND OTHER PIPING RETESTED FOR ANOTHER TWO HOUR PERIOD.
 - COLOR CODING OF ALL EXPOSED PIPING WITH IN THE FILTER EQUIPMENT ROOM SHALL BE IN ACCORDANCE WITH THE COLOR CODE SCHEDULE ON THIS DRAWING.
 - ALL VALVES SHALL BE PROPERLY SUPPORTED AND TAGGED IN ACCORDANCE WITH THE VALVE SCHEDULE. THE VALVE TAGS SHALL BE OF 2 INCH DIAMETER BRASS OR CYCLOC PLASTIC AND ATTACHED TO THE VALVE WITH BRASS "S" HOOKS OR PLASTIC TIE STRAPS.
 - ALL PIPING UNLESS OTHERWISE NOTED, SHALL BE RIGID SCHEDULE 40 PVC. POLYVINYL CHLORIDE PIPE EXCEPT THAT ALL PIPING UNDER THE POOL SHALL BE RIGID SCHEDULE 80 PVC. ANY METAL PIPING USED BELOW GRADE SHALL BE GIVEN TWO COATS OF BITUMASTIC PAINT.
 - THE FITTINGS FOR THE PVC PIPING SHALL BE SCHEDULE 40 PVC OR SCHEDULE 80 PVC, UNDER THE POOL SHALL BE SOLVENT CEMENTED.

- ALL VALVES 2-1/2 INCHES AND LARGER SHALL BE OF THE BUTTERFLY TYPE. ALL VALVES TWO INCHES AND SMALLER SHALL BE GATE VALVE TYPE, BALL VALVE TYPE OR BUTTERFLY TYPE.
 - THE BOTTOM SUCTION DRAIN GRATE SHALL HAVE OPENINGS LESS 1/2" WATER RETURN INLETS SHALL BE AS NOTED ON THE PLANS. INLETS SHALL BE ADJUSTABLE AND DIRECTIONAL.
 - THE DOMESTIC WATER FILL LINE SUPPLY SHALL BE SEPARATED FROM THE TOP OF THE POOL DECK BY AN APPROVED TYPE SIX INCH AIR BREAK.
 - EACH SKIMMER SHALL BE EQUIPPED WITH AN EQUALIZER LINE AND A REMOVABLE BASKET WITH AN AREA AT LEAST TEN TIMES THE SKIMMER SUCTION PIPE AREA.
 - A PIPING SCHEMATIC BEHIND GLASS OR ENCAPSULATED IN A CLEAR PLASTIC LAMINATE SHALL BE MOUNTED ON THE WALL OF THE FILTER ROOM IN A PROMINENT PLACE SHOWING EACH VALVE, ITS FUNCTION, NUMBER AND APPROPRIATE LOCATION.
 - THE CONTRACTOR SHALL PROVIDE A COMPREHENSIVE SET OF OPERATING INSTRUCTIONS AND SERVICE INSTRUCTIONS FOR ALL EQUIPMENTS AND FOR ALL POOL FUNCTIONS DESIGNED FOR THE CAPABILITIES OF A YOUNG LIFE GUARD OR MAINTENANCE TECHNICIAN.
 - ALL PRESSURE AND VACUUM GAUGES SHALL BE SET AT THE SAME ELEVATION.
- THE FOLLOWING ITEMS APPLY TO THE SWIMMING POOL ELECTRICAL SYSTEM:
- THE CHEMICAL FEED EQUIPMENTS SHALL BE ELECTRICALLY INTERLOCKED WITH ITS RESPECTIVE FILTRATION PUMP MOTOR.
 - ALL ELECTRIC MOTORS, UNDERWATER LIGHTS, ABOVE GRADE DECK LIGHTS AND ALL OTHER ELECTRICAL EQUIPMENT SHALL BE EQUIPPED WITH GROUND FAULT INTERRUPTERS IN ACCORDANCE WITH THE LATEST EDITION OF THE NATIONAL BOARD OF FIRE UNDERWRITERS, THE NATIONAL ELECTRIC CODE AND WITH THE UNDERWRITERS LABEL OF CERTIFICATION.
 - ALL WIRING AND GROUNDING OF ALL DECK EQUIPMENT AND EQUIPMENT SHALL BE IN ACCORDANCE WITH THE LATEST EDITION OF THE NATIONAL BOARD OF FIRE UNDERWRITERS, THE NATIONAL ELECTRIC CODE AND ALL LOCAL ELECTRICAL CODES HAVING LOCAL JURISDICTION.
- THE SWIMMING POOL FACILITY SHALL NOT BE UTILIZED UNTIL SUCH TIME THAT AN OPERATING PERMIT HAS BEEN ISSUED BY THE DEPARTMENT OF HEALTH HAVING JURISDICTION.
- ALL WORK INDICATED ON THE PLANS AND IN THESE GENERAL NOTES SHALL BE COMPLETED IN STRICT ACCORDANCE WITH THESE PROVISIONS WITH AND ALL LOCAL CODES AND ORDINANCES.

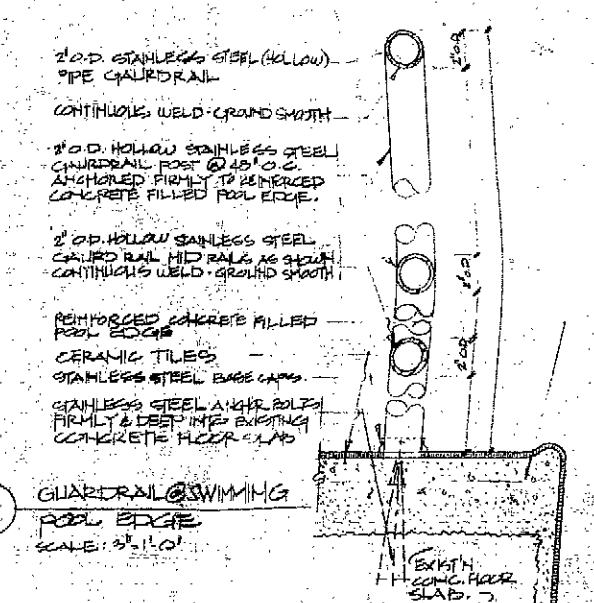
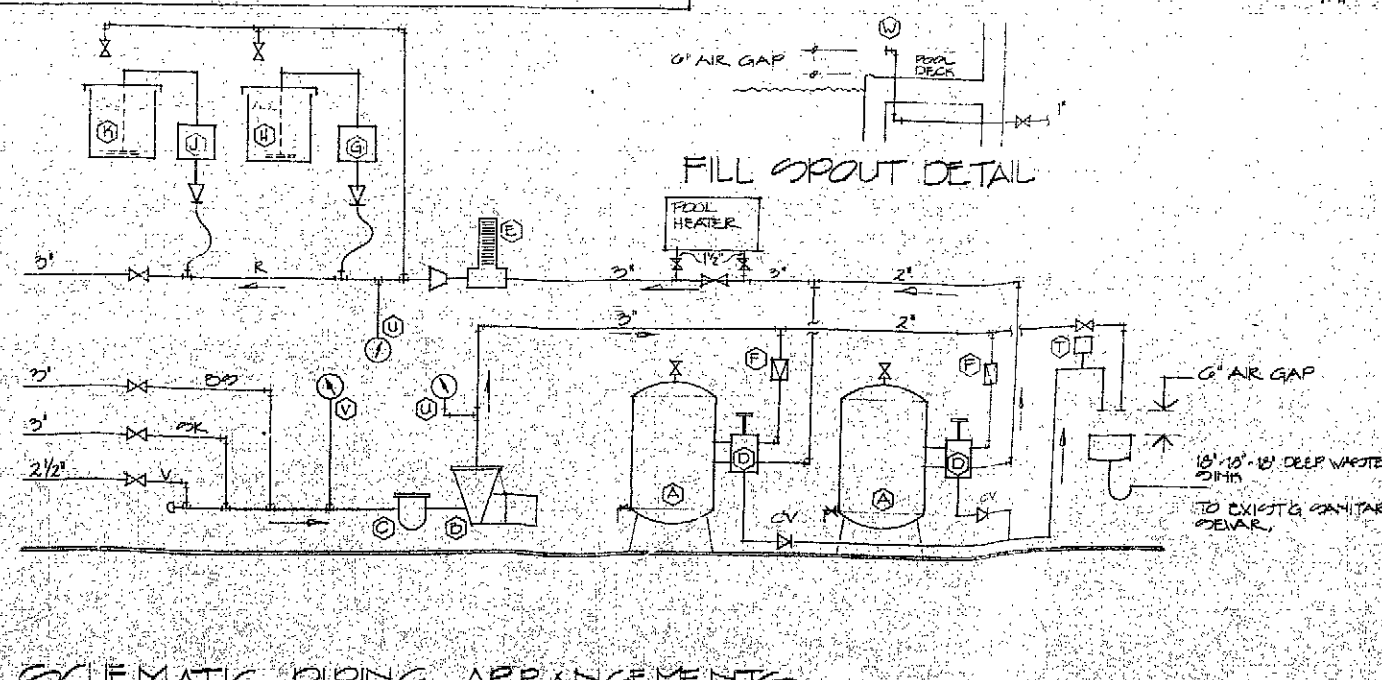
MANUFACTURER'S DATA SCHEDULE			
NO	DESCRIPTION	VENDOR	MODEL
A	FILTER (HIGH RATE)	FRIDDOCH	6702-15
B	PUMP (POOL FILLING)	STA RITE INC	DMH 3HP
C	HAIR & LINT STRAINER	STA RITE INC	P10
D	MULTI-PORT VALVE	HAYWARD CO.	26-1069 (2)
E	FLOW METER	MEC-O-MATIC	250 (2, 2" Ø)
F	FLOW REGULATOR	GRANDOLD CO.	1978
G	CHLORINATOR	MEC-O-MATIC	MODEL 50
H	CHLORINE CROCK	MEC-O-MATIC	886-1440
I	ACID FEEDER	MEC-O-MATIC	MODEL 50
K	ACID CROCK	MEC-O-MATIC	8800
L	RETURN INLETS	HAYWARD CO.	SP-1424
M	SKIMMERS	HAYWARD CO.	SP-1052
N	BOTTOM GRATES	HAYWARD CO.	SP-1052 12" Ø
P	HYDROSTATIC VALVES	HAYWARD CO.	SP-1057/1050
Q	LADDER RAILS	EVAN CO.	
R	HAND RAILING	EVAN CO.	
S	LIFEGUARD CHAIR	KDI PARAGON	
T	EIGHT GLASSES	HAYWARD CO.	SP-1047 6"
U	PRESSURE GAUGES	AMETER CO.	26-6045-4L
V	COMPOUND GAUGE	AMETER CO.	16-3045-4L
V	FILL SPOUT	HAYWARD CO.	SP-18 1" Ø
X	HANDICAPPED LIFT		BY YMCA HAND CRANK
Y	SKIMMER VACUUM FITTING & HOSE		
Z	POOL HEATER	VERSA	CPFA 1/2" PER

DESIGN DATA SCHEDULE	
AREA IN SQUARE FEET	1,200
VOLUME IN GALLONS	49,000
PERIMETER IN LINEAL FT	160
TURNOVER RATE IN HOURS	6
FILTER TYPE - HIGH RATE	SAND
FILTER DESIGN RATE G/M/Ø	
RECIRCULATION RATE G/M	120
FILTER AREA SUPPLIED Ø	9.0
ACTUAL FILTER RATE G/M/Ø	12.2
PUMP DESIGN FLOW G/M	120
PUMP TOTAL HEAD IN FT.	
PUMP MOTOR HORSE POWER	3 HP

HYDRAULIC ANALYSIS					
LINE SIZE (IN)	LENGTH (FT)	FLOW (GPM)	UNIT LOSS FT/100	TOTAL LOSS FT	VEL. FT/SEC
DUCTION 3"	100'	120	3.29	3.29	3.2
RETURN 3"	10'	120	3.29	.33	3.2
2"	20'	60	6.53	1.31	5.7
2"	20'	45	2.53	.77	4.3
1 1/2"	20'	30	5.17	1.03	4.7
1 1/2"	20'	15	7.41	.28	2.4
SUBTOTAL					7.01 FT
25% ALLOWANCE FOR VALVES, FITTINGS ETC.					1.75
2 PSI ALLOWANCE FOR INLETTFITTING					4.62
2 PSI ALLOWANCE FOR HEATER LOSS					4.62
TOTAL					18.00 FT.

STA RITE DMH 3 HP PUMP
GPM VS. 20 FT. TDH
SYSTEM LOSS 18 FT.
PRESSURE AVAILABLE FOR FILTER 92 FT. = 22.4 PSI

COLOR CODE SCHEDULE	
POTABLE WATER	DARK BLUE
FILTERED WATER	AQUA
SKIMMER RETURN	OLIVE GREEN
HAN DRAIN	BLACK
CHLORINE LINE	YELLOW
ACID LINE	PINK
BACKWASTE WASTE	DARK BROWN
SEWER (POOL DRAIN)	DARK GREY
DECK DRAINS	LIGHT BROWN
WELL WATER	RED



DEPARTMENT OF BUILDINGS
BOROUGH MANHATTAN
NO. 100683045
SHEETS FILED
ORIGINAL APPROVED
APR 14 1994
DATE
SUBMITTAL

CLIENT:
YMCA OF GREATER NEW YORK
333 SEVENTH AVENUE, 15TH FLOOR
NEW YORK, NEW YORK 10001

HARLEM YMCA
180 WEST 115TH STREET
NEW YORK, NEW YORK 10030

MECHANICAL ENGINEER:
HARDIE & ASSOCIATES
238 BROADWAY, 6TH FL.
NEW YORK, NEW YORK 10003

STRUCTURAL ENGINEER:
MAHENDRA SHEETH
8 WEST 40TH ST., RM. 1607
NEW YORK, NEW YORK 10018

GARRISON McNEIL & ASSOCIATES
ARCHITECTS-PLANNERS

172-173 126th St.
SUNNYVALE, NY 11372
718-277-0910

CONTRACT NO. 03-93-04
DATE: NONE
Title: POOL
Drawing No. A24

**HARLEM YMCA
JACKIE ROBINSON
YOUTH CENTER**

RENOVATION

111 WEST 157th STREET
NEW YORK, N.Y. 10030

DEPARTMENT OF
BUILDINGS
BOROUGH MANHATTAN
NO. 100683048
SHEETS FILED
ORIGINAL
APPROVED

DATE: 5/21/78
BY: [Signature]
WITHOUT L&P

CLIENT:

YMCA OF GREATER NEW YORK
333 SEVENTH AVENUE, 15TH FLOOR
NEW YORK, NEW YORK 10001

HARLEM YMCA
110 WEST 157th STREET
NEW YORK, NEW YORK 10030

MECHANICAL ENGINEER:
HARDIE & ASSOCIATES
434 BROADWAY, 6TH FL.
NEW YORK, NEW YORK 10003

STRUCTURAL ENGINEER:
MAHENDRA SHEETH
1 WEST 40th ST., 8th FL.
NEW YORK, NEW YORK 10018

**GARRISON
MCNEIL &
ASSOCIATES**

ARCHITECTS - PLANNERS

175 West 12th St.
New York, N.Y. 10011
212-222-8700

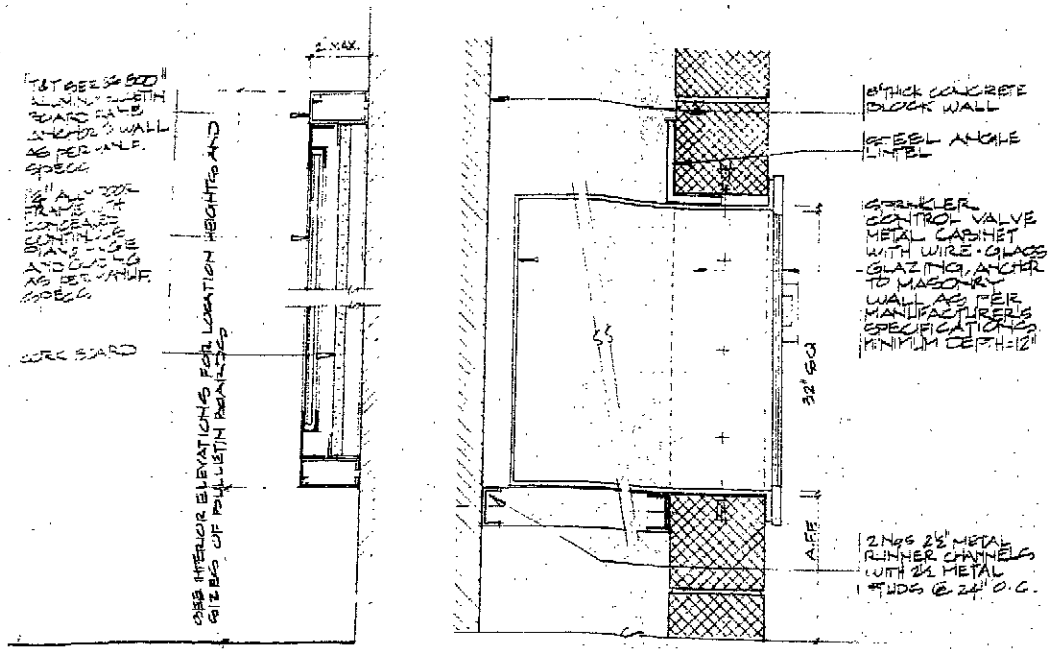


CORAL NO. 05-93 CA
DATE: 5.25.78 SCALE: AS SHOWN DRAWN: NAL
Title

DETAILS

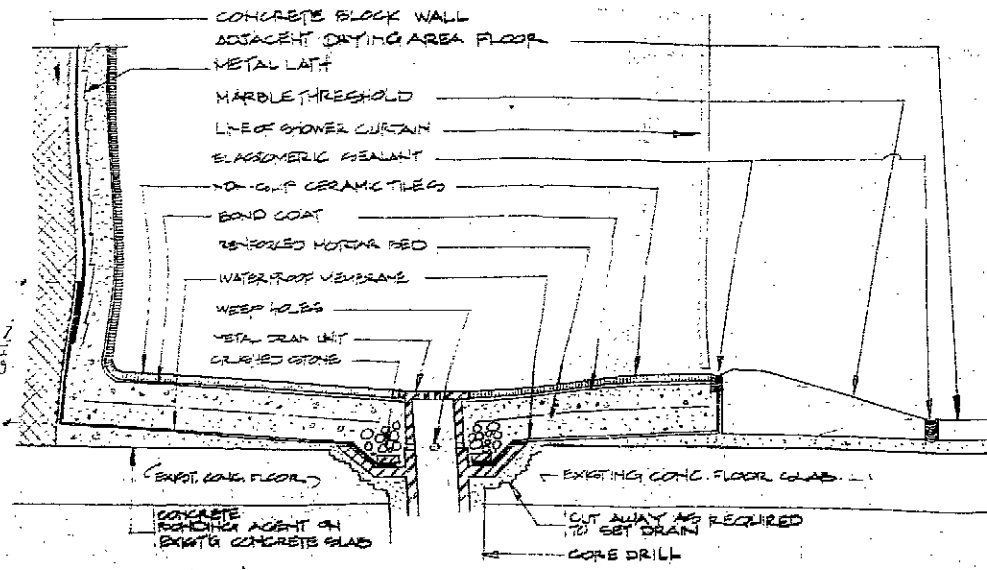
Drawing No.

A25

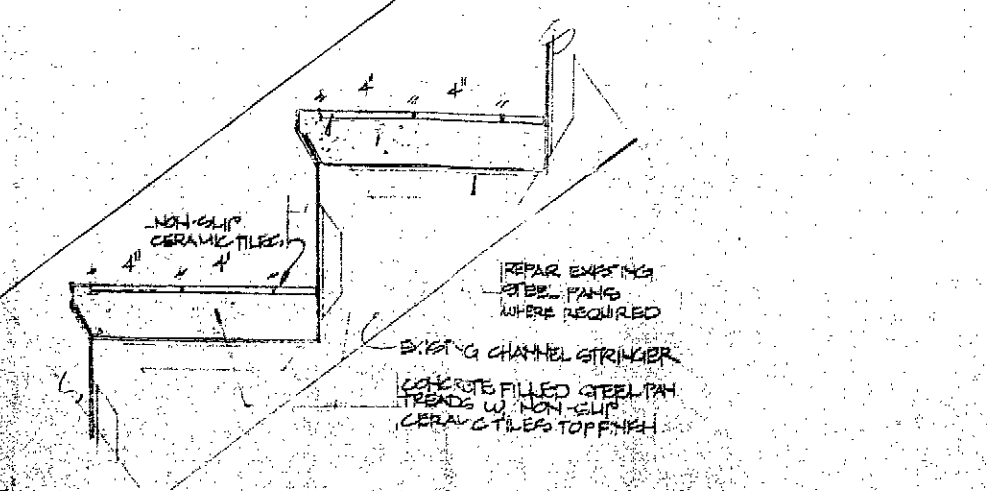


1 SURFACE MOUNTED BULLETIN BOARD
SCALE: 3/4" = 1'-0"

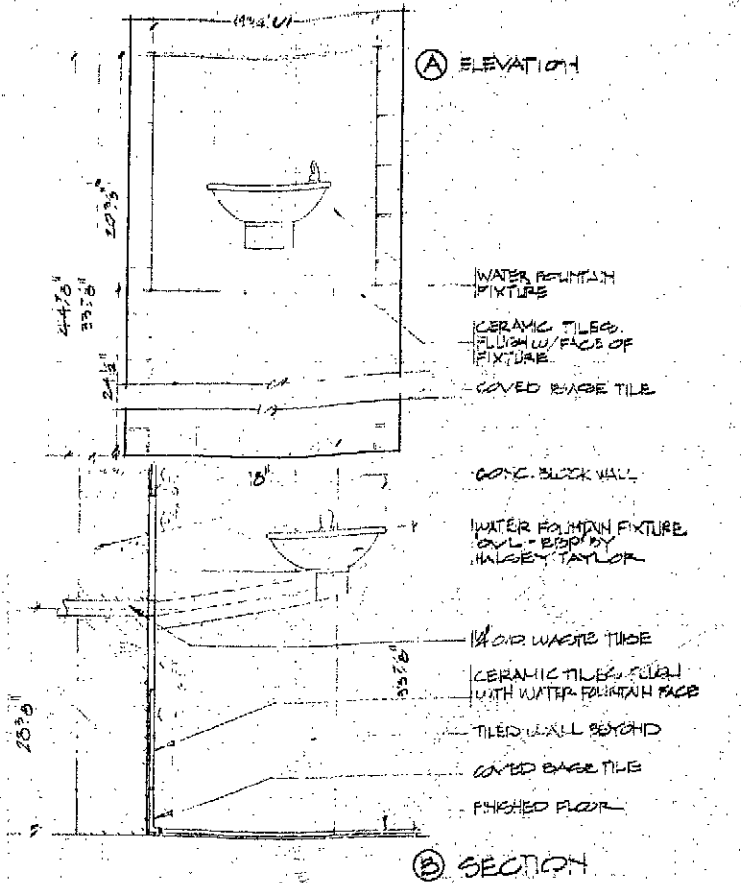
2 SPRINKLER CONTROL VALVE CABINET
SCALE: 3/4" = 1'-0"



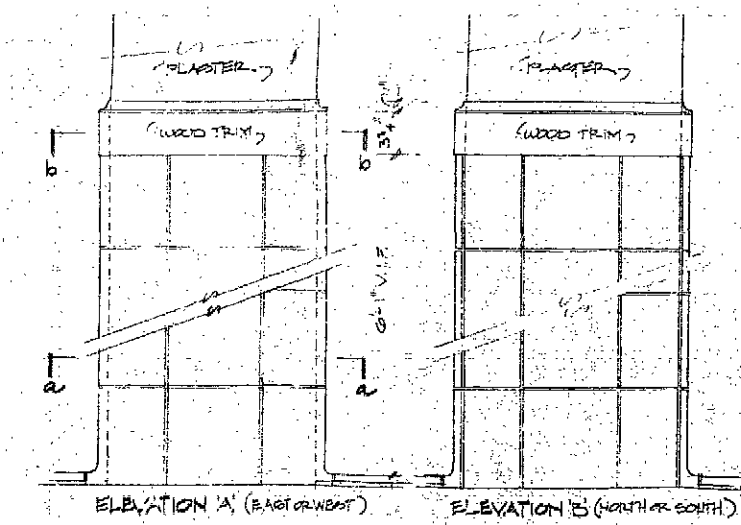
2 SHOWER BASE AND DRAIN DETAIL
SCALE: 3/4" = 1'-0"



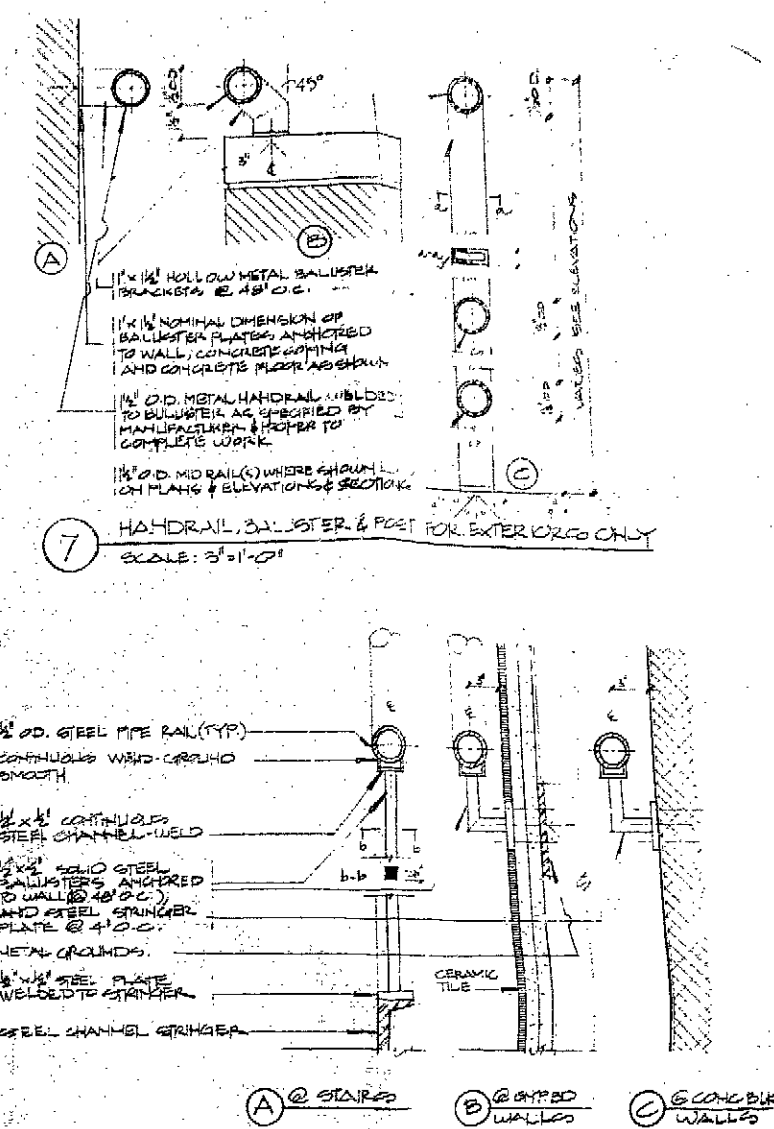
3 DETAIL OF TILE TREADS @ EXISTING FAN STAIRS
SCALE: 3/4" = 1'-0"



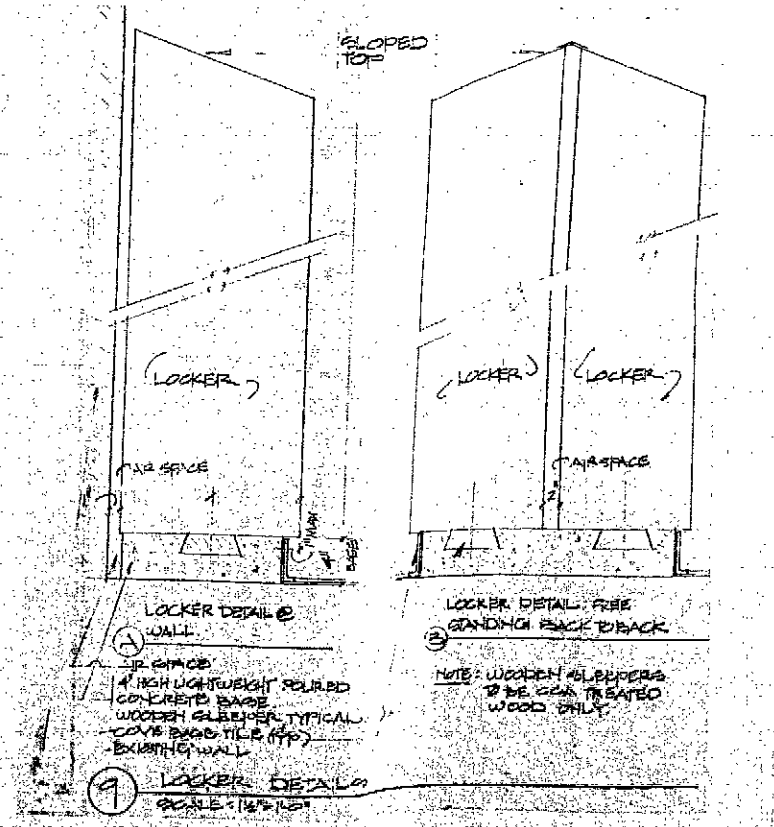
5 SINGLE WALL MOUNTED DRINKING FOUNTAIN WITH REMOTE CHILLER
SCALE: 3/4" = 1'-0"



6 DETAIL OF TILE WAINECOT @ COLUMNS
SCALE: 1/2" = 1'-0"



8 HANDRAIL, BALUSTER & POSTS FOR INTERIORS ONLY
SCALE: 3/4" = 1'-0"



9 LOCKER DETAIL @ WALL
SCALE: 1/2" = 1'-0"

**HARLEM YMCA
JACKIE ROBINSON
YOUTH CENTER**

RENOVATION

181 WEST 135TH STREET
NEW YORK, N.Y. 10030

DEPARTMENT OF
BUILDINGS
BOROUGH OF MANHATTAN
NO. 100683048
SHEETS FILED
ORIGINAL
APPROVED
APR 13 1994

DATE: *[Signature]*

CLIENT:

YMCA OF GREATER NEW YORK
333 SEVENTH AVENUE, 15TH FLOOR
NEW YORK, NEW YORK 10001

HARLEM YMCA
180 WEST 135TH STREET
NEW YORK, NEW YORK 10030

MECHANICAL ENGINEER:

HARDIE & ASSOCIATES
438 BROADWAY, 6TH FL.
NEW YORK, NEW YORK 10003


STRUCTURAL ENGINEER:

MAHENDRA SETHI
3 WEST 40TH ST., 2ND FL.
NEW YORK, NEW YORK 10018

**GARRISON
McNEIL &
ASSOCIATES**

ARCHITECTS - PLANNERS

127 W. 126th St.
N.Y.C. 10027
212.246.4100



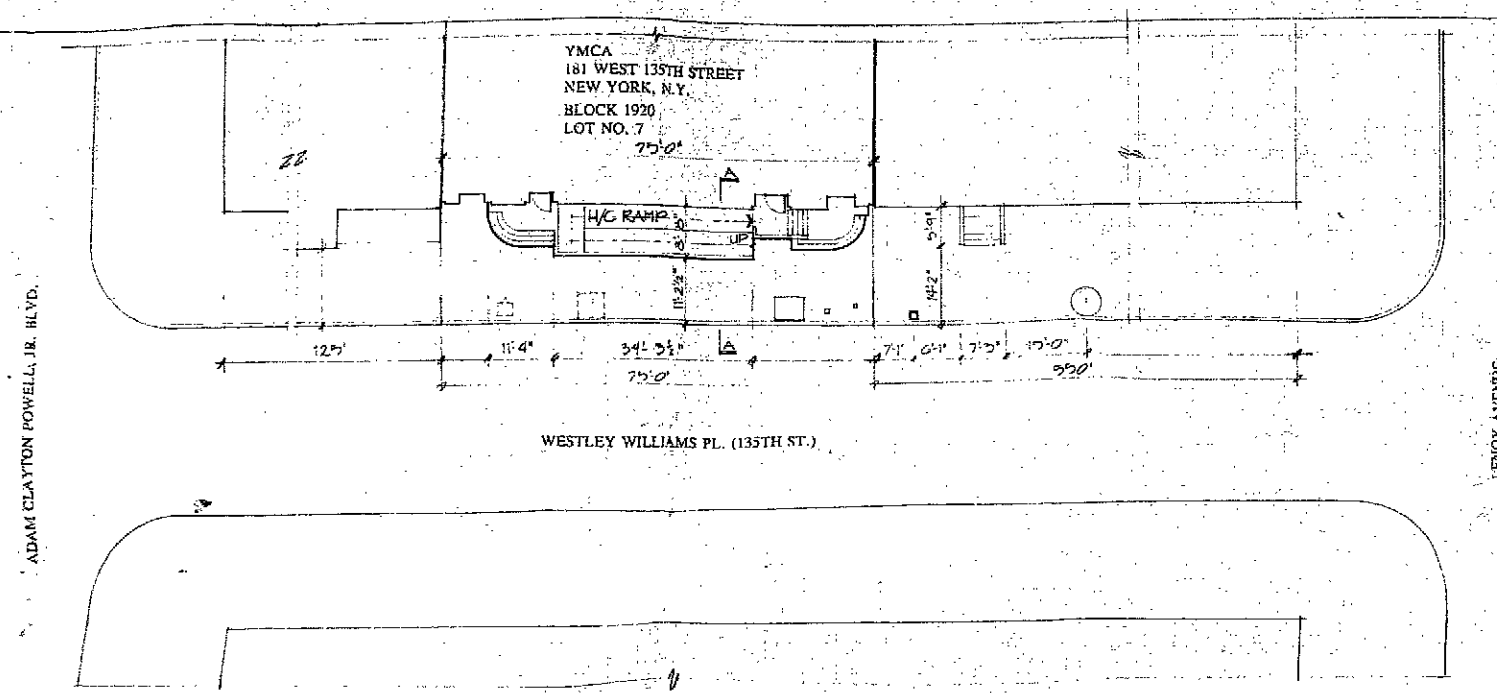
CONTRACT NO. 03-9-04
DATE: SCALE: **FOP**

Title

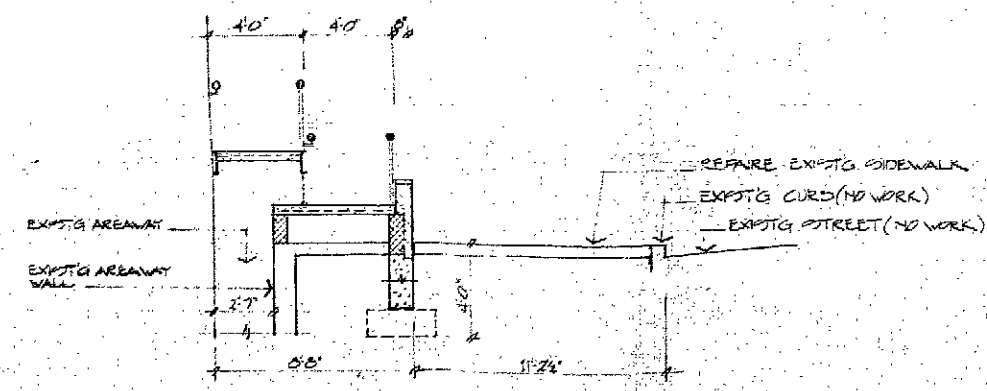
REVOCABLE
CONSENT
DRAWING

Drawing No.

RC-1



SITE PLAN
SCALE: 1/16" = 1'-0"



SECTION A-A
SCALE: 1/4" = 1'-0"

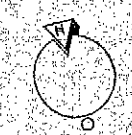
PROPOSED LOCATION OF
ACCESS RAMP
FOR PHYSICALLY
DISABLED

TO BE CONSTRUCTED IN
WESTLEY WILLIAMS PL.
BOROUGH OF MANHATTAN

TO ACCOMPANY APPLICATION
DATED: _____

BY: HARLEM YMCA
APPLICANT: YATEENDRA BHATNAGAR

TO THE:
DEPARTMENT OF
TRANSPORTATION
CITY OF NEW YORK



**HARLEM YMCA
JACKIE ROBINSON
YOUTH CENTER**

RENOVATION
181 WEST 15TH STREET
NEW YORK, N.Y. 10030

DEPARTMENT OF BUILDINGS
CITY OF MANHATTAN
NO. 100683048
SHEETS FILED
ORIGINAL
APPROVED

APR 14 1994
J. STONEY LEE

CLIENT:
YMCA OF GREATER NEW YORK
333 SEVENTH AVENUE, 15TH FLOOR
NEW YORK, NEW YORK 10001

HARLEM YMCA
180 WEST 15TH STREET
NEW YORK, NEW YORK 10030

MECHANICAL ENGINEER:
HARDIE & ASSOCIATES
838 BROADWAY, 6TH FL.
NEW YORK, NEW YORK 10003

STRUCTURAL ENGINEER:
MAHENDRA SHETH
8 WEST 40TH ST., RM. 1007
NEW YORK, NEW YORK 10018

**GARRISON
McNEIL &
ASSOCIATES**

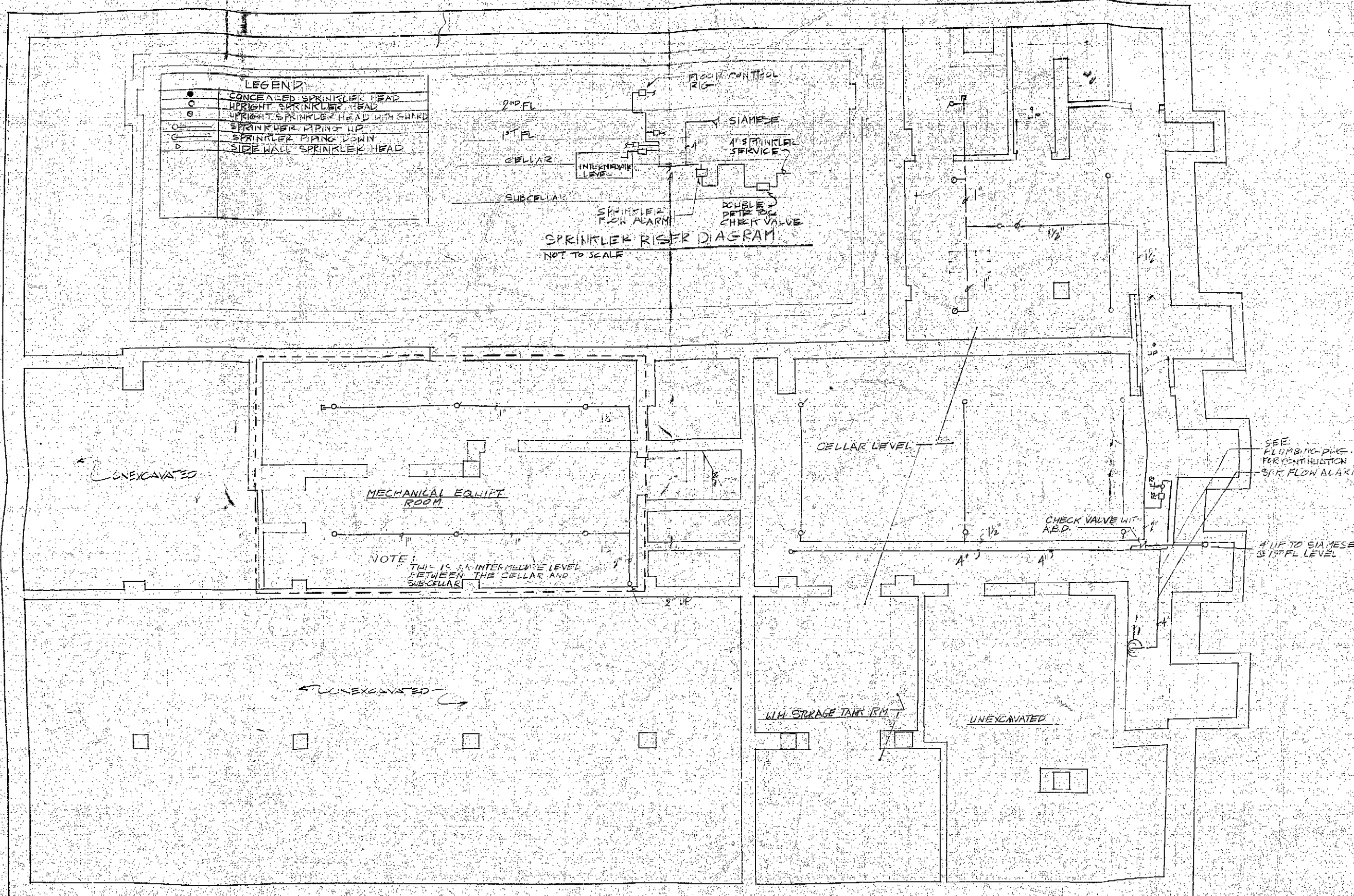
ARCHITECTS - PLANNERS
112 WEST 124TH ST.
N.Y.C. 10027
212 222-0700

100683048
DEPT. OF BLDGS.

CDRAW NO.
DATE: 8-26-93 SCALE: 1/4" = 1'-0" DRAWN:
Title: SUBCELLAR
CONSTRUCTION PLAN

Drawing No.

SP-1



**HARLEM YMCA
JACKIE ROBINSON
YOUTH CENTER**

RENOVATION

181 WEST 135TH STREET
NEW YORK, N.Y. 10030

DEPARTMENT OF
BUILDINGS
BOROUGH OF MANHATTAN
NO. 100683048
SHEETS FILED
ORIGINAL
APPROVED
APR 14 1994
DATE
J. J. LEWIS, LEA

CLIENT:

YMCA OF GREATER NEW YORK
333 SEVENTH AVENUE, 15TH FLOOR
NEW YORK, NEW YORK 10001

HARLEM YMCA
180 WEST 135TH STREET
NEW YORK, NEW YORK 10030

MECHANICAL ENGINEER:

HARDIE & ASSOCIATES
838 BROADWAY, 6TH FL.
NEW YORK, NEW YORK 10003

STRUCTURAL ENGINEER:

MAHENDRA SHETH
8 WEST 40TH ST., RM. 1007
NEW YORK, NEW YORK 10018

**GARRISON
McNEIL &
ASSOCIATES**

ARCHITECTS-PLANNERS

172 WEST 126TH ST.
N.Y.C. 30027
212 222-1700

CONTRACT NO.

DATE

SCALE

DRAWN

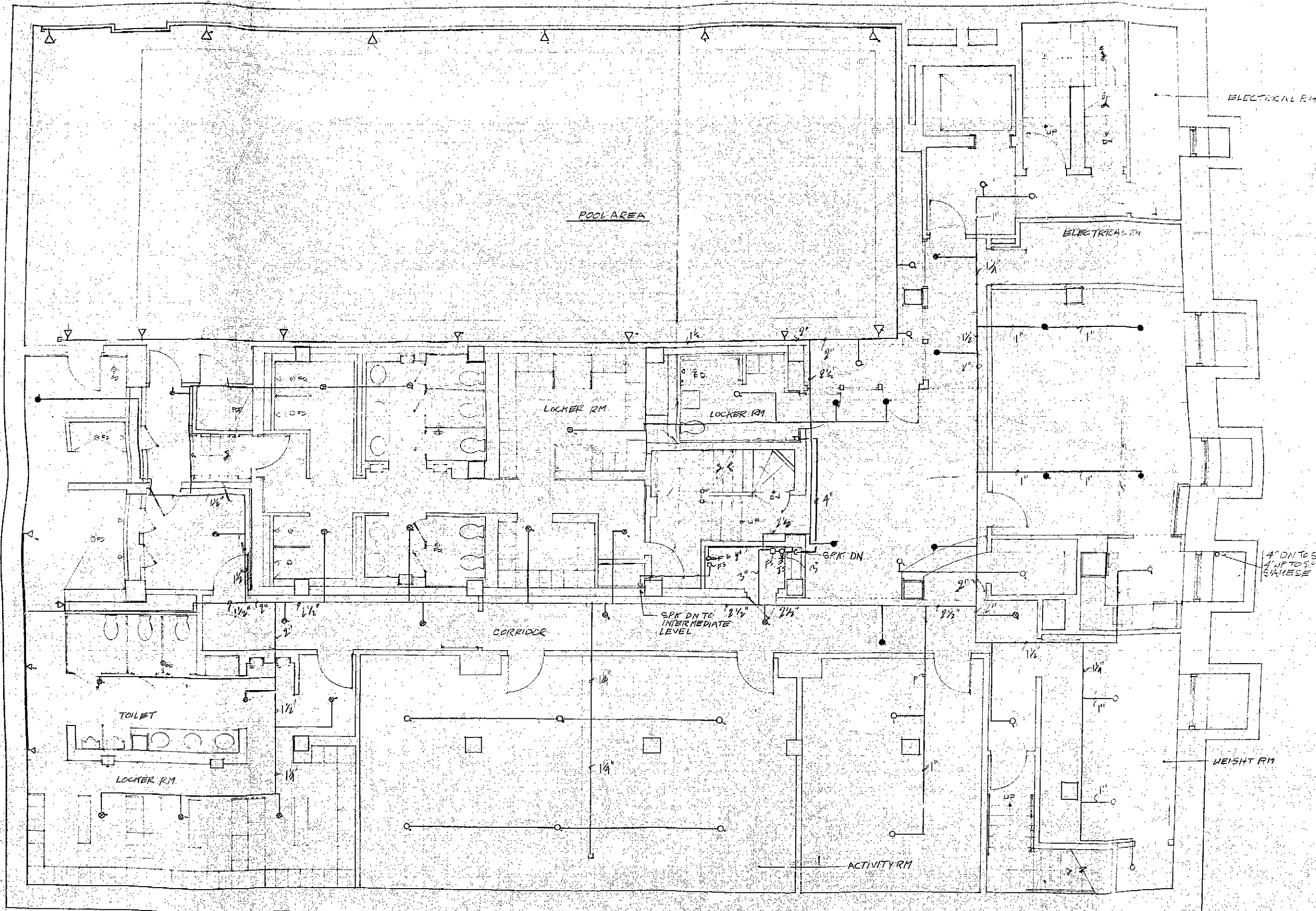
E-26-93

Title

CELLAR
CONSTRUCTION PLAN

Drawing No.

SP-2



NOTE: SPRINKLER SYSTEM TO BE HYDRAULICALLY SIZED BY SPRINKLER CONTRACTOR



**HARLEM YMCA
JACKIE ROBINSON
YOUTH CENTER**

RENOVATION

181 WEST 135TH STREET
NEW YORK, N.Y. 10030

DEPARTMENT OF
BUILDINGS
CITY OF MANHATTAN
NO. 100 023048
SHEETS FILED
ORIGINAL
APPROVED

DATE: 10/14/93
BY: [Signature]

THEORY LED

CLIENT:

YMCA OF GREATER NEW YORK
333 SEVENTH AVENUE, 15TH FLOOR
NEW YORK, NEW YORK 10001

HARLEM YMCA
180 WEST 135TH STREET
NEW YORK, NEW YORK 10030

MECHANICAL ENGINEER:

HARDIE & ASSOCIATES
838 BROADWAY, 6TH FL.
NEW YORK, NEW YORK 10003

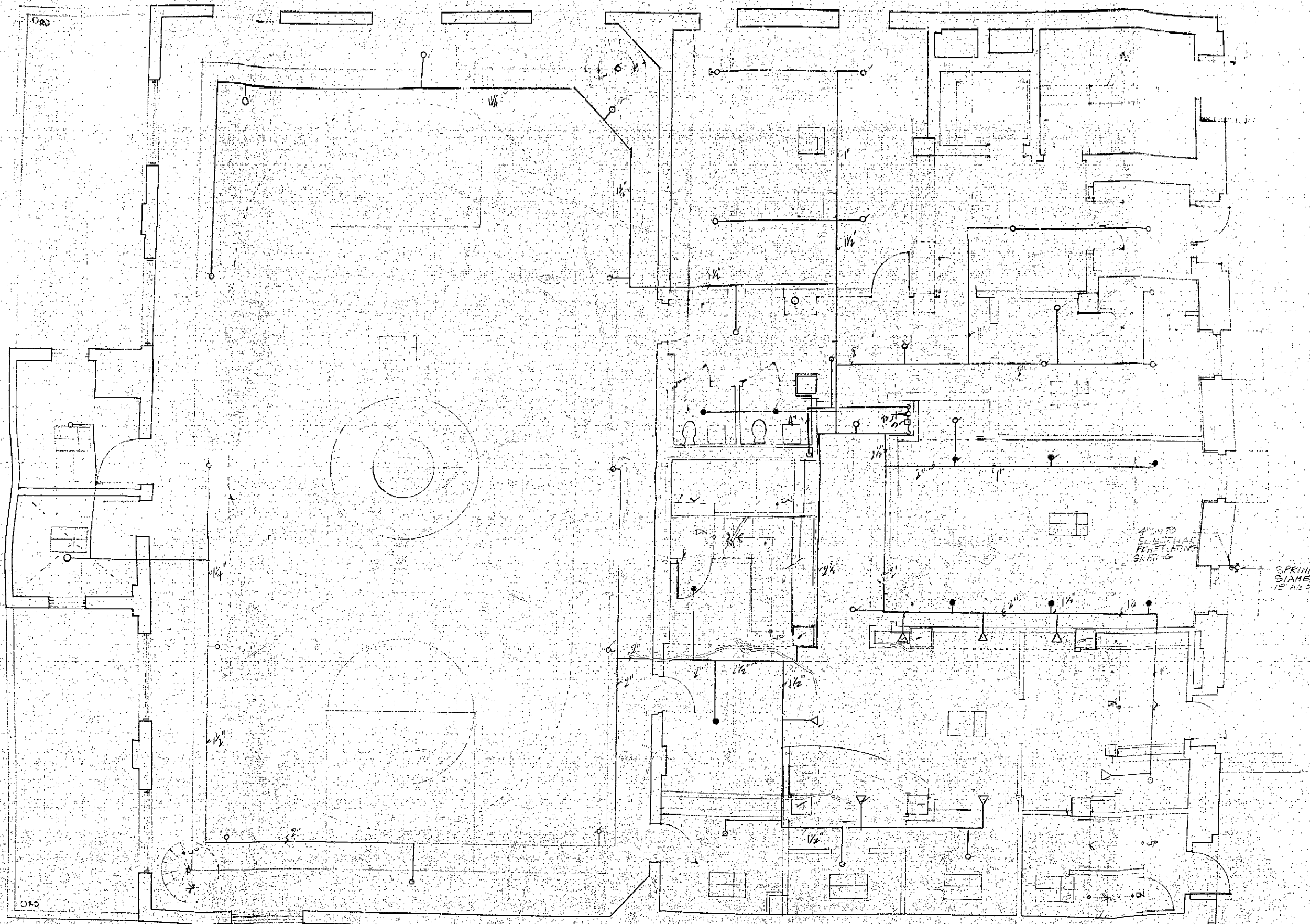
STRUCTURAL ENGINEER:

MAHENDRA SHERMA
8 WEST 40TH ST., R.M. 1607
NEW YORK, NEW YORK 10018

**GARRISON
MCNEIL &
ASSOCIATES**

ARCHITECTS PLANNERS

125 WEST 126th ST.
NEW YORK, N.Y. 10027
212-279-0769



SPRINKLER
SIAMSESE
12\"/>

CONNM NO.

DATE: 5-26-93 SCALE: DRAWN:

Title: FIRST FLOOR
CONSTRUCTION PLAN

Drawing No.: SP-3



- NOTE**
1. PROVIDE DOME STYLE AWNING AS SHOWN. AWNING SHALL BE YACRYLIMANATED OR ALUMINUM POLYESTER. FINISH TO BE 0.02 PER 50.0 VERTICAL. COLOR NOTES TO BE SELECTED BY ARCH.
 2. AWNING SHALL BE 2" WIDED AND ALL LIGHT FIXTURES 12" WIDED.
 3. AWNING CONSTRUCTION SHALL BE CONSIDERED AS PER TABLE 2 OF EXHIBIT B (SEE SHEET 200).

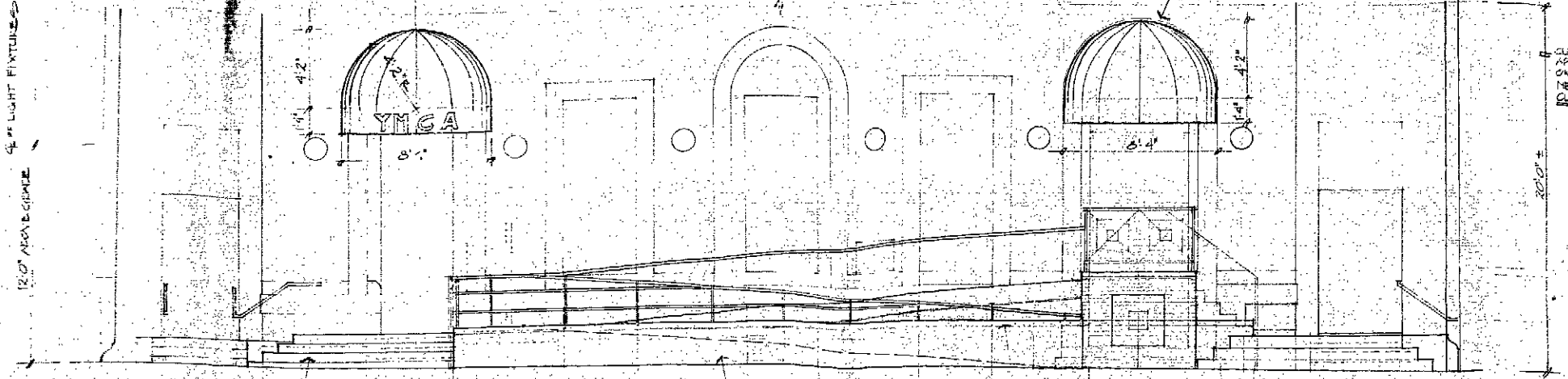
12" WIDED LIGHT FIXTURES



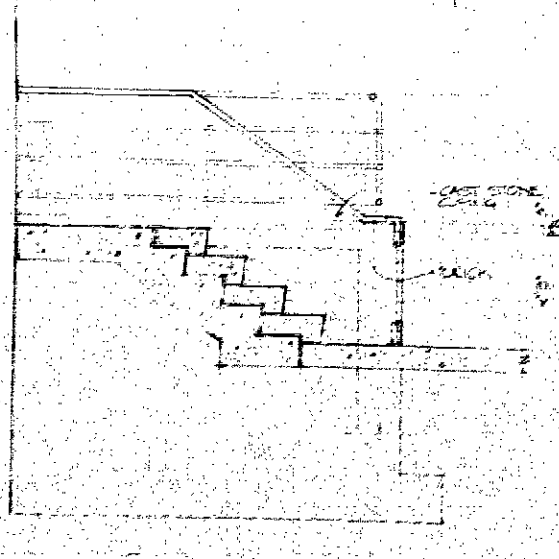
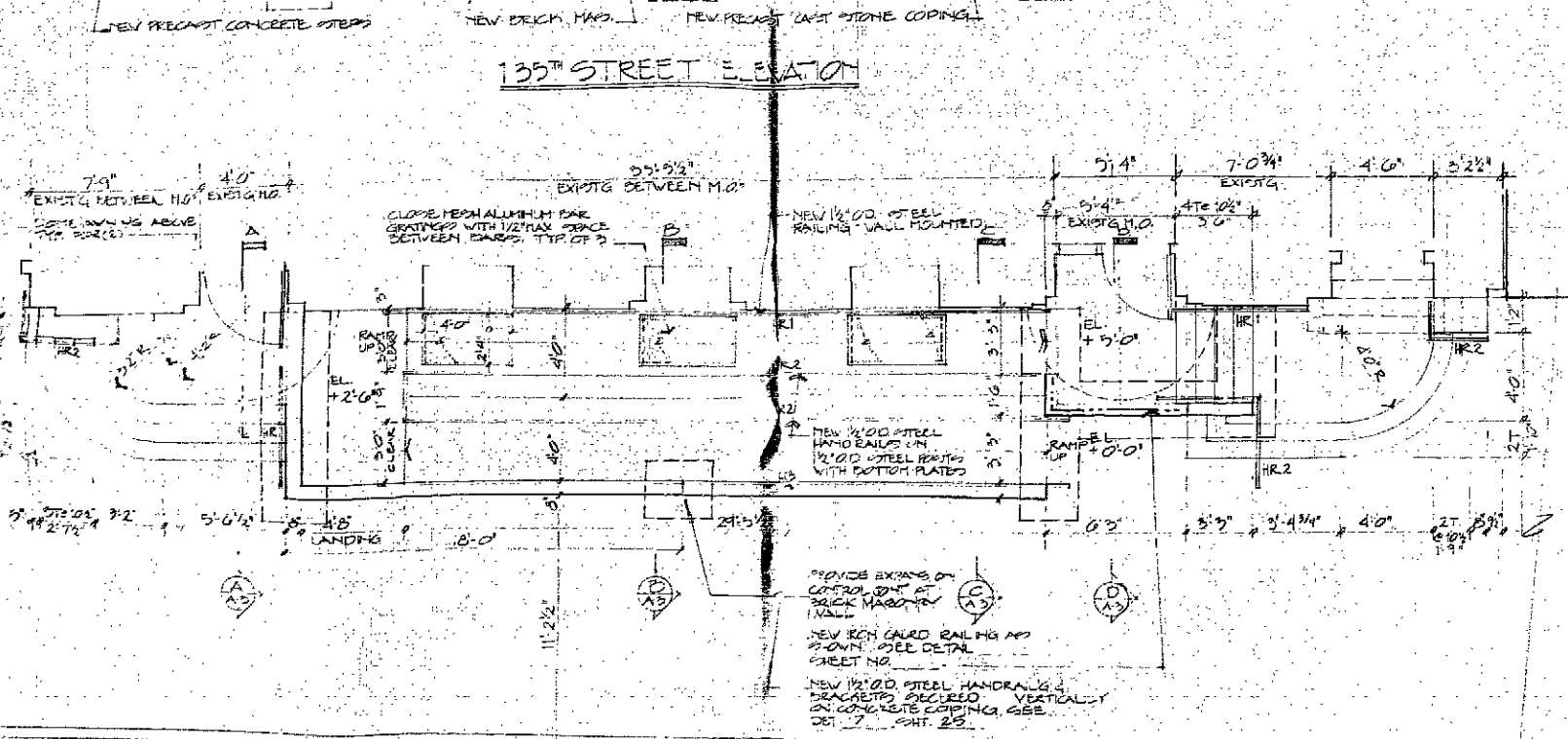
PLAN OF AWNING - FINISHING SPINES EQUALLY DISTRIBUTED - SEE NOTE

NEW FABRIC AWNING ON CORROSION PROOF METAL FRAME - TYP. OF 2

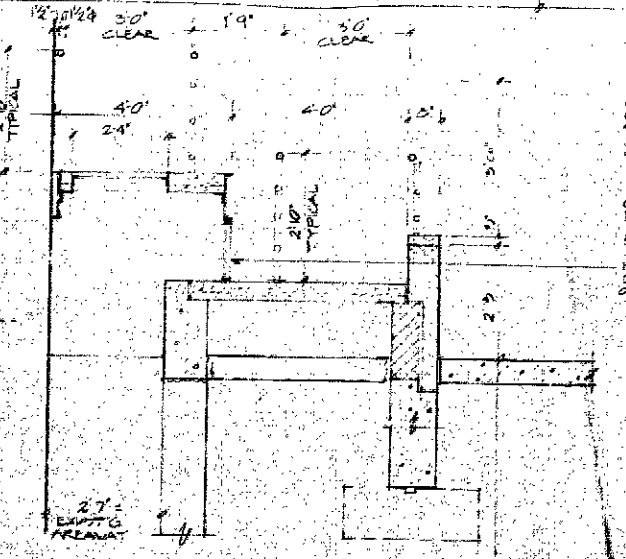
CLEAN ALL EXISTING BRICK MASONRY WITH APPROVED CRITICAL AND HIGH PRESSURE WATER ON STEAM. REMOVE GRAFFITI. TREAT ALL NEW AND EXISTING MASONRY WITH SPRAY APPLIED CLEAR GRAFFITI CONTROL PRODUCTS.



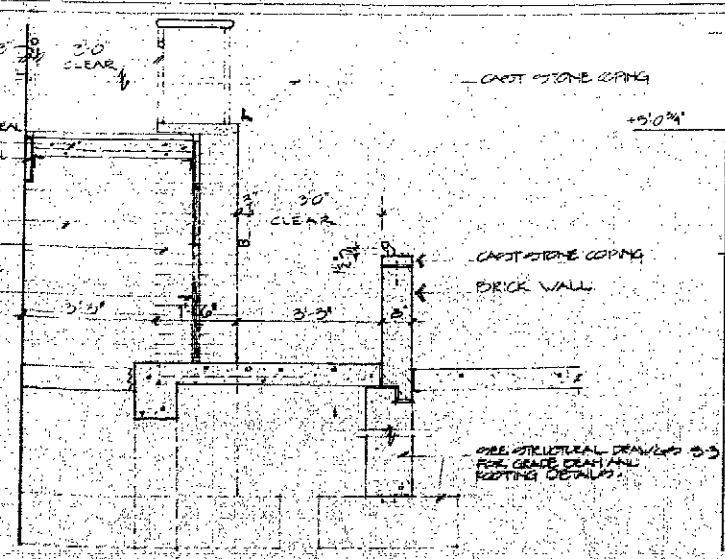
135th STREET ELEVATION



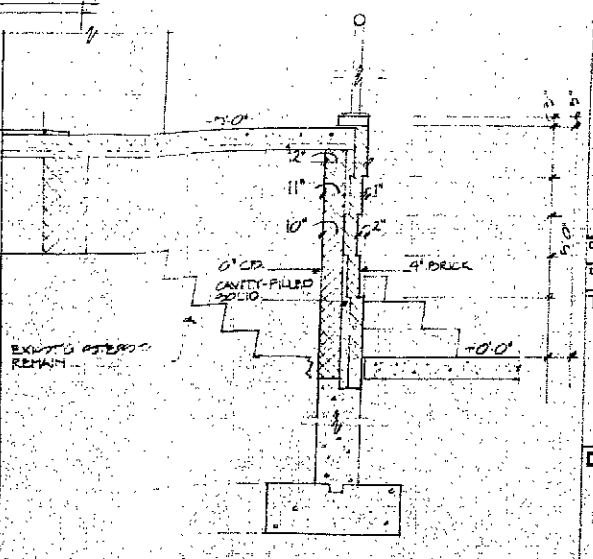
SECTION AA SCALE: 1/2" = 1'-0"



SECTION BB SCALE: 1/2" = 1'-0"



SECTION CC SCALE: 1/2" = 1'-0"



SECTION DD SCALE: 1/2" = 1'-0"

HARLEM Y.M.C.A. JACKIE ROBINSON YOUTH CENTER

RENOVATION
135 WEST 135TH STREET
NEW YORK, N.Y. 10027

DEPARTMENT OF BUILDINGS
BOROUGH OF MANHATTAN
NO. 10663048
SHEETS FILED
ORIGINAL APPROVED

DATE APR 14 1994
ANTHONY J. LEE

CLIENT:
YMCA OF GREATER NEW YORK
333 SEVENTH AVENUE, 15TH FLOOR
NEW YORK, NEW YORK 10001

HARLEM YMCA
135 WEST 135TH STREET
NEW YORK, NEW YORK 10027

MECHANICAL ENGINEER:
HARDIE & ASSOCIATES
431 BROADWAY, 5TH FL.
NEW YORK, NEW YORK 10013

STRUCTURAL ENGINEER:
MAHENDRA SETHI
4 WEST 40TH ST., RM. 1202
NEW YORK, NEW YORK 10018

GARRISON McNEIL & ASSOCIATES
ARCHITECTS - PLANNERS

175 WEST 126th ST.
N.Y. NY 10027
212 222 0700



COMD NO. 03-93-04
DATE SCALE DRAWN
TITLE: SIDEWALK PLAN, DETAILS & NOTES

Drawing No.

A-3

**HARLEM YMCA
JACKIE ROBINSON
YOUTH CENTER**

RENOVATION

181 WEST 135TH STREET
NEW YORK, N.Y. 10038

DEPARTMENT OF
BUILDINGS
CITY OF MANHATTAN
NO. 110 683 048
SHEETS FILED
ORIGINAL
APPROVED

DATE APR 24 1994

ANTHONY LEE

CLIENT:

YMCA OF GREATER NEW YORK
333 SEVENTH AVENUE, 15TH FLOOR
NEW YORK, NEW YORK 10001

HARLEM YMCA
180 WEST 135TH STREET
NEW YORK, NEW YORK 10030

MECHANICAL ENGINEER:

HARDIE & ASSOCIATES
435 BROADWAY, 6TH FL.
NEW YORK, NEW YORK 10003

STRUCTURAL ENGINEER:

MAHENDRA SHETH
5 WEST 40TH ST., RM. 1507
NEW YORK, NEW YORK 10018

**GARRISON
McNEIL &
ASSOCIATES**

ARCHITECTS - PLANNERS

172 WEST 126TH ST
NEW YORK, N.Y. 10027
212 222-5700

COMMA NO.

DATE 8-26-93

SCALE

DRAWN

Title

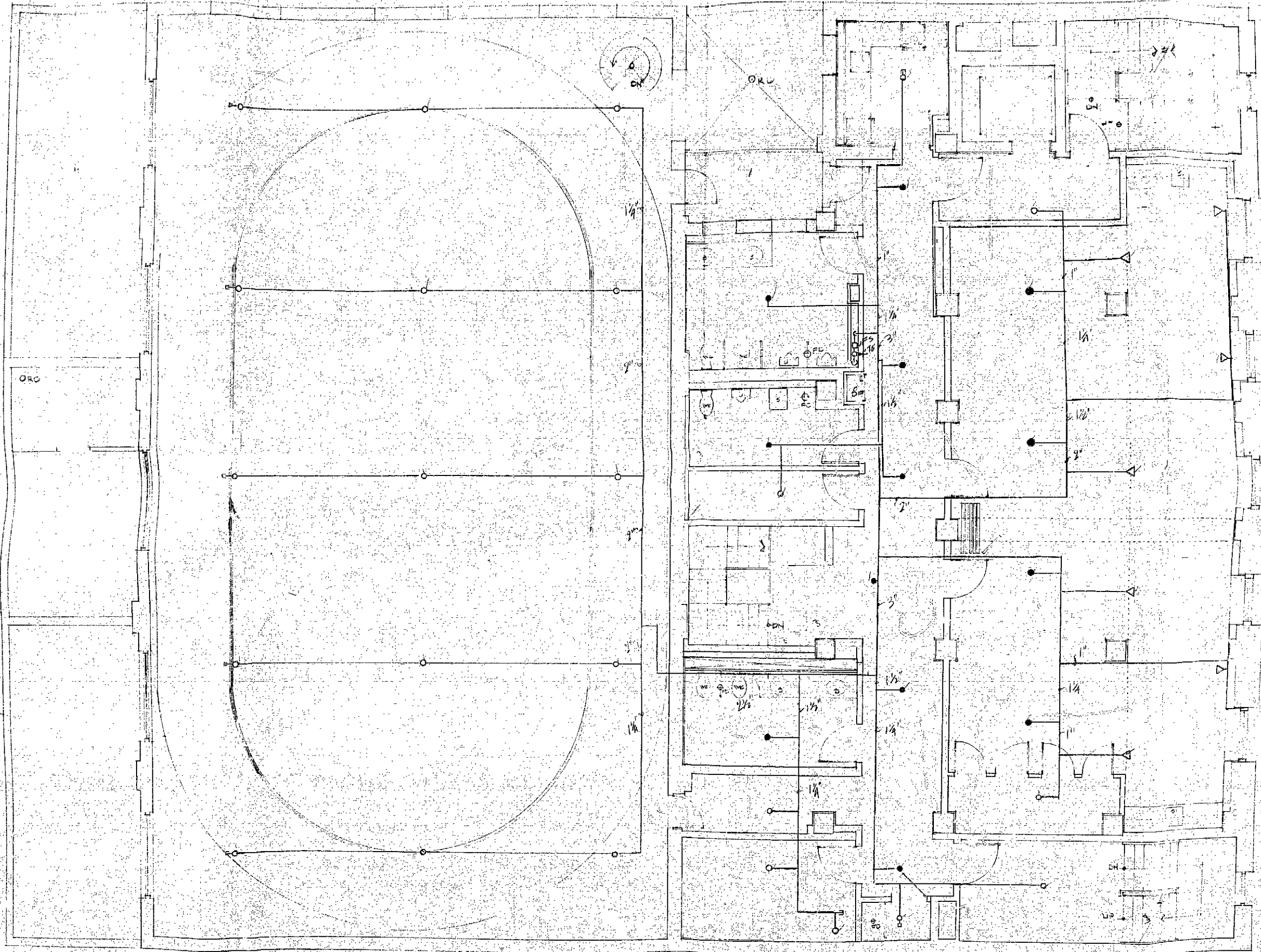
SECOND FLOOR
CONSTRUCTION PLAN

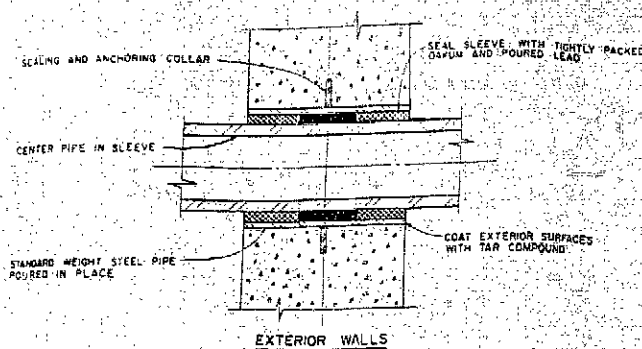
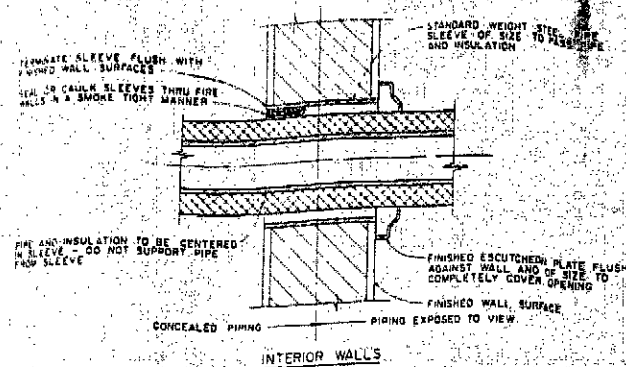
Drawing No.

SP-4



NOTE: SPRINKLER SYSTEM TO BE HYDRAULICALLY SIZED BY
SPRINKLER CONTRACTOR





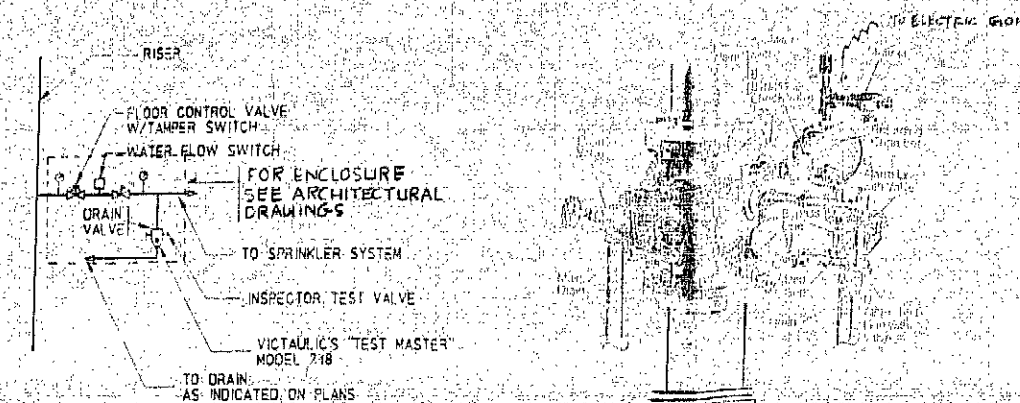
PIPE SLEEVES THRU WALL

ROD SCHEDULE

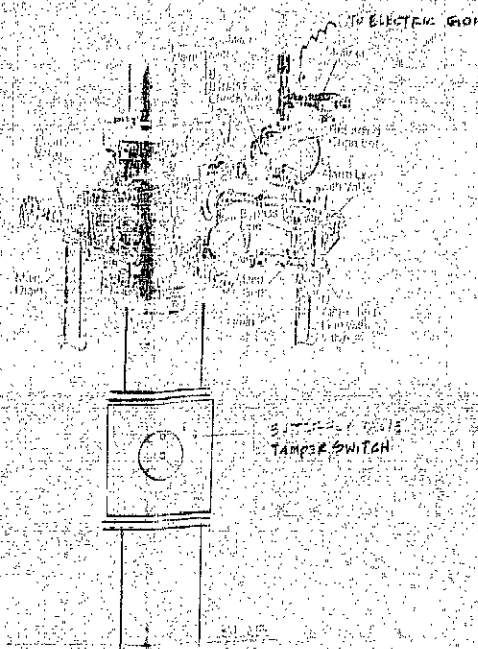
PIPE SIZE	ROD SIZE
1/2"	3/8"
3/4"	3/8"
1"	3/8"
1 1/4"	3/8"
1 1/2"	3/8"
2"	3/8"
2 1/2"	3/8"
3"	3/8"
4"	3/8"
5"	1/2"
6"	1/2"

ROD DIAMETER VARIES SEE SCHEDULE
NUT WITH WASHER TOP & BOTTOM
PIPE

HANGER DETAIL
NOT TO SCALE



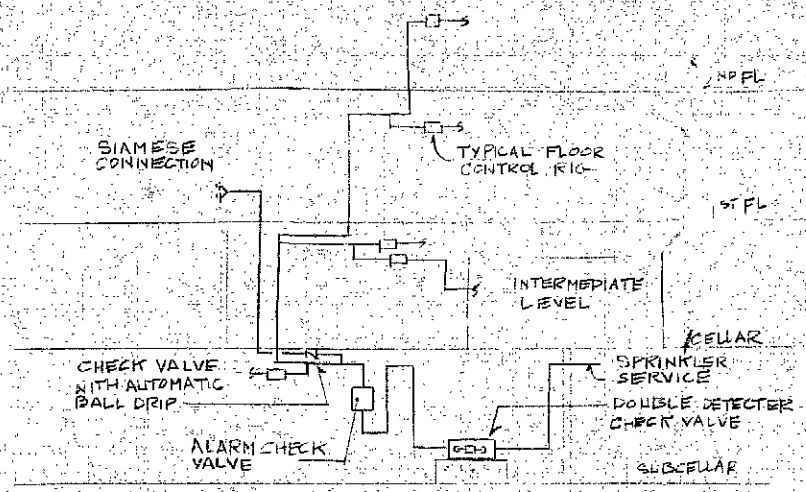
SPRINKLER FLOOR CONTROL VALVE DETAIL
NOT TO SCALE



ALARM CHECK VALVE DETAIL
NOT TO SCALE

LEGEND

- REVEALED SPRINKLER HEAD
- DIMMED SPRINKLER HEAD
- FIRE SILENDOWN
- BURNING SMOKE UP
- BURNING DROP OF RISE
- TAMPER SWITCH
- FLOOR ALARM
- STEEL YOKE AND STEM (OSBY)
- PIPE WALL SPRINKLER



SPRINKLER RISER DIAGRAM

**HARLEM YMCA
JACKIE ROBINSON
YOUTH CENTER**

NO. 1274 12TH STREET
NEW YORK, N.Y. 10009

DEPARTMENT OF BUILDINGS
CITY OF NEW YORK
NO. 100883 018
SHEETS FILED
ORIGINAL
APPROVED
ARTHUR J. BAY
ARCHITECT

YMCA OF GREATER NEW YORK
313 SEVENTH AVENUE, 17TH FL. 10011
NEW YORK, NEW YORK 10011

HARLEM YMCA
180 WEST 127TH STREET
NEW YORK, NEW YORK 10030

MECHANICAL ENGINEERS
BANKS & ASSOCIATES
120 BROADWAY, 12TH FL.
NEW YORK, NEW YORK 10008

STRUCTURAL ENGINEERS
MANNING BROTHERS
8 WEST 50TH ST., 2ND FL.
NEW YORK, NEW YORK 10018

**GARRISON
McNEIL &
ASSOCIATES**
ARCHITECTS & PLANNERS

DATE SCALE DRAWN
NONE

Title
DETAILS
LEGEND AND
RISER

Drawing No.
SP-5




PRELIMINARY - NOT FOR CONSTRUCTION

**HARLEM YMCA
JACKIE ROBINSON
YOUTH CENTER**

RENOVATION

181 WEST 135TH STREET
NEW YORK, N.Y. 10030



CLIENT:

YMCA OF GREATER NEW YORK
333 SEVENTH AVENUE, 15TH FLOOR
NEW YORK, NEW YORK 10011

HARLEM YMCA
180 WEST 135TH STREET
NEW YORK, NEW YORK 10030

MECHANICAL ENGINEER:

HARDIE & ASSOCIATES
838 BROADWAY, 6TH FL.
NEW YORK, NEW YORK 10013

STRUCTURAL ENGINEER:

MAHENDRA SHEETH
8 WEST 40TH ST., RM. 1601
NEW YORK, NEW YORK 10018

100683048

DEPT. OF BLDGS.

**GARRISON
McNEIL &
ASSOCIATES**

ARCHITECTS - PLANNERS

172 W. 126th St.
N.Y.C. 10027
212-222-1170



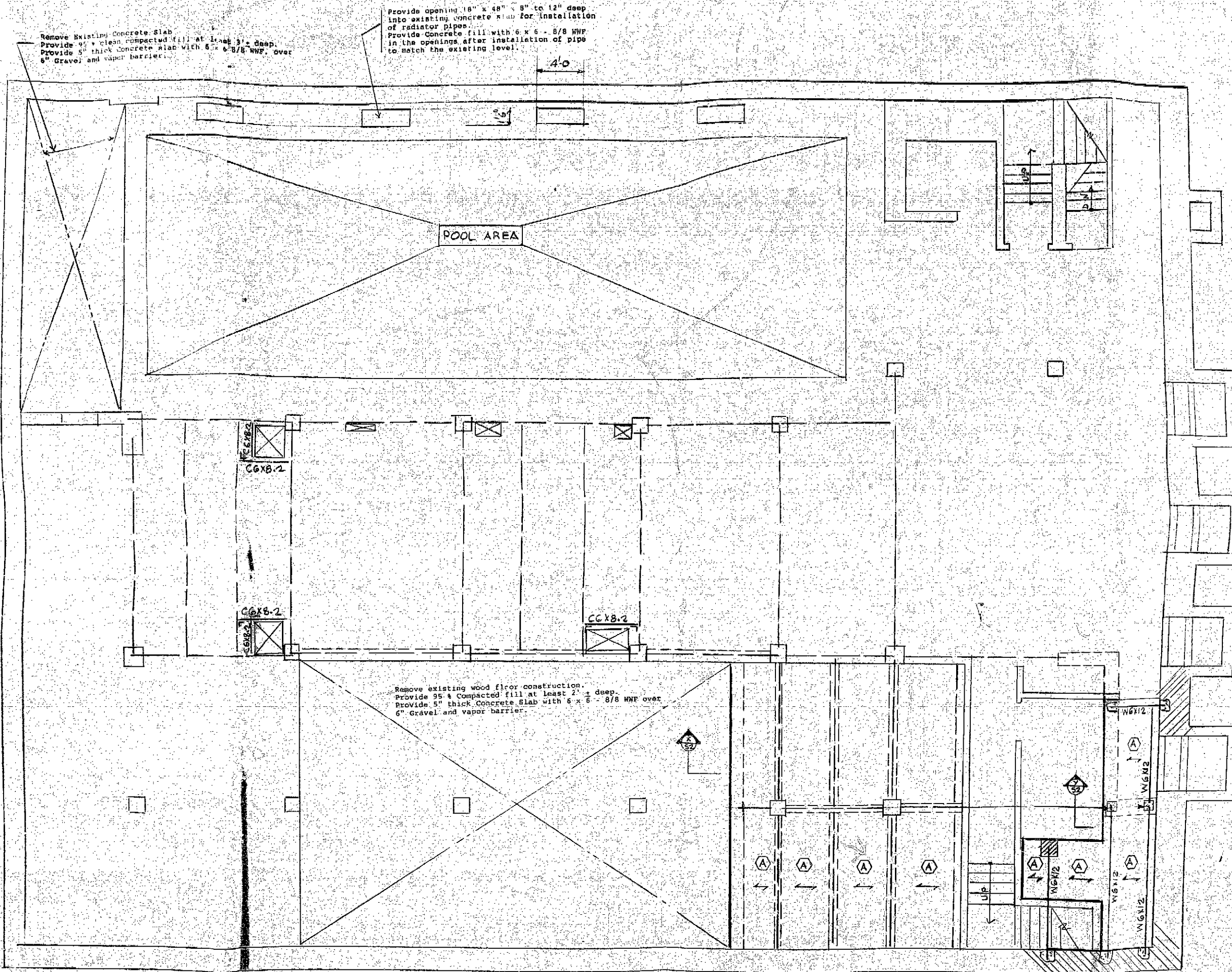
COMM NO.

DATE SCALE DRAWN

Title:
**CELLAR PLAN
& MISC. FRAMING**

Drawing No.

S 1



**HARLEM YMCA
JACKIE ROBINSON
YOUTH CENTER**

RENOVATION

181 WEST 135TH STREET
NEW YORK, N.Y. 10030

DEPARTMENT OF
BUILDINGS
BOROUGH OF MANHATTAN
NO. 100683048
SHEETS FILED
ORIGINAL
APPROVED

ADD. 1001
THEORY LAW

CLIENT:
YMCA OF GREATER NEW YORK
333 SEVENTH AVENUE, 15TH FLOOR
NEW YORK, NEW YORK 10001

HARLEM YMCA
180 WEST 135TH STREET
NEW YORK, NEW YORK 10030

MECHANICAL ENGINEER:
HARDIE & ASSOCIATES
835 BROADWAY, 6TH FL.
NEW YORK, NEW YORK 10003

STRUCTURAL ENGINEER:
MAHENDRA SETHI
8 WEST 40TH ST., RM. 1007
NEW YORK, NEW YORK 10018

**GARRISON
McNEIL &
ASSOCIATES**

ARCHITECTS - PLANNERS

172 WEST 126th ST.
N.Y. N.Y. 10027
212-222-0700

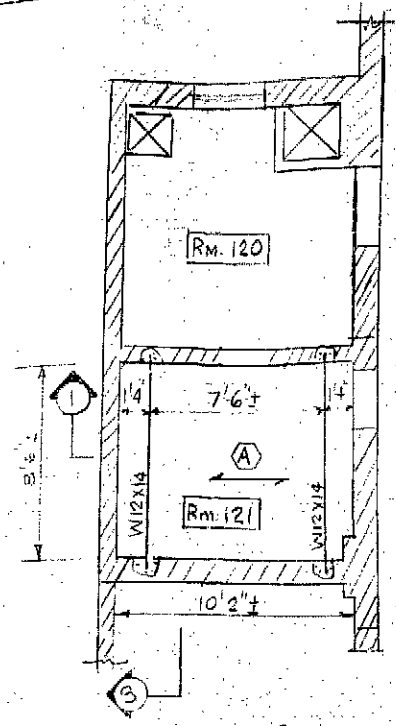


COMM. NO.
DATE SCALE DRAWN

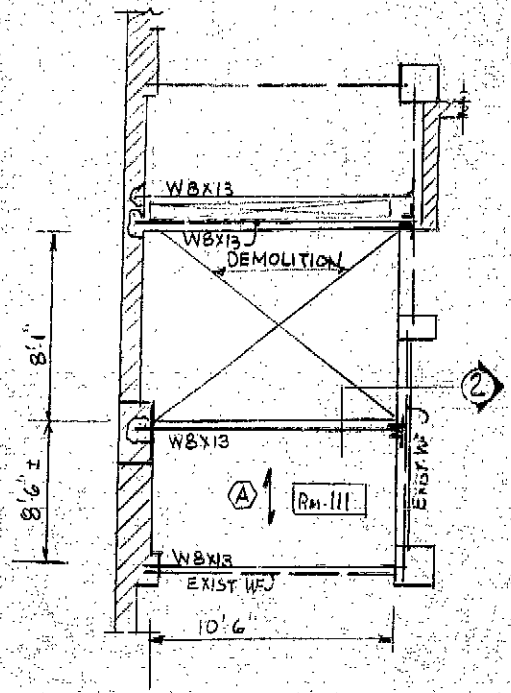
Title
PART FIRST,
SECOND, AND
RAMP FRAMING
& SECTIONS

Drawing No.

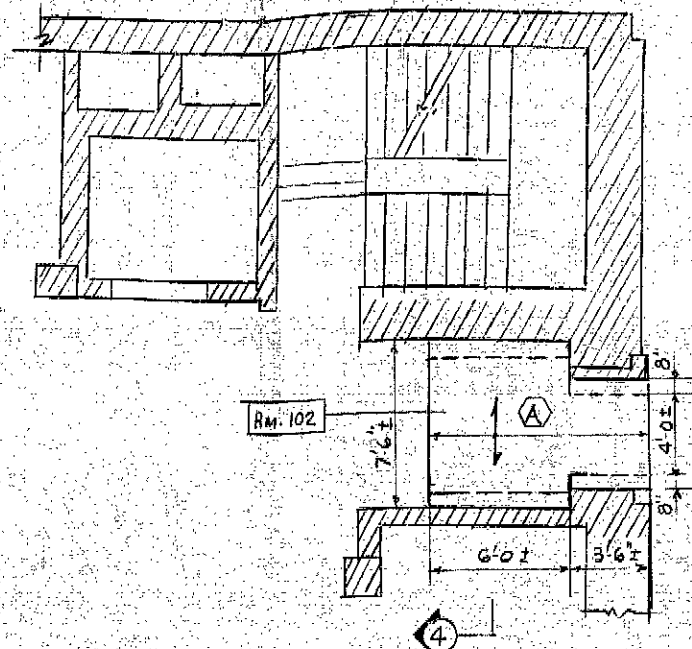
S 2



PLAN (A)



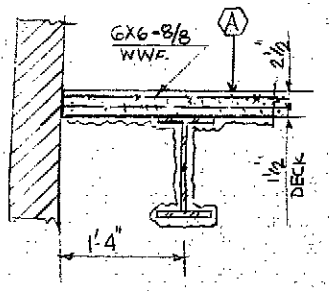
PLAN (B)



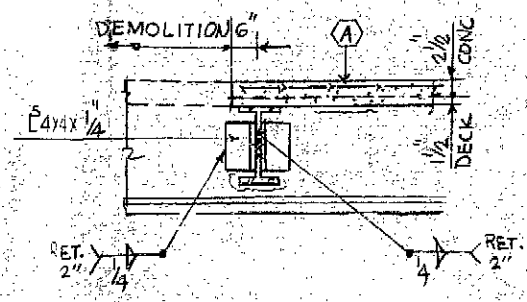
PLAN (C)

PART FIRST FLOOR FRAMING PLANS (A) (B) & (C)

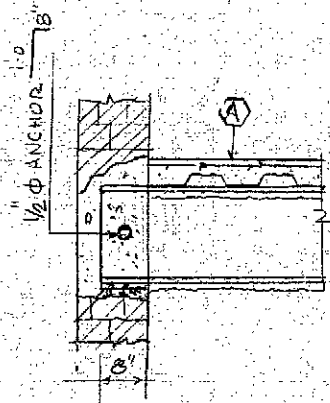
(D) PART SECOND FLOOR FRAMING



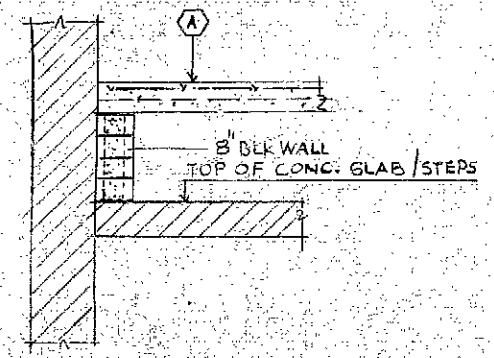
SECTION ①



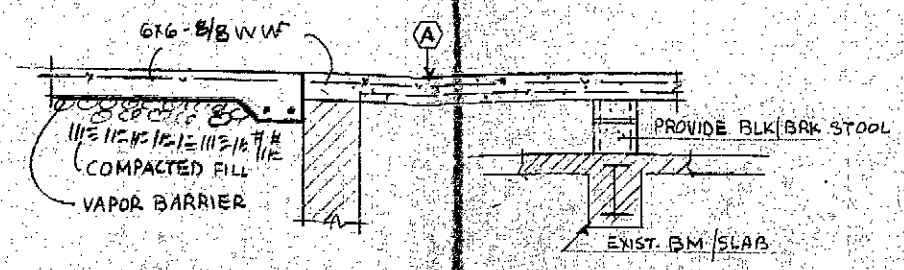
SECTION ②



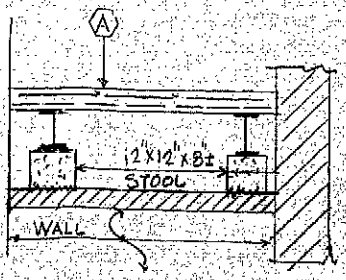
SECTION ③




SECTION ④



SECTION (X/5)



SECTION (Y/5)



CLIENT:
YMCA OF GREATER NEW YORK
333 SEVENTH AVENUE, 15TH FLOOR
NEW YORK, NEW YORK 10001

HARLEM YMCA
180 WEST 153RD STREET
NEW YORK, NEW YORK 10030

MECHANICAL ENGINEER:
HARDIE & ASSOCIATES
838 BROADWAY, 6TH FL.
NEW YORK, NEW YORK 10003

STRUCTURAL ENGINEER:
MAHENDRA SHETH
1 WEST 40TH ST., RM. 1907
NEW YORK, NEW YORK 10018

**GARRISON
McNEIL &
ASSOCIATES**
ARCHITECTS-PLANNERS

175 West 126th St.
N.Y. N.Y. 10027
212-222-0700



COMM NO.
DATE SCALE DRAWN

Title
**RAMP/SECTIONS
& NOTES**

Drawing No.
S 3

GENERAL NOTES:

- Design, construction, inspection and testing of materials of construction shall conform to the requirements of:
 - New York City Building Code, Chapter 24.
 - ACI Specifications for Reinforcement of Buildings.
 - AISC Specifications for Reinforcement and Erection of Buildings.
- All foundations shall be 12" wide into 12" undisturbed ground. All footing capacity of 2.5 tons/ft. Depth of the footing shall be on the plans as shown. Contractor shall verify and obtain approval of bearing capacity at the bottom of footing from soil engineer.
- Concrete and concrete shall conform to the ASTM Spec. C 113 with compressive strength of 3,000 psi at 28 days and maximum slump of 4". Mix shall be proportioned by Method 1 Article 10.2.1. All necessary documents (Concrete Test Report, etc.) shall be provided by the contractor.
- All reinforcing bars shall be ASTM Spec. A 63, Grade 60, Welded Wire Fabric shall be ASTM Spec. A 188.
- All structural steel shall conform to the ASTM Spec. for A 36 steel. ANCHOR bolts, nuts and washers shall conform to ASTM A 307. All bolts shall be 3/4" dia. U.B.N. Electrodes for welding shall be E 70 series conforming to ASTM A 231.
- Metal Deck shall be Galvanized and shall conform to the Specifications of Standard Steel Institute.
- All existing dimensions, elevations, structural steel members, wood framing and information shown here are based on visual observations and assumed conditions. Contractor shall verify all the existing conditions and field measure before proceeding with the work. Contractor shall recommend the procedure, mode of operation, sequencing to perform this work and approval of engineer including shoring, bracing and safety requirements during demolition and installation of new steel. Prepare shop drawings for approval before fabricating steel.
- Contractor shall verify locations, sizes and install all the slots, anchors, pipes, sleeves etc. required by other professionals and sub-contractors before pouring concrete. Contractor shall show existing structural elements during construction phase as required.
- Contractor shall provide and pay for all the controlled inspections. These shall be done by Independent Testing Agency.
- Design Live Loads: 100 psi.

Controlled Inspections:

- Sub Grade
- Structural Stability
- Concrete

Symbols And Abbreviations:

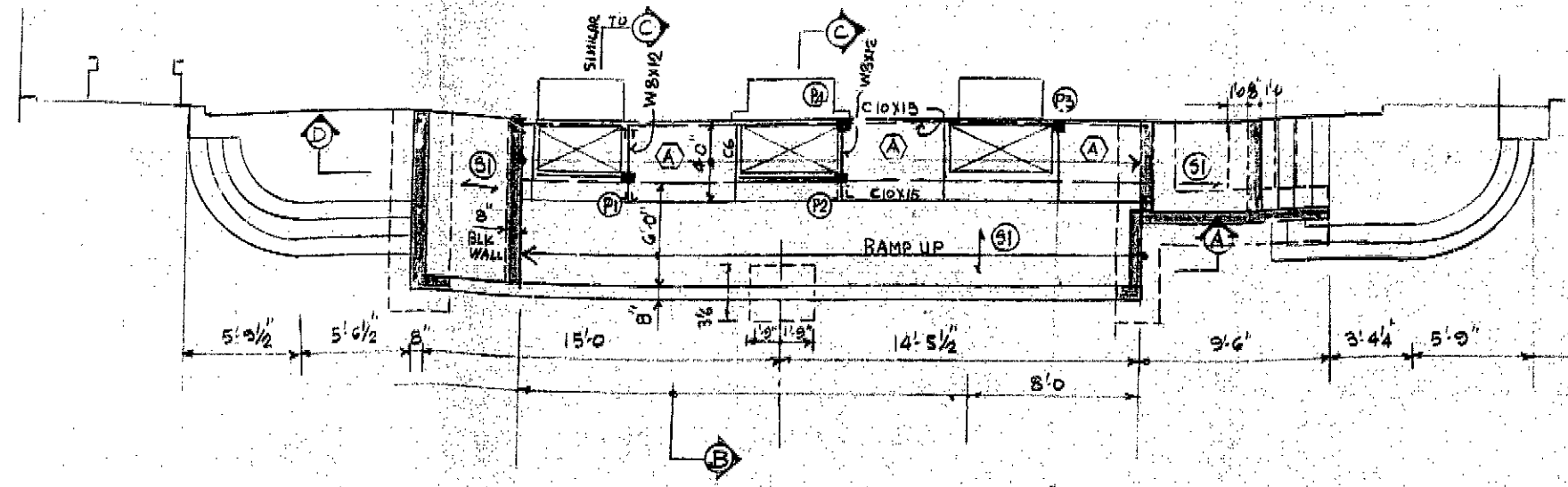
Existing walls and slab:

Existing Beams:

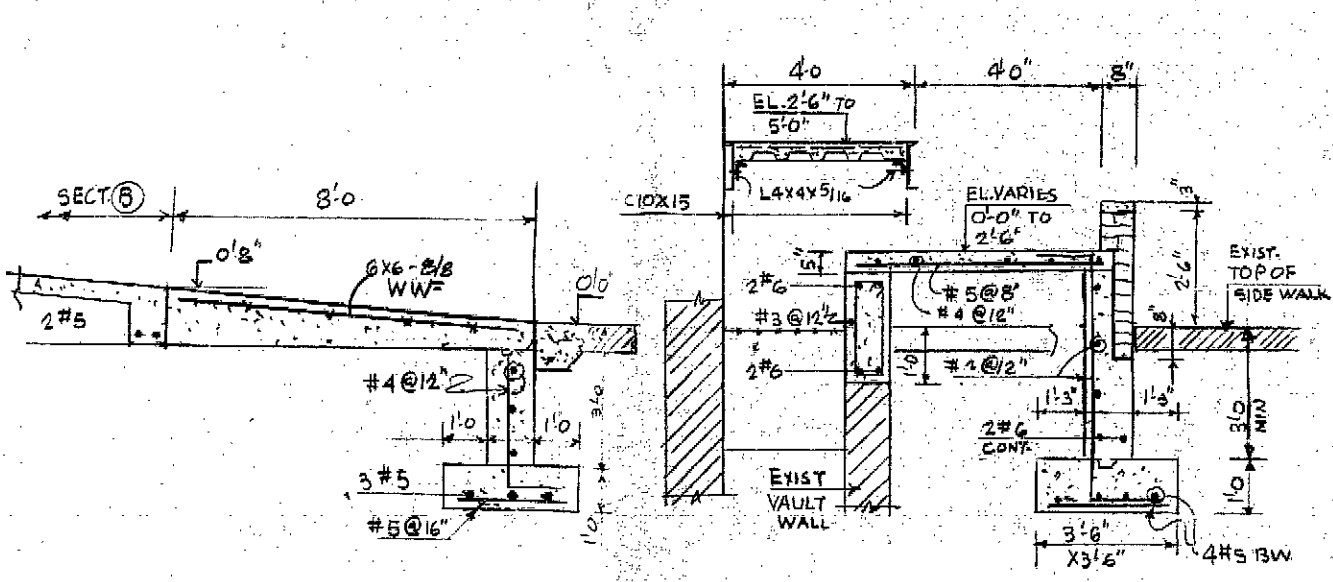
DECK (A) : 2 1/2" concrete over 1 1/2" deep 18 Ga. Galv. Composite Metal Deck by USD or Approved equal, with 5 x 6 @ 8" MF.

Demolish Existing slab and beams after new beams are installed. Shore and Strut as required during demolition and installation of new beams.

All new beams and deck shall receive cementitious fire proofing
Structural slab: (S 1) : 5" concrete slab with reinforcement # 5 @ 8" o/c in direction of span and # 4 at 12" o/c.

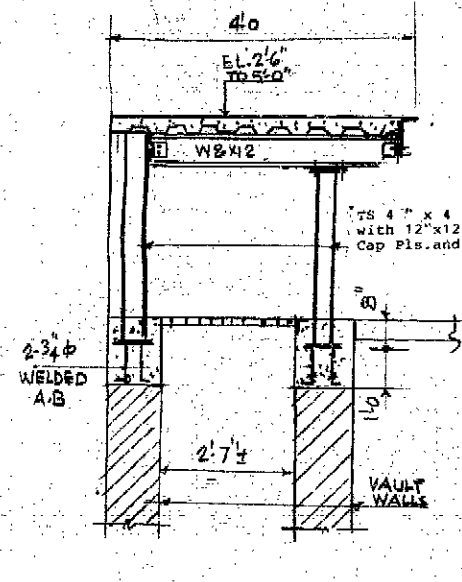


EXTERIOR RAMP FRAMING PLAN

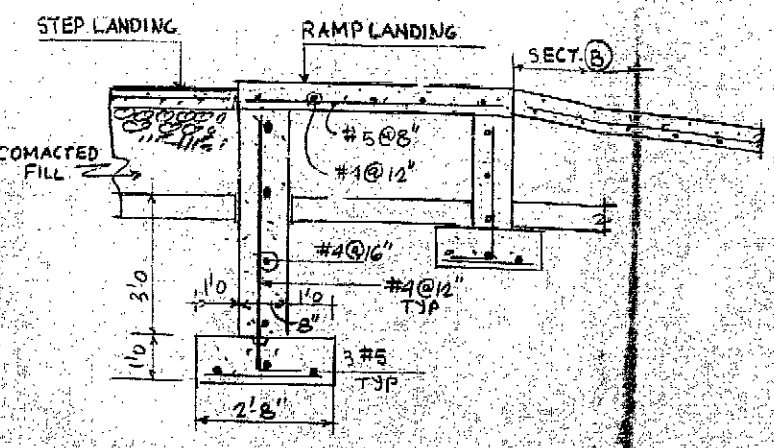


SECTION A

SECTION B



SECTION C




SECTION D

**HARLEM YMCA
JACKIE ROBINSON
YOUTH CENTER**

RENOVATION

111 WEST 135TH STREET
NEW YORK, N.Y. 10030



CLIENT:

YMCA OF GREATER NEW YORK
333 SEVENTH AVENUE, 15TH FLOOR
NEW YORK, NEW YORK 10001

HARLEM YMCA
180 WEST 135TH STREET
NEW YORK, NEW YORK 10030

MECHANICAL ENGINEER:

HARDIE & ASSOCIATES
438 BROADWAY, 6TH FL.
NEW YORK, NEW YORK 10005

STRUCTURAL ENGINEER:

MARENDRA SHERA
8 WEST 40TH ST., RM. 1607
NEW YORK, NEW YORK 10018

100683048
DEPT. OF BLDGS.

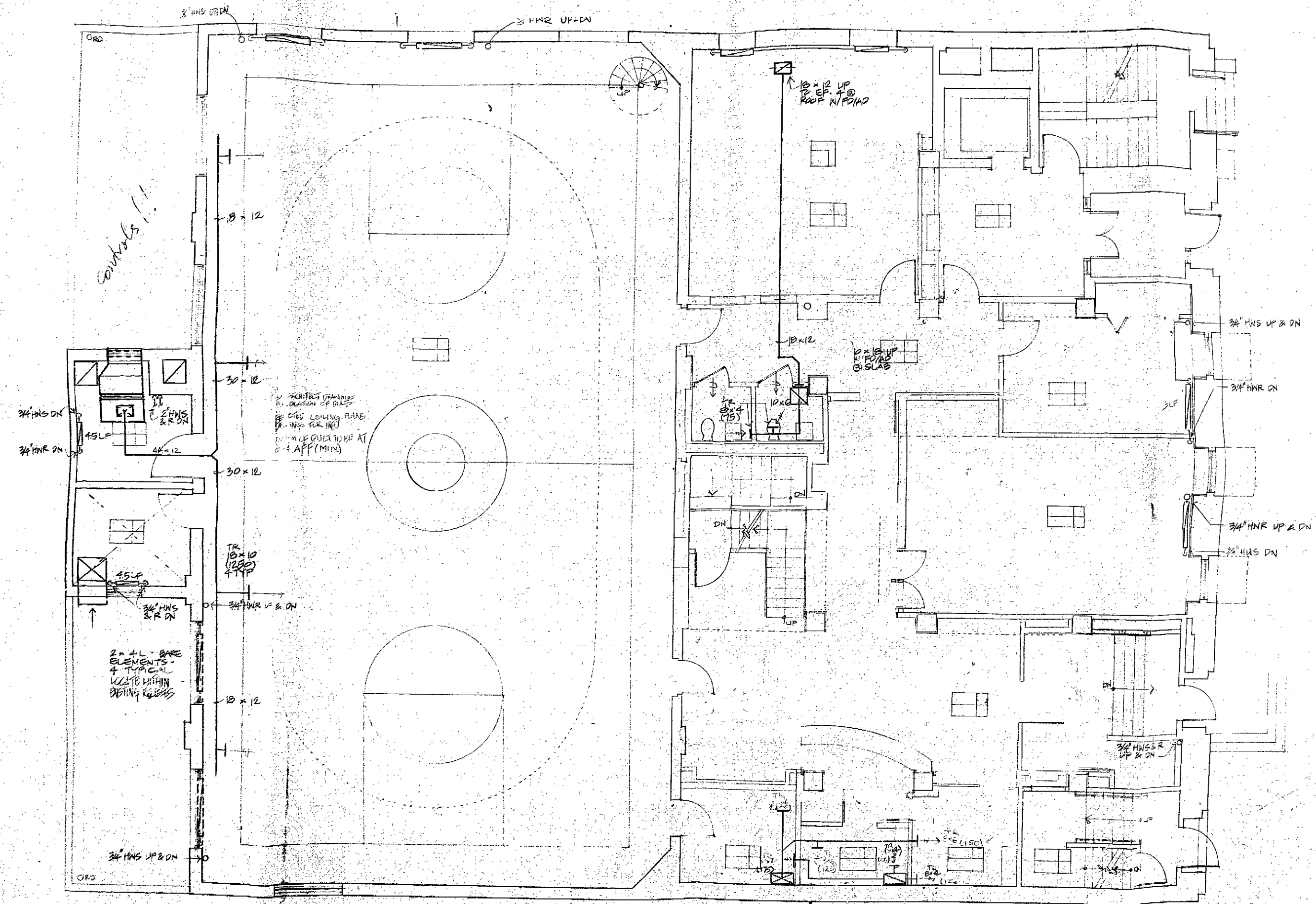
**GARRISON
MCNEIL &
ASSOCIATES**
ARCHITECTS PLANNERS

172 WEST 127th ST
NEW YORK, NY 10027
212 222 0700



COMD. NO.
DATE SCALE DRAWN
Title
**FIRST FLOOR
CONSTRUCTION PLAN**

Drawing No.
H-4



FREELIMINARY - NOT FOR BID: 3/14/93

**HARLEM YMCA
JACKIE ROBINSON
YOUTH CENTER**

RENOVATION

181 WEST 135TH STREET
NEW YORK, N.Y. 10030

DEPARTMENT OF
BUILDINGS
BOROUGH OF MANHATTAN
NO. 10063048
SHEETS FILED
ORIGINAL
APPROVED

DATE APR 14 1993

ANTHONY LEE

CLIENT:

YMCA OF GREATER NEW YORK
333 SEVENTH AVENUE, 15TH FLOOR
NEW YORK, NEW YORK 10001

HARLEM YMCA
180 WEST 135TH STREET
NEW YORK, NEW YORK 10030

MECHANICAL ENGINEER:

HARDIE & ASSOCIATES
830 BROADWAY, 6TH FL.
NEW YORK, NEW YORK 10003

STRUCTURAL ENGINEER:

MAHENDRA SHETH
8 WEST 40TH ST., RM. 1607
NEW YORK, NEW YORK 10018

**GARRISON
McNEIL &
ASSOCIATES**

ARCHITECTS - PLANNERS

179 WEST 126TH ST
NEW YORK, NY 10030
212-347-0700



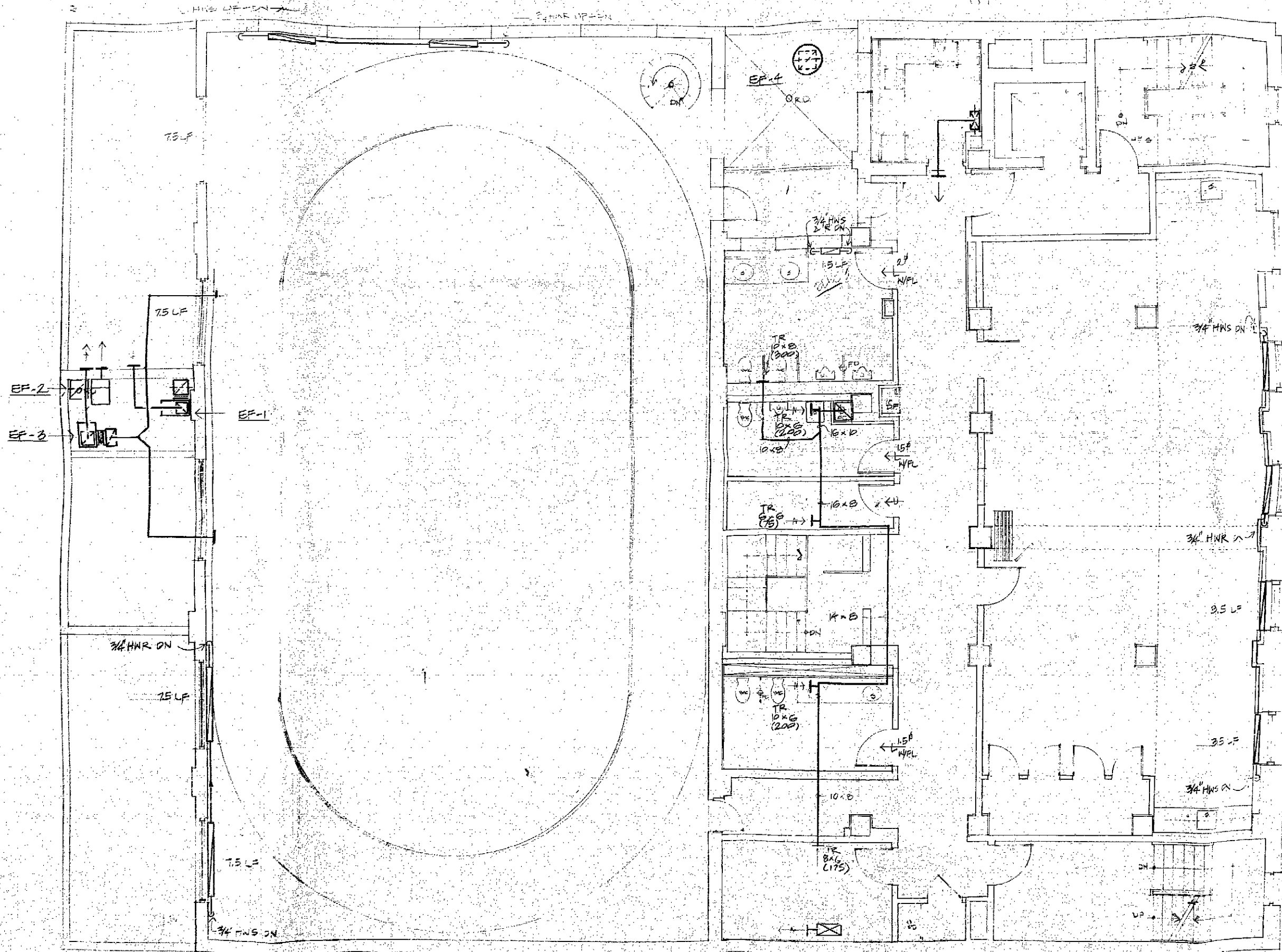
COMM. NO.

DATE SCALE DRAWN

Title
SECOND FLOOR
CONSTRUCTION PLAN

Drawing No.

H-5



PRELIMINARY NOT FOR BID: 8/21/93

**HARLEM YMCA
JACKIE ROBINSON
YOUTH CENTER**

RENOVATION

181 WEST 135TH STREET
NEW YORK, N.Y. 10030

DEPARTMENT OF
BUILDINGS
BOROUGH MANHATTAN
NO. 10068304
SHEETS FILED
ORIGINAL
APPROVED

DATE: APR 14 1994
ANTHONY LEE

CLIENT:

YMCA OF GREATER NEW YORK
331 SEVENTH AVENUE, 17TH FLOOR
NEW YORK, NEW YORK 10001

HARLEM YMCA
180 WEST 135TH STREET
NEW YORK, NEW YORK 10030

MECHANICAL ENGINEER:

HARDIE & ASSOCIATES
835 BROADWAY, 6TH FL.
NEW YORK, NEW YORK 10003

STRUCTURAL ENGINEER:

MAHENDRA SHETH
8 WEST 40TH ST., RM. 1007
NEW YORK, NEW YORK 10018

**GARRISON
MCNEIL &
ASSOCIATES**

ARCHITECTS PLANNERS

177-0511 (26th St)
177-0512 (135th St)
212-222-0700

1-15-94 60% REAPP'D

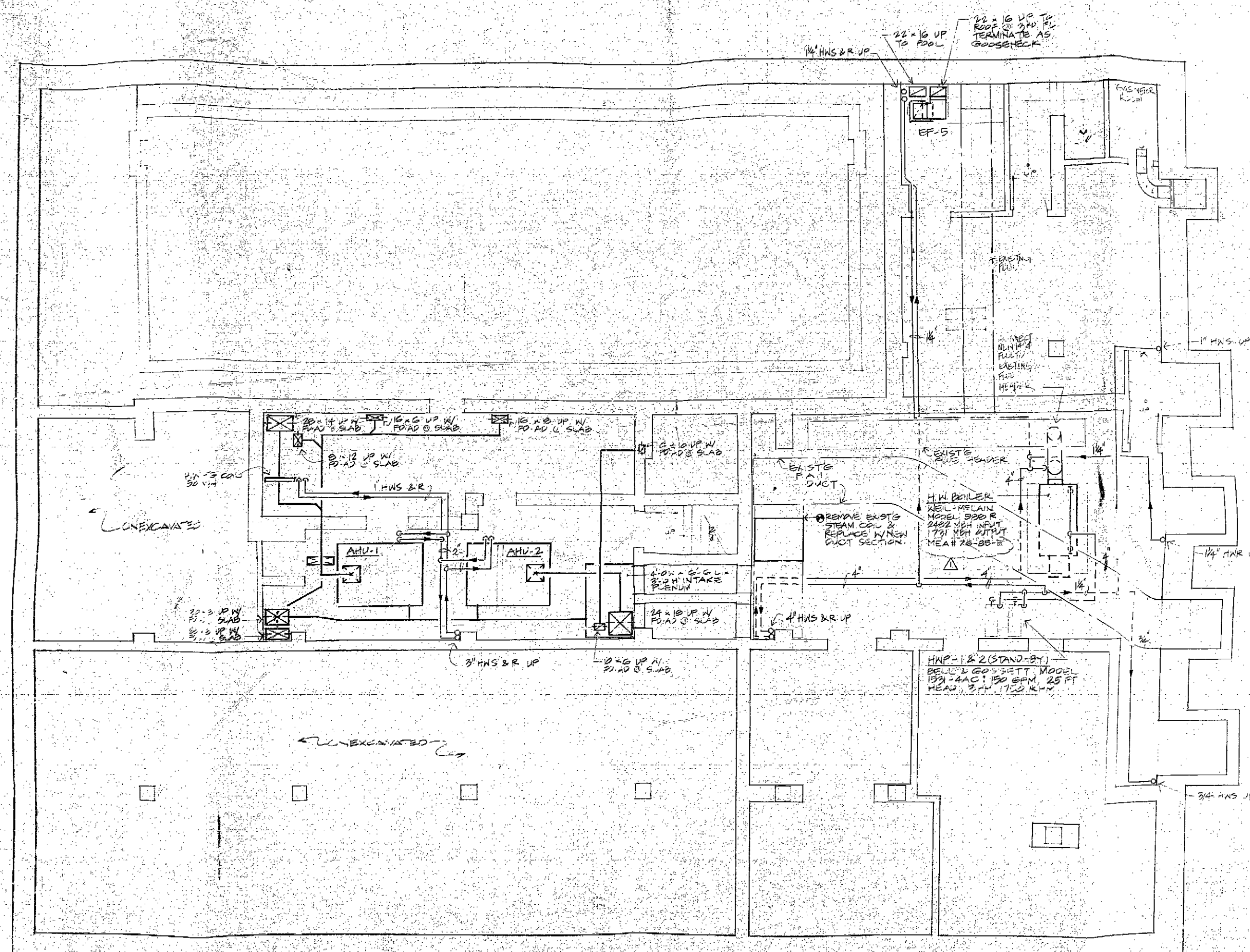
CDMA NO.

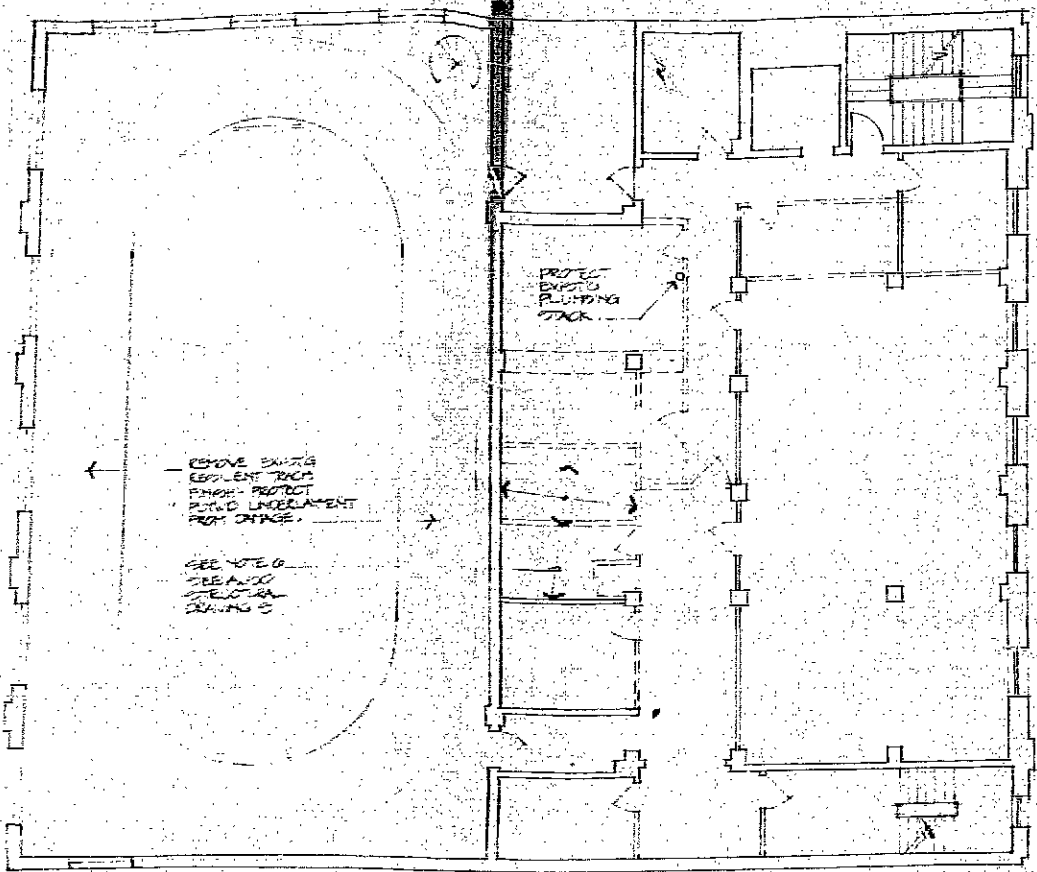
DATE: 3-25-93 SCALE: 1/4"=1'-0" DRAWN:

TITLE: SUBCELLAR
CONSTRUCTION PLAN

Drawing No.

H-2





SECOND FLOOR PLAN

GENERAL DEMOLITION NOTES

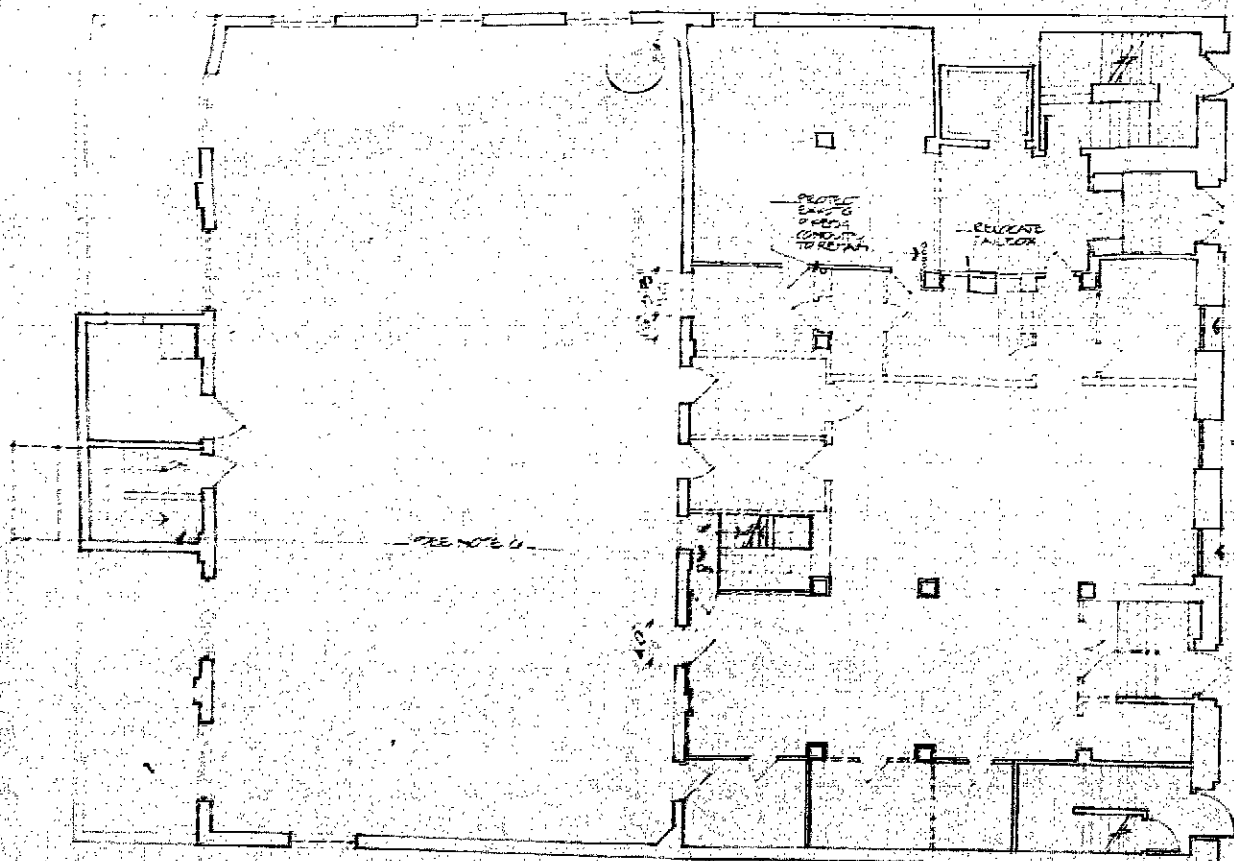
- A. PROTECT FROM DAMAGE ALL EXISTING CONSTRUCTION TO REMAIN IN THE WORK AREA AND IN AREAS ADJACENT TO THE WORK AREA.
- B. CONTRACTOR SHALL PROMPTLY REMOVE ALL DEBRIS FROM THE SITE AND DISPOSE OF IN COMPLIANCE WITH ALL CODES AND REGULATIONS.
- C. CONTRACTOR SHALL PROVIDE ALL REQUIRED SHORING AND BRACING AS REQUIRED TO TEMPORARILY SUPPORT THE EXISTING CONSTRUCTION TO REMAIN. STORING AND BRACING SHALL BE SUBJECT TO THE APPROVAL OF THE STRUCTURAL ENGINEER.
- D. CONTRACTORS SHALL PROVIDE AND MAINTAIN PROTECTION FROM WEATHER ALL INTERIOR SPACES AT/OR BELOW AREAS WHERE WINDOWS, DOORS, WALL OR ROOF CONSTRUCTION HAS BEEN REMOVED AND AS REQUIRED TO FULLY PROTECT THE INTERIOR PREMISES AGAINST DAMAGE FROM THE ELEMENTS UNTIL NEW CONSTRUCTION IS IN PLACE.
- E. CONTRACTOR SHALL PROVIDE TEMPORARY STEPS, WALKWAYS AND RAILINGS AT THE EXISTING EXITS FROM THE RESIDENTIAL VESTIBULE AND EXITS AS REQUIRED TO MAINTAIN THE EXISTING EXITS FROM THE BUILDING AND AS DIRECTED BY THE ARCHITECT. CONTRACTOR SHALL ALSO PROVIDE ADEQUATE LIGHTING AT STEPS AND WALKWAYS AS WELL AS DIRECTIONAL EXIT SIGNAGE.
- F. REMOVE ALL FINISH FLOOR COVERINGS, WHERE CALLED FOR, INCLUDING CARPET, VINYL TILE AND LINOLEUM AND THEIR ADHESIVES AND DOWN TO THE CONCRETE STRUCTURAL FLOOR MATERIAL WHERE SHOWN ON THE PLANS. DO NOT REMOVE CONCRETE FLOOR MATERIAL. REMOVE ANY CERAMIC WOOD TILE AND THEIR SETTING BEDS AT EXISTING TOILETS AND SHOWERS AREAS INCLUDING THOSE IN THE CELLAR, 1ST, AND 2ND FLOORS.
- G. REMOVE ALL PLASTER, GYPSUM BOARD AND OTHER SUSPENDED CEILING MATERIALS AS CALLED FOR.
- H. REMOVE ALL ABANDONED PLUMBING, PIPING, STACKS, VENTS AND FIXTURES NOT REQUIRED TO SERVE THE APARTMENTS ABOVE THE SECOND FLOOR. SEE ALSO PLUMBING MECH AND ELECTRICAL DEMOLITION DRAWINGS OR NOTES.
- I. REMOVE ALL ABANDONED EXISTING MECHANICAL EQUIPMENT NOT REQUIRED TO SERVE THE APARTMENTS ABOVE THE SECOND FLOOR.
- J. REMOVE ALL ELECTRICAL DISTRIBUTION WIRES, CONDUIT, PANELS, RECEPTACLES, OUTLETS AND OTHER ELECTRICAL EQUIPMENT NOT REQUIRED TO SERVE THE APARTMENTS ABOVE THE SECOND FLOOR. ELEVATOR, RESIDENTIAL LOBBY AND OTHER SPACES ABOVE THE SECOND FLOOR.
- K. REMOVE ALL WOOD FLOORING AND WOOD SLIPPERS DOWN TO CONCRETE, WHERE INDICATED.
- L. REMOVE "RAISED" CONCRETE FLOOR CONSTRUCTION IN AREA SHOWN. REMOVE EXISTING CONCRETE GREEN WALLS DOWN TO CELLAR FLOOR LEVEL.

SELECTIVE DEMOLITION NOTES

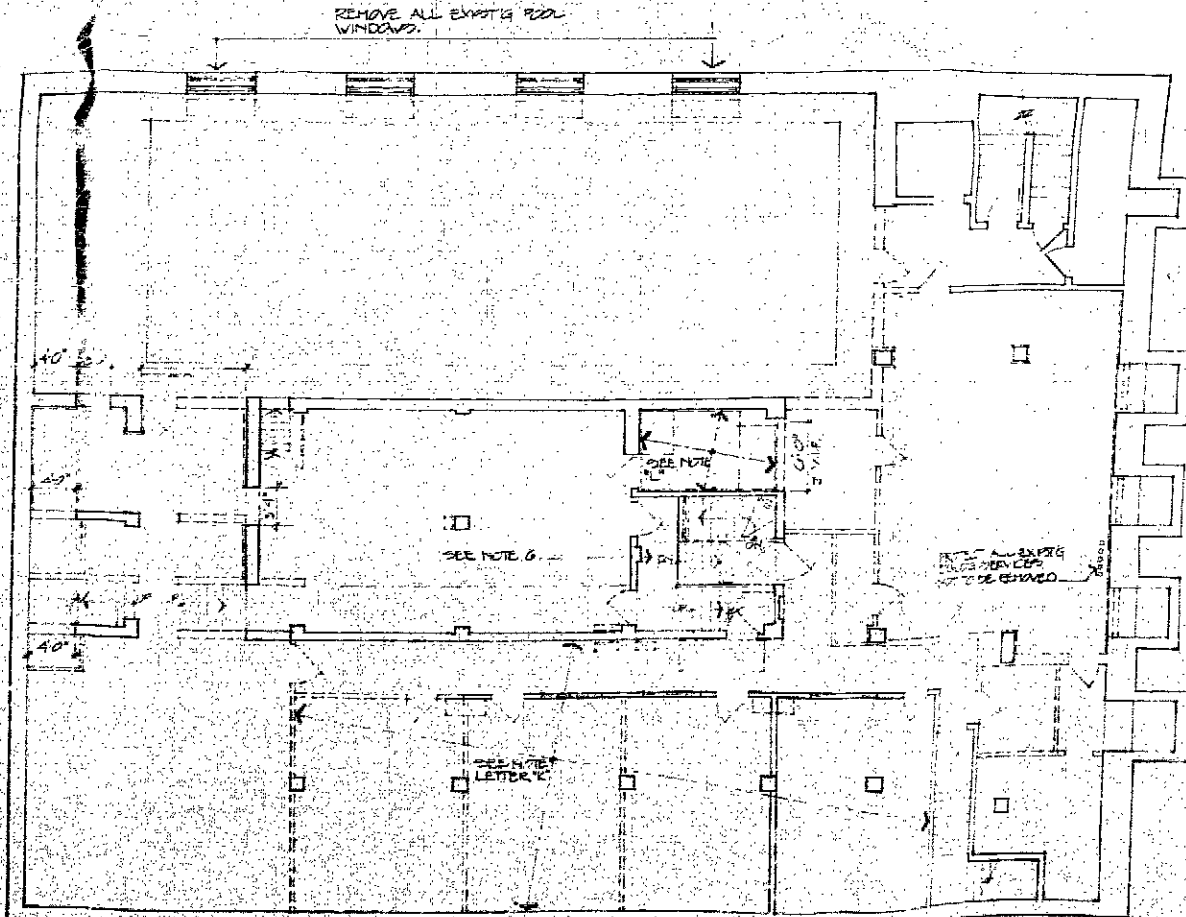
1. REMOVE ALL INTERIOR NON LOAD BEARING PARTITIONS WHERE INDICATED ON THE DEMOLITION PLANS.
2. REMOVE ALL INTERIOR PLASTER AND LATH WALL FINISHES TO THE BACKUP MASONRY SURFACE WHERE INDICATED ON THE DEMOLITION PLANS.
3. REMOVE EXISTING WINDOWS, SASH, FRAME AND PROTECTIVE BARS OR GATES WHERE SHOWN ON THE DEMOLITION PLANS. SAVE ALL EXISTING BARS AND GATES FOR REUSE AND REINSTALLATION, LABEL AND STORE ON SITE.
4. REMOVE ALL DOORS, FRAMES, SADDLES, THRESHOLDS AND DOOR HARDWARE WHERE INDICATED ON THE DEMOLITION PLANS.
5. PROVIDE NEW MASONRY OPENINGS OF THE WIDTH INDICATED ON THE DEMOLITION PLANS AND TO A HEIGHT OF 8'-0". OPENINGS SHALL BE SAVED AND SHALL BE SMOOTH AND FLAT AT EACH SIDE. PROVIDE LOGS/LINTELS AS REQUIRED TO SUPPORT THE MASONRY OR CONCRETE ABOVE AND AS PER THE LINTLE SCHEDULE.
6. REMOVE PORTION OF THE EXISTING CONCRETE STAIR LANDING TO THE EXTENT SHOWN AND AS REQUIRED TO PERMIT THE INSTALLATION OF THE NEW STAIR. REMOVE EXISTING STAIR CONSTRUCTION, RAILING AND SUPPORTS WHERE SHOWN ON PLANS.

SYMBOLS

- NON LOAD BEARING PARTITION REMOVAL
- /--- DOOR AND FRAME REMOVAL
- |--- WINDOW REMOVAL



FIRST FLOOR PLAN



CELLAR FLOOR PLAN

HARLEM Y.M.C.A.
180 WEST 135TH STREET
NEW YORK, N.Y. 10039

DEPARTMENT OF BUILDINGS
BOROUGH OF MANHATTAN
NO. 100683048
SHEETS FILED
ORIGINAL APPROVED
APR 14 1994

CLIENT:
YMCA OF GREATER NEW YORK
333 SEVENTH AVENUE, 15TH FLOOR
NEW YORK, NEW YORK 10001

HARLEM YMCA
180 WEST 135TH STREET
NEW YORK, NEW YORK 10039

MECHANICAL ENGINEER:
HARDIE & ASSOCIATES:
838 BROADWAY, 6TH FL.
NEW YORK, NEW YORK 10002

STRUCTURAL ENGINEER:
MAHENDRA SETHI:
8 WEST 40TH ST., 904-3607
NEW YORK, NEW YORK 10018

GARRISON McNEIL & ASSOCIATES
ARCHITECTS - PLANNERS

Professional Engineer Seal for Mahendra Sethi, No. 12345, State of New York.

COM NO. 05-93-04
Title: DEMOLITION PLANS

Drawing No. A-4

**HARLEM YMCA
JACKIE ROBINSON
YOUTH CENTER**

RENOVATION

181 WEST 135TH STREET
NEW YORK, N.Y. 10030

DEPARTMENT OF
BUILDINGS
BOROUGH - MANHATTAN
NO. SHEETS FILED
ORIGINAL
APPROVED

DEPARTMENT OF
BUILDINGS
BOROUGH - MANHATTAN
NO. 100683048
SHEETS FILED
INSPECTOR'S OFFICIAL
COPY APR 14 1994
THIS IS A TRUE COPY OF THE PLANS APPROVED
BY THE BOROUGH SUPERINTENDENT OF
MANHATTAN AUTHORITY
THIS PLAN MUST REMAIN PERMANENTLY ON
THE PREMISES UNTIL WORK IS COMPLETED

CLIENT:
YMCA OF GREATER NEW YORK
333 SEVENTH AVENUE, 15TH FLOOR
NEW YORK, NEW YORK 10001

HARLEM YMCA
130 WEST 135TH STREET
NEW YORK, NEW YORK 10030

MECHANICAL ENGINEER:
HARDIE & ASSOCIATES
838 BROADWAY, 6TH FL.
NEW YORK, NEW YORK 10003

STRUCTURAL ENGINEER:
MAHENDRA SHETH
8 WEST 40TH ST., RM. 1607
NEW YORK, NEW YORK 10018

**GARRISON
MCNEIL &
ASSOCIATES**
ARCHITECTS PLANNERS

175 WEST 135TH ST.
N.Y. N.Y. 10030
212 282-0710

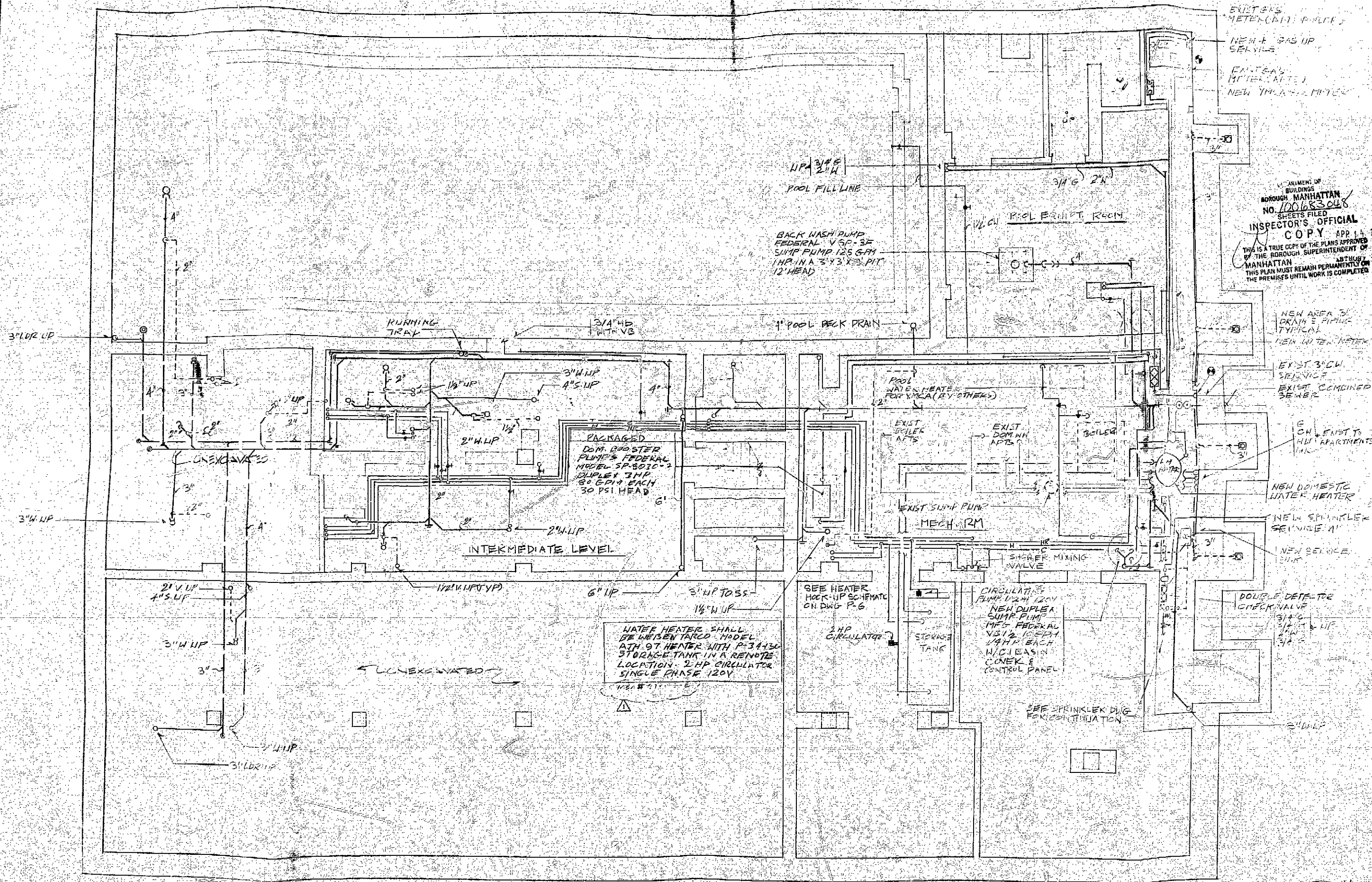
1-18-94 H.W.L.T.M.E.K.E.F.
A.D.E.S.

CONNO. NO.
DATE 8-26-93 SCALE 1/4"=1'-0" DRAWN

Title SUBCELLAR
CONSTRUCTION PLAN

Drawing No.

P-1



WATER HEATER SHALL
BE WEISBERG MODEL
ATH-97 HEATER WITH P-34-130
STORAGE TANK IN A REMOTE
LOCATION. 2 HP CIRCULATOR
SINGLE PHASE 120V

CIRCULATORS
FEDERAL V 56-3F
NEW DUPLX
SUMP PUMP
TYPE FEDERAL
V 56-3F 1/2 HP EACH
W/CH BASIN
CHECK &
CONTROL PANEL

DOUBLE DEF-TEE
CHECK VALVE
3/4\"/>

SEE HEATER
HOOK-UP SCHEMATIC
ON DWG P-6
2 HP CIRCULATOR

SEE SPRINKLER DIG
FOR CONTINUATION

**HARLEM YMCA
JACKIE ROBINSON
YOUTH CENTER**

RENOVATION

181 WEST 135TH STREET
NEW YORK, N.Y. 10030

DEPARTMENT OF
BUILDINGS
BOROUGH OF MANHATTAN
NO. 100 683 648
SHEETS FILED
ORIGINAL
APPROVED

DATE

DEPARTMENT OF
BUILDINGS
BOROUGH OF MANHATTAN
NO. 100 683 648
SHEETS FILED
INSPECTOR'S OFFICIAL
COPY

THIS IS A TRUE COPY OF THE PLAN APPROVED
BY THE BOROUGH SUPERINTENDENT OF
MANHATTAN
THIS PLAN MUST REMAIN PERMANENTLY ON FILE
AT THE PREMISES UNTIL WORK IS COMPLETE

CLIENT:

YMCA OF GREATER NEW YORK
333 SEVENTH AVENUE, 15TH FLOOR
NEW YORK, NEW YORK 10001

HARLEM YMCA
180 WEST 135TH STREET
NEW YORK, NEW YORK 10030

MECHANICAL ENGINEER:

HARDIE & ASSOCIATES
838 BROADWAY, 6TH FL.
NEW YORK, NEW YORK 10003

STRUCTURAL ENGINEER:

MAHENDRA SETHI
8 WEST 40TH ST., RM. 1607
NEW YORK, NEW YORK 10018

**GARRISON
McNEIL &
ASSOCIATES**

ARCHITECTS - PLANNERS

177 WEST 126th ST.
N.Y. N.Y. 10027
212-222-0700

1-13-94 801 MEAS ADDED

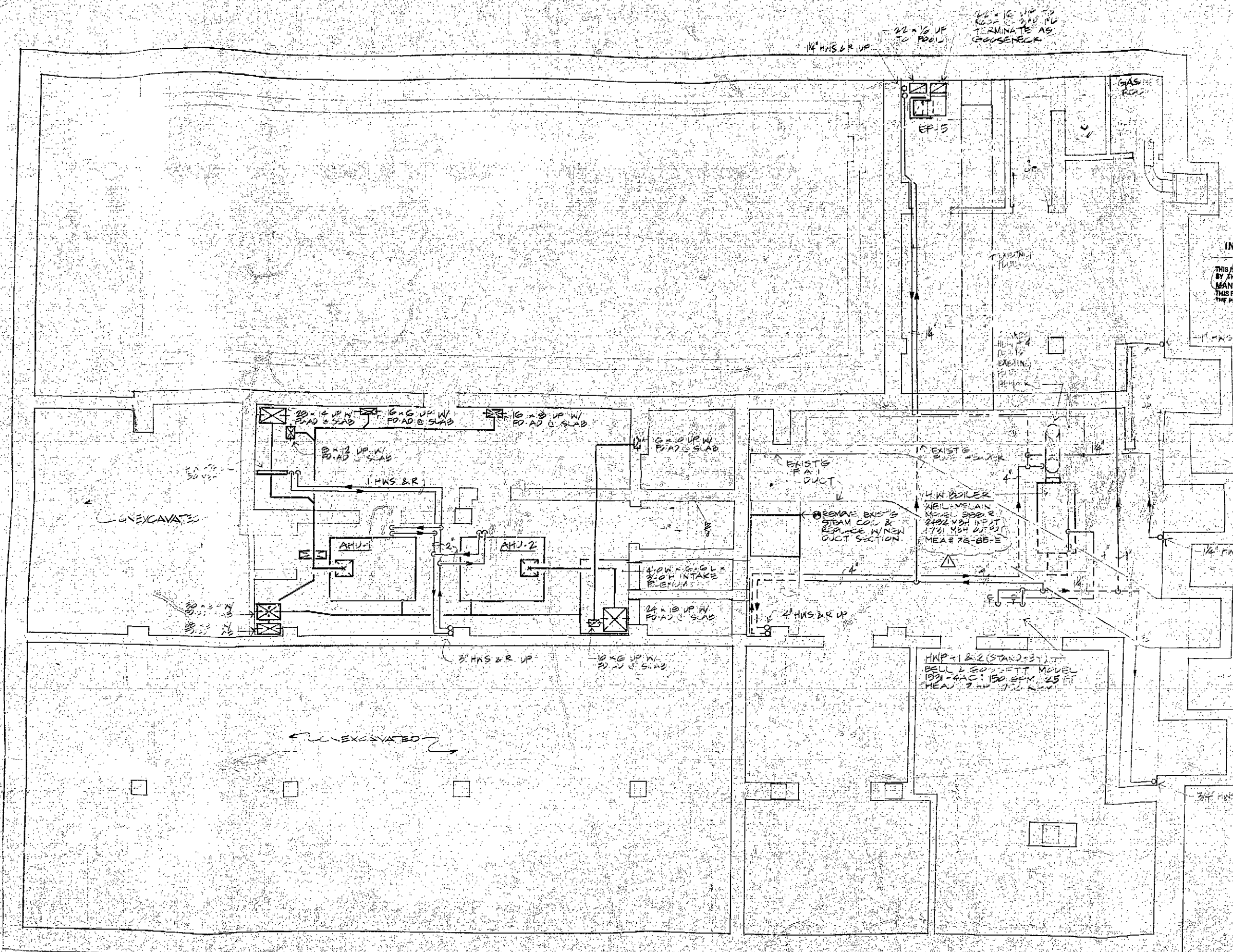
CONTRACT NO.

DATE 8-26-93 SCALE 1/4" = 1'-0" DRAWN

Title SUBCELLAR
CONSTRUCTION PLAN

Drawing No.

H-2



**HARLEM YMCA
JACKIE ROBINSON
YOUTH CENTER**

RENOVATION

181 WEST 155TH STREET
NEW YORK, N.Y. 10030

DEPARTMENT OF
BUILDINGS
BOROUGH MANHATTAN

NO. SHEETS FILED
ORIGINAL
APPROVED

DATE

DEPARTMENT OF
BUILDINGS
BOROUGH MANHATTAN
NO. 100683048
SHEETS FILED
INSPECTOR'S OFFICIAL
COP YEAR 1984

THIS IS A TRUE COPY OF THE PLANS APPROVED
BY THE BOROUGH SUPERINTENDENT OF
MANHATTAN AS SHOWN ON
THIS PLAN MUST REMAIN PERMANENTLY ON
THE PREMISES UNTIL WORK IS COMPLETE.

CLIENT:

YMCA OF GREATER NEW YORK
333 SEVENTH AVENUE, 15TH FL. ROOM
NEW YORK, NEW YORK 10001

HARLEM YMCA
180 WEST 155TH STREET
NEW YORK, NEW YORK 10030

MECHANICAL ENGINEER:

HARDIE & ASSOCIATES
818 BROADWAY, 6TH FL.
NEW YORK, NEW YORK 10003

STRUCTURAL ENGINEER:

MAHENDRA SETHI
8 WEST 40TH ST., RM. 1607
NEW YORK, NEW YORK 10018

**GARRISON
McNEIL &
ASSOCIATES**

ARCHITECTS PLANNERS

77 WEST 126th ST.
N.Y.C. 10027
212-233-0700

1-15-84

100683048

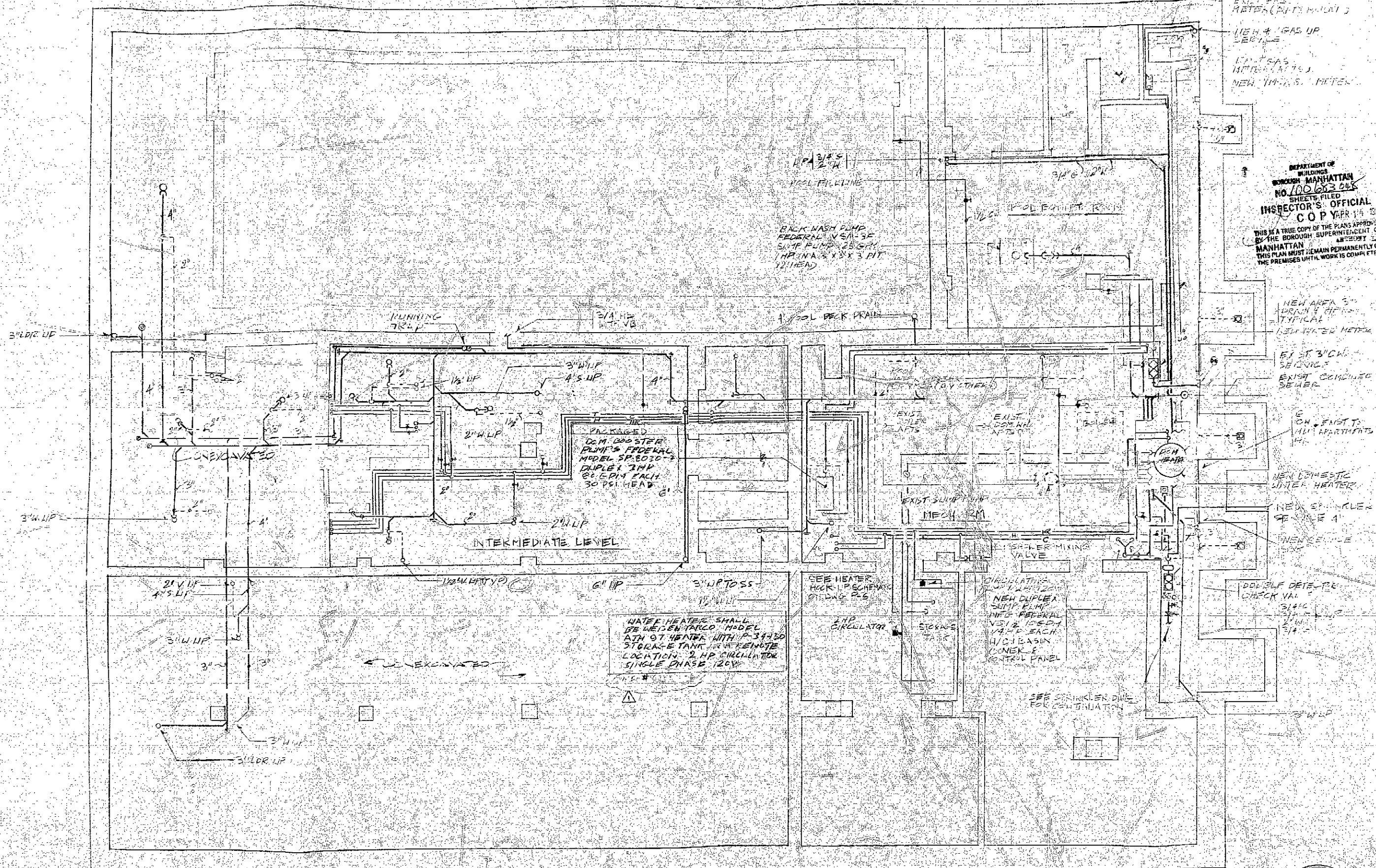
DEPT. OF BLDGS.

DATE 2-26-85 SCALE 1/4" = 1'-0" DRAWN

Title SUBCELLAR
CONSTRUCTION PLAN

Drawing No.

P-1



WATER HEATER SHALL
BE WEISER TACO MODEL
ATH 97 HEATER WITH P-34420
STORAGE TANK IN REMOTE
LOCATION. 2 HP CIRCULATOR
SINGLE PHASE 120V

NEW DUPLEX
SHIM PUMP
FEDERAL
VSI 2 1/2 HP
1/2" DISCH
1/4" INCH
1/2" DISCH
1/4" INCH
CONTROL PANEL

EXIST GAS
METER (PIT HEAD)
NEW 4" GAS UP
SERVICE
EXIST GAS
METER (PIT)
NEW 1/2" GAS METER

BACK WASH PUMP
FEDERAL VSA-3F
SHIM PUMP 25 GPM
1 HP IN A 2' X 3' PIT
(2" HEAD)

NEW AREA 3"
DISCH. & OFF
TYPICAL
1/2" WATER METER

EXIST 3" DISCH.
SERVICE
EXIST CONDENSER
SERV.

EXIST 1"
ON EXIST T.
MULTI APARTMENTS
H.

NEW DOMESTIC
WATER HEATER
NEW SPRINKLER
SERVICE A
NEW SERVICE
VALVE

DOUBLE DETECT.
CHECK VALVE
3/4" DISCH.
1/2" INCH
1/2" DISCH.
1/4" INCH

SEE SPRINKLER DIAG.
FOR CONNECTION

**HARLEM Y.M.C.A.
JACKIE ROBINSON
YOUTH CENTER**

RENOVATION
181 WEST 15TH STREET
NEW YORK, N.Y. 10011

DEPARTMENT OF
BUILDINGS
BOROUGH MANHATTAN
NO. 100683048
SHEETS FILED
ORIGINAL
APPROVED
APR 14 1994
DATE

CLIENT:
YMCA OF GREATER NEW YORK
333 SEVENTH AVENUE, 15TH FLOOR
NEW YORK, NEW YORK 10011
HARLEM YMCA
180 WEST 15TH STREET
NEW YORK, NEW YORK 10011

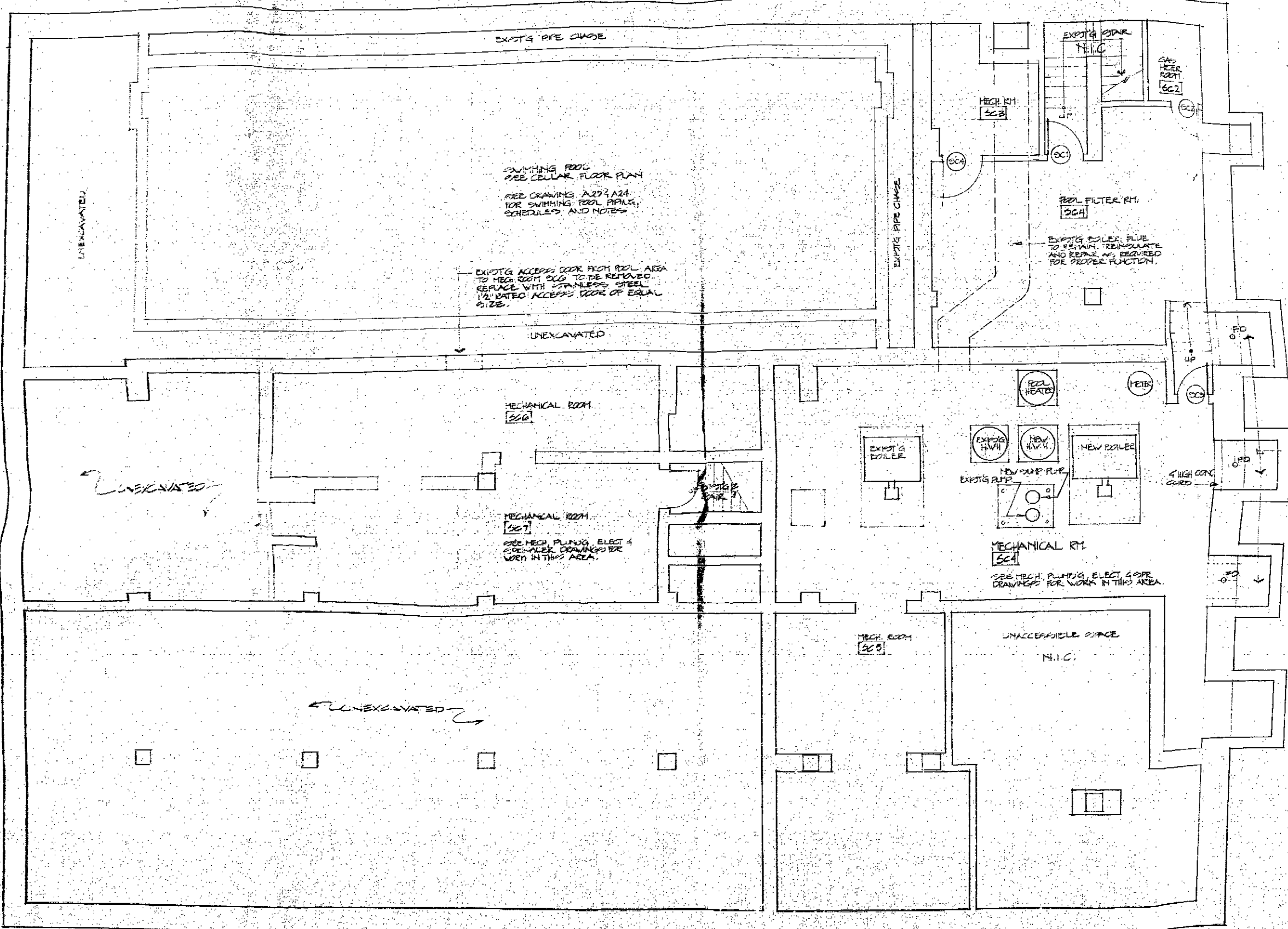
MECHANICAL ENGINEERS:
HARDIE & ASSOCIATES
438 BROADWAY, 6TH FL.
NEW YORK, NEW YORK 10018
STRUCTURAL ENGINEERS:
MAHENDRA SHERA
4 WEST 40TH ST., RM. 1307
NEW YORK, NEW YORK 10018

GARRISON
McNEIL &
ASSOCIATES
ARCHITECTS PLANNERS
10 WEST 126TH ST.
NY, NY 10027
212 722 0700

WILLIAM G. McNEIL
REGISTERED ARCHITECT

COMB. NO. 05-93-04
DATE SCALE DRAWN
Title SUBCELLAR
CONSTRUCTION PLAN

Drawing No.
A-5



HARLEM Y.M.C.A. JACKIE ROBINSON YOUTH CENTER

RENOVATION

181 WEST 135TH STREET
NEW YORK, N.Y. 10032

DEPARTMENT OF
BUILDINGS
BOROUGH MANHATTAN
NO. 100683045
SHEETS FILED
ORIGINAL
APPROVED
APR 14 1984

CLIENT
YMCA OF GREATER NEW YORK
333 SEVENTH AVENUE, 15TH FLOOR
NEW YORK, NEW YORK 10001

HARLEM YMCA
181 WEST 135TH STREET
NEW YORK, NEW YORK 10032

MECHANICAL ENGINEER
HARDIE & ASSOCIATES
838 BROADWAY, 10TH FLOOR
NEW YORK, NEW YORK 10009

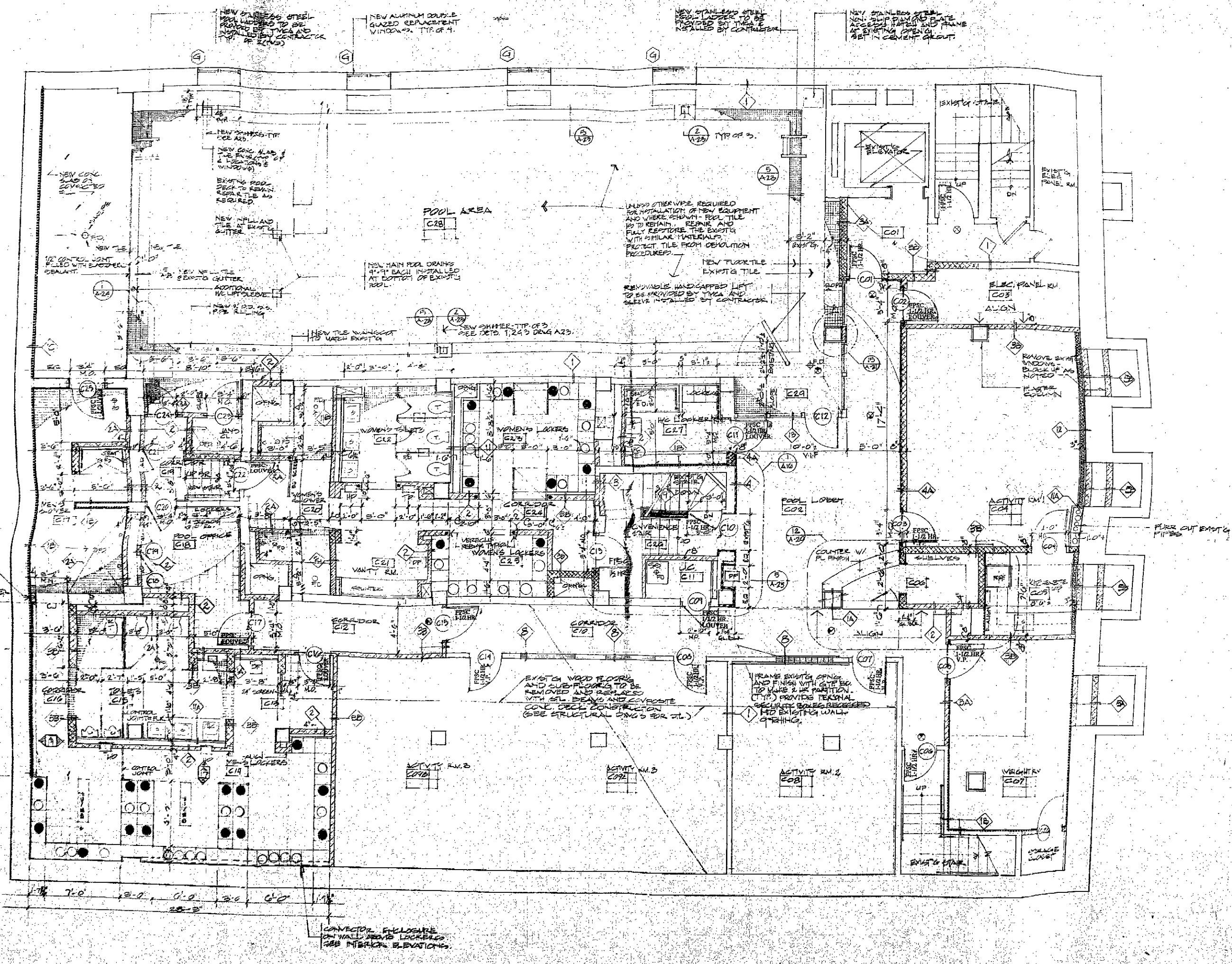
STRUCTURAL ENGINEER
MAHENDRA SHUKLA
8 WEST 40TH ST., 12TH FLOOR
NEW YORK, NEW YORK 10018

GARRISON
McNEIL &
ASSOCIATES
ARCHITECTS - PLANNERS

Wills & ...
Professional Seal

CONTRACT NO. 03-92-04
DATE 11-2-82
Title
CONSTRUCTION PLAN

Drawing No.




**HARLEM YMCA
JACKIE ROBINSON
YOUTH CENTER**

RENOVATION

151 WEST 135TH STREET
NEW YORK, N.Y. 10020

12/17/93
01/25/94



CLIENT:

YMCA OF GREATER NEW YORK
125 WEST 135TH STREET
NEW YORK, NEW YORK 10020

HARLEM YMCA
151 WEST 135TH STREET
NEW YORK, NEW YORK 10020

MECHANICAL ENGINEER:

HAEBLE & ASSOCIATES
15 BROADWAY, 11TH FL.
NEW YORK, NEW YORK 10003

STRUCTURAL ENGINEER:

MACH. DRA. SHEETS
5 WEST 40TH ST., 5TH FL. 10018
NEW YORK, NEW YORK 10018

**GARRISON
MCNEIL &
ASSOCIATES**

ARCHITECTS - PLANNERS

175 WEST 126TH ST.
N.Y. NY 10027
212-222-0700

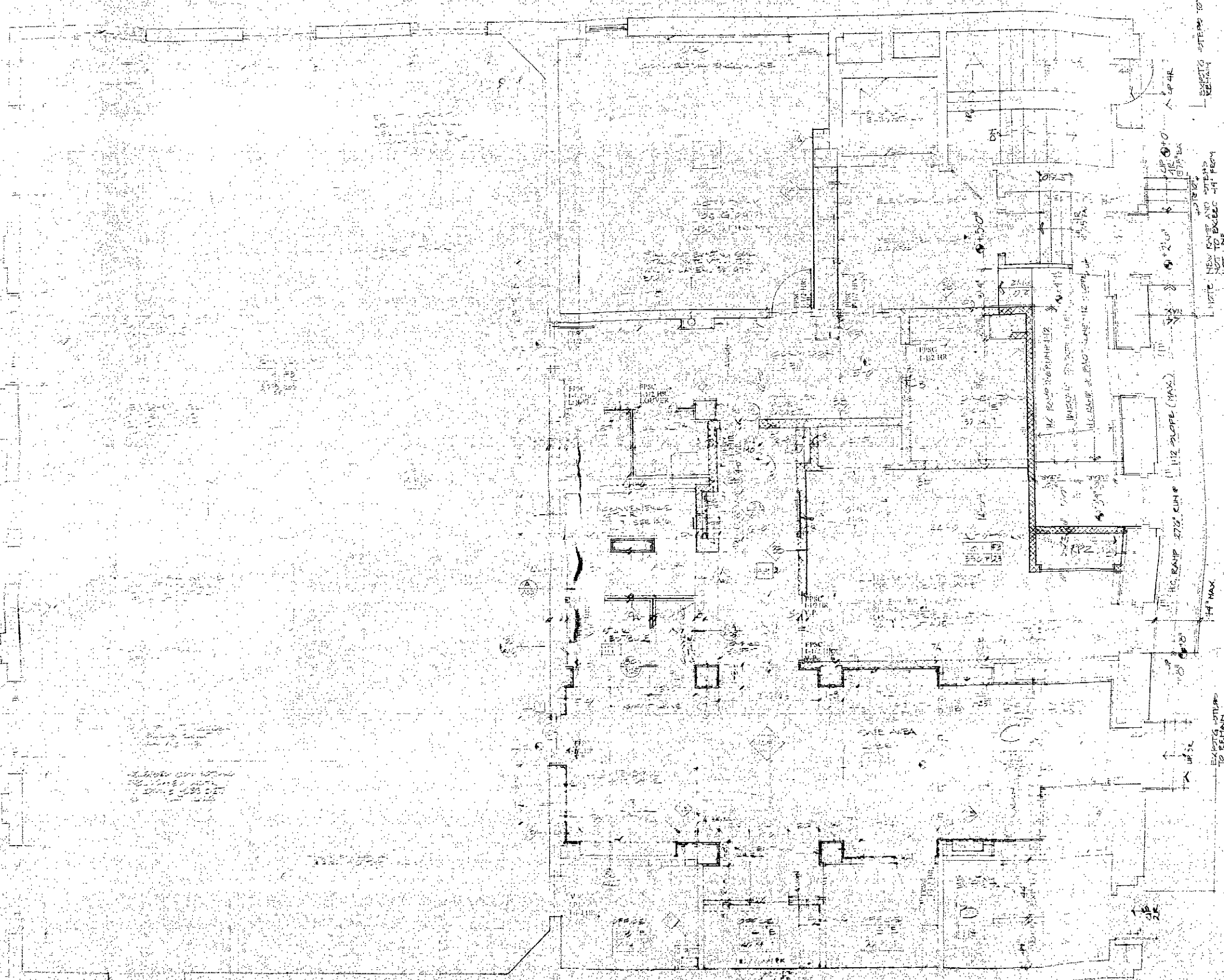


Title
FIRST FLOOR
CONSTRUCTION PLAN

100683048
DEPT. OF BLDGS.

Drawing No.

A-7




HARLEM JACKIE ROBINSON YOUTH CENTER
 REPAIRS
 181 WEST 135TH STREET
 NEW YORK, N.Y. 10030

DEPARTMENT OF BUILDINGS
 BOROUGH OF MANHATTAN
 NO. 100 68 3043
 SHEETS FILED
 ORIGINAL APPROVED
 DATE APR 14 1994
 ARCHITECT

CLIENT:
 YMCA OF GREATER NEW YORK
 333 SEVENTH AVENUE, 15TH FLOOR
 NEW YORK, NEW YORK 10001
 HARLEM YMCA
 180 WEST 135TH STREET
 NEW YORK, NEW YORK 10030

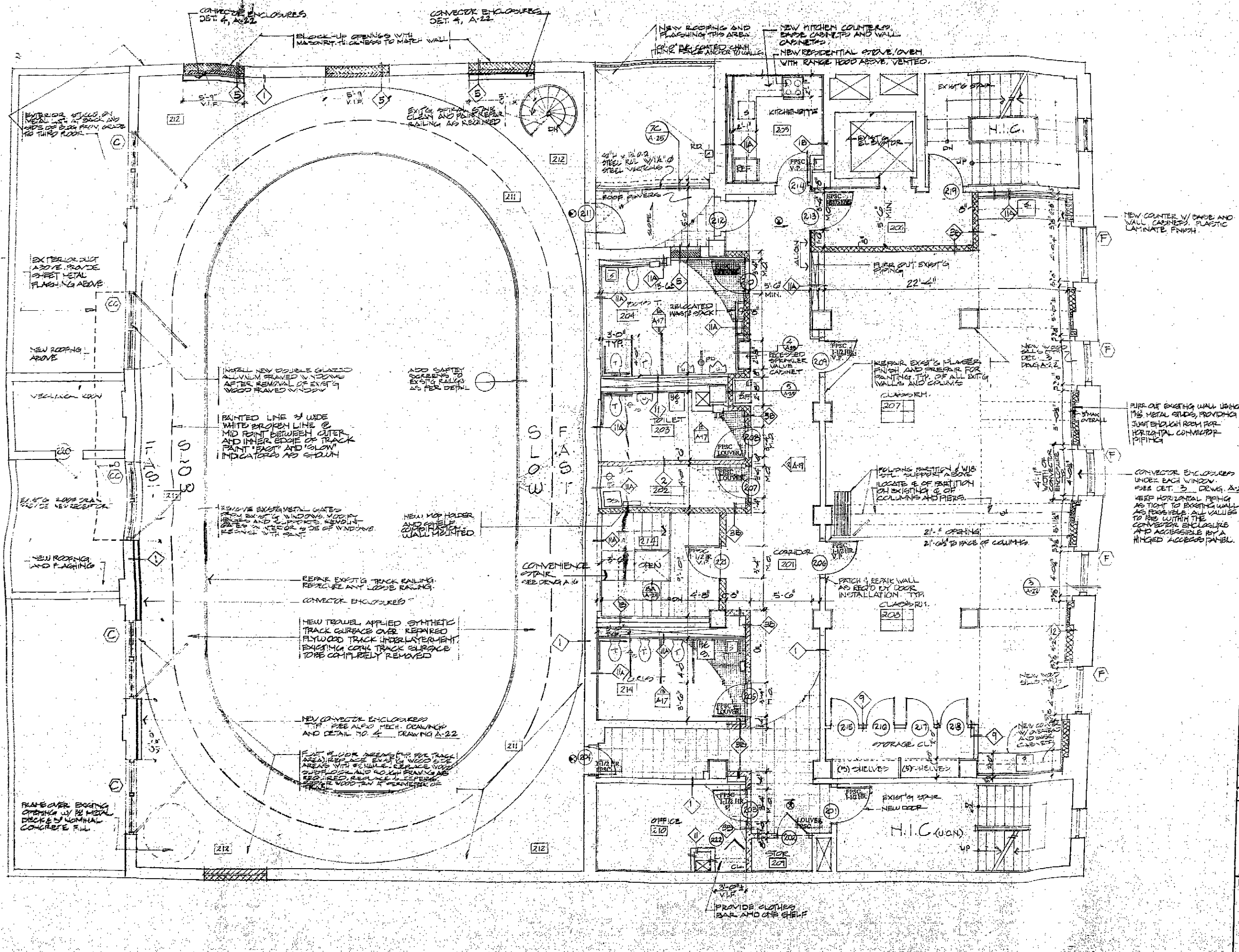
MECHANICAL ENGINEER:
 HARDIS & ASSOCIATES
 838 BROADWAY, 6TH FL.
 NEW YORK, NEW YORK 10004
 STRUCTURAL ENGINEER:
 MAHENDRA SHETH
 6 WEST 40TH ST., RM. 1007
 NEW YORK, NEW YORK 10018

GARRISON McNEIL & ASSOCIATES
 ARCHITECTS-PLANNERS
 180 WEST 135TH STREET
 NEW YORK, NEW YORK 10030
 (212) 861-1000



Drawn No. 05-93-09
 Title: **SECOND FLOOR CONSTRUCTION PLAN**

Drawing No. **A-9**



CONNECTOR ENCLOSURES DET. 4, A-22
 BLOCK-UP OPENINGS WITH MASONRY THICKNESS TO MATCH WALL
 CONNECTOR ENCLOSURES DET. 4, A-22

NEW ROOFING AND FLASHING THIS AREA
 NEW MICHEN COUNTERS, CABINETS AND WALL CABINETS
 NEW RESIDENTIAL STOVE/OVEN WITH RANGE HOOD ABOVE, VENTED

NEW COUNTER W/ DRAIN AND WALL CABINETS, PLASTIC LAMINATE FINISH

REMOVE EXISTING WALL USING 1 1/2" METAL STUDS, PROVIDING JUST ENOUGH ROOM FOR HORIZONTAL CONNECTOR PIPING

CONNECTOR ENCLOSURES UNDER EACH WINDOW. SEE DET. 3 DRAWG. A-22
 KEEP HORIZONTAL PIPING AS TIGHT TO EXISTING WALL AS POSSIBLE. ALL VALVES TO BE WITHIN THE CONNECTOR ENCLOSURE AND ACCESSIBLE BY A HINGED ACCESS PANEL

EXTERIOR WALLS OF METAL DECK TO BE REINFORCED WITH 2" DIA. STEEL RODS AND WIDE OF BRICK FROM GROUND TO THIRD FLOOR

EXTERIOR JOIST ABOVE. PROVIDE SHEET METAL FLASHING ABOVE

NEW ROOFING ABOVE

VEHICLE LOAN

NEW ROOFING AND FLASHING

FRAME OVER EXISTING OPENING W/ 18" METAL DECK & NOMINAL CONCRETE FILL

INSTALL NEW DOUBLE GLAZED ALUMINUM FRAMED W/ INSULATED AFTER REMOVAL OF EXIST'G WOOD FRAMED WINDOW

PAINTED LINE 1/2" WIDE WHITE BROKEN LINE @ MID POINT BETWEEN OUTER AND INNER EDGE OF TRACK PAINT "FAST" AND "SLOW" INDICATORS AS SHOWN

REMOVE EXISTING METAL GRATES FROM EXIST'G WINDOWS. MODIFY EXIST'G AND 2" TRACKS REMAINING UNDER WINDOW SILL TO RECEIVE NEW GRATE

REPAIR EXIST'G TRACK RAILING. RESECURE ANY LOOSE RAILING.

NEW TRACK APPLIED SYNTHETIC TRACK SURFACE OVER REPAIRED FLYWOOD TRACK UNDERLAYMENT. EXISTING CONCRETE TRACK SURFACE TO BE COMPLETELY REMOVED

NEW CONNECTOR ENCLOSURES. SEE ALSO MECH. DRAWING AND DETAIL TO 4 DRAWING A-22

1 1/2" x 2" x 8" BRICKS FOR TRACK AREA. BRICKS ARE TO BE SET IN AREAS WITH SCHEDULE. BRICKS NOT TO BE SET IN AREAS WITH SCHEDULE. BRICKS ARE TO BE SET IN AREAS WITH SCHEDULE.

ADD SAFETY SCREENING TO EXIST'G RAILING AS PER DETAIL

NEW MAP HOLDER AND SHELF. COMPARTMENT WALL MOUNTED

CONVENIENCE STAIR. SEE DRAWING A-14

PROVIDE CLOTHES BAR AND ONE SHELF

**GARRISON
McNEIL &
ASSOCIATES**
ARCHITECTS

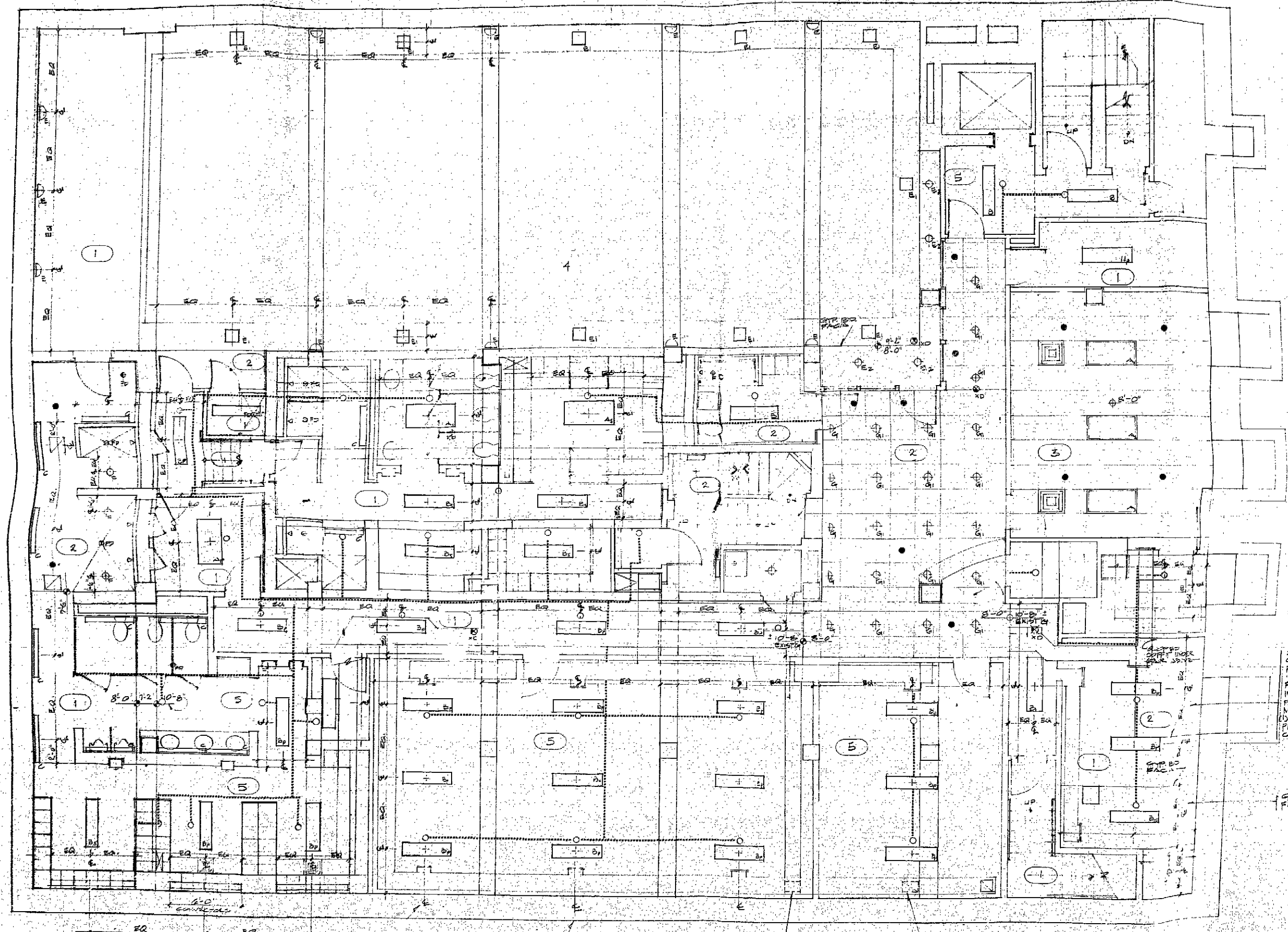
DEPARTMENT OF
BUILDINGS
BOROUGH OF MANHATTAN
NO. 100683048
SHEETS FILED
ORIGINAL
APPROVED
DATE APR 14 1934
BY [Signature]

CLIENT:
YMCA OF GREATER NEW YORK
333 SEVENTH AVENUE, 15TH FLOOR
NEW YORK, NEW YORK 10018

HARLEM YMCA
180 WEST 125TH STREET
NEW YORK, NEW YORK 10030

MECHANICAL ENGINEER:
HARDIE & ASSOCIATES
438 BROADWAY, 6TH FL.
NEW YORK, NEW YORK 10018

STRUCTURAL ENGINEER:
MAHENDRA SHETH
8 WEST 40TH ST., RM. 1407
NEW YORK, NEW YORK 10018



2 LAYERS OF TYPE 1
GYP BOARD ON METAL
FRAMING.
1 LAYER OF THERMA
FIBER FLEE SAFING
INSULATION.
PAINT UNDERSIDE OF
METAL STUD WITH
DESIGNER'S MARKING
PRIMER AND (ONE)
COAT ENAMEL.

GYP BO CEILING
FINISH TYPE 2

ALIGN CENTER LINE OF
LIGHT FIXTURES
WITH CENTER
LINE OF WALL

ALIGN CENTER LINE OF
LIGHT FIXTURES
WITH CENTER
LINE OF WALL

SUPPLY UP TO
FIRST FLOOR
THROUGH
EXISTING OPENING

RETURN UP TO FIRST
FLOOR THROUGH
EXISTING OPENING

COMPL NO. 03-93-04
DATE SCALE DRAWN
Title
**CELLAR REFLECTED
CEILING PLAN**

Drawing No.

A-9