

NOW
AVAILABLE

SUNSET-65 BUSINESS PARK

1106 TINKER ROAD, SUITES 170 & 190

ROCKLIN, CALIFORNIA

FOR LEASE

±5,184 SF



FEATURES

- ±5,184 SF Total
- ±1,408 SF Office
- ±3,776 SF Warehouse
- 3 Private Offices, Formal Reception Area, Break Room, 2 Restrooms
- Can be Modified to Accommodate up to 100% Office if Needed
- Two (2) ±12'x12' Grade Level Loading Doors
- Minimum Clear Height: ±16'
- Concrete Tilt Construction
- Zoning: INP-DC (Placer County)
- Part of a ±7.3 acre Business Park
- Located within walking distance of the new South Placer Justice Center
- Immediate access to Hwy. 65 via Sunset Blvd.

FOR MORE INFORMATION PLEASE CONTACT

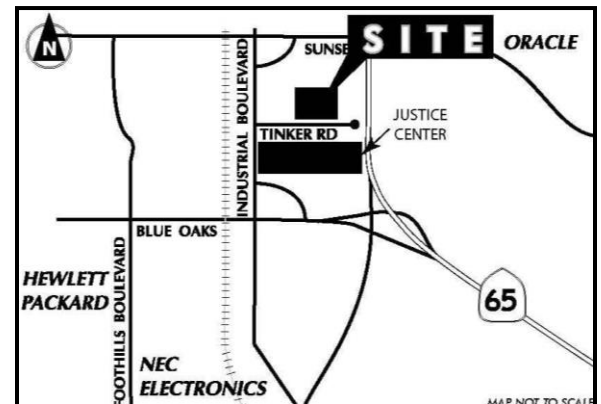
TODD SANFILIPPO

Executive Vice President
Lic 01045162
T +1 916 781 4859
todd.sanfilippo@cbre.com

WALTER SMYTH

Senior Vice President
Lic 00956946
T +1 916 781 4843
walter.smyth@cbre.com

CBRE, Inc.
1512 Eureka Road, Suite 100
Roseville, CA 95661
T +1 916 781 2400
F +1 916 781 4870
www.cbre.com/roseville

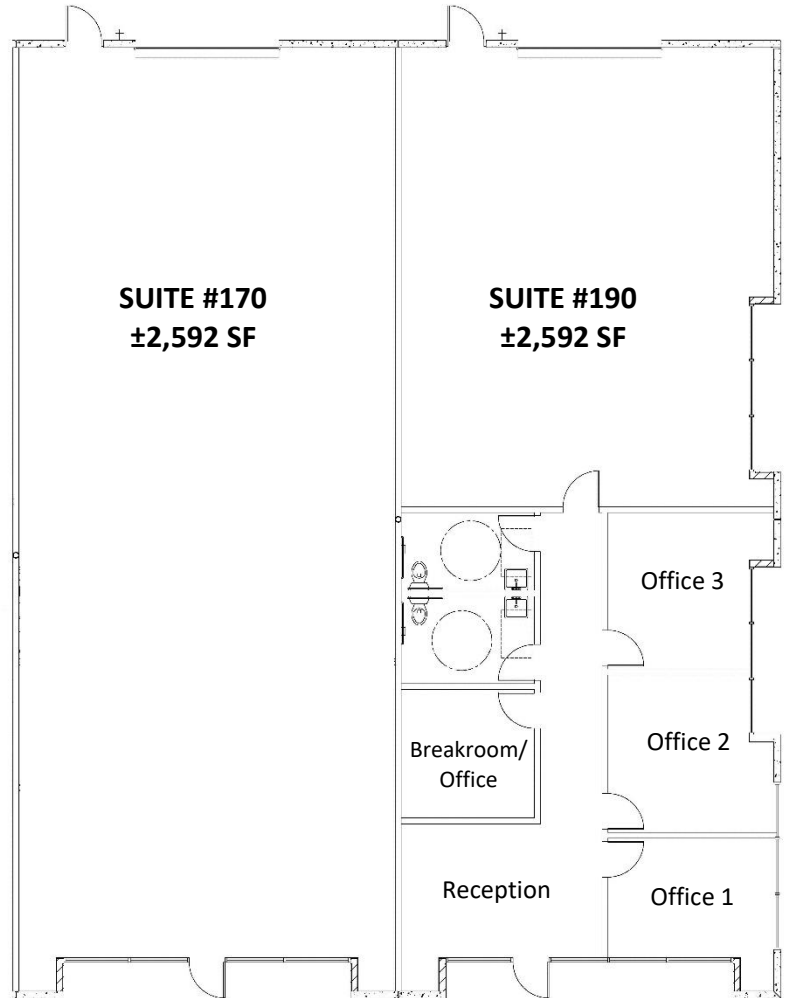
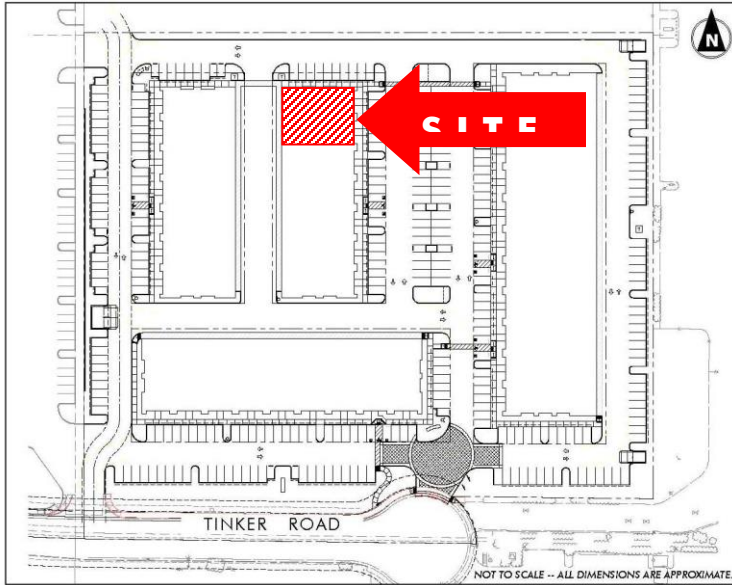


NOW
AVAILABLE



SUNSET-65 BUSINESS PARK

1106 TINKER ROAD, SUITES 170 & 190, ROCKLIN, CA



**FOR MORE INFORMATION
PLEASE CONTACT**

TODD SANFILIPPO

Executive Vice President
Lic 01045162
T +1 916 781 4859
todd.sanfilippo@cbre.com

WALTER SMYTH

Senior Vice President
Lic 00956946
T +1 916 781 4843
walter.smyth@cbre.com

CBRE, Inc.
1512 Eureka Road, Suite 100
Roseville, CA 95661
T +1 916 781 2400
F +1 916 781 4870
www.cbre.com/roseville

© 2024 CBRE, Inc. This information has been obtained from sources believed reliable. We have not verified it and make no guarantee, warranty or representation about it. Any projections, opinions, assumptions or estimates used are for example only and do not represent the current or future performance of the property. You and your advisors should conduct a careful, independent investigation of the property to determine to your satisfaction the suitability of the property for your needs.



