


sweeney

REAL ESTATE & APPRAISAL

OFFICE CONDO FOR LEASE

1300 HIGHLAND CORPORATE DRIVE CUMBERLAND - RHODE ISLAND



One Turks Head Place, Suite 850 • Providence, Rhode Island 02903
T: 401.331.9300 • F: 401.331.9306 • www.sreari.com



THOMAS O. SWEENEY, SIOR | TSWEENEY@SREARI.COM | 401-331-9300 | 401-523-5101

1300 HIGHLAND CORPORATE DRIVE, UNIT 204 CUMBERLAND - RHODE ISLAND

Rental Rate: \$19/SF
Lease Type: Modified Gross, Net of Utilities

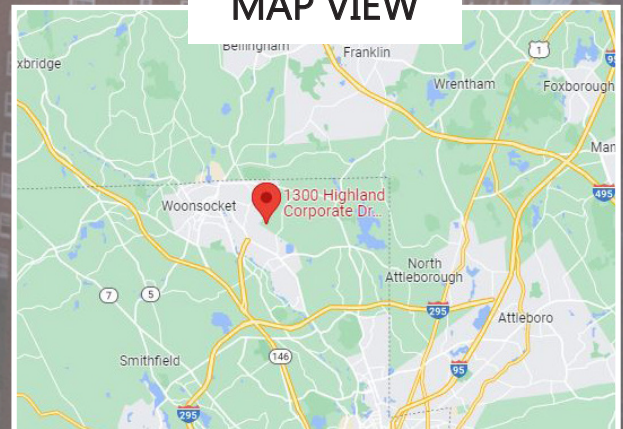
PROPERTY DETAILS

- Cumberland Office Park
- Unit 204
- 2,350± SF Office Space
- Three (3) Private Offices
- Conference Room
- Ample On Site Parking
- Built in 2004
- Professionally Managed
- Located directly off RT 99
- Just North of I-295 & 146 Intersection

INTERIOR



MAP VIEW

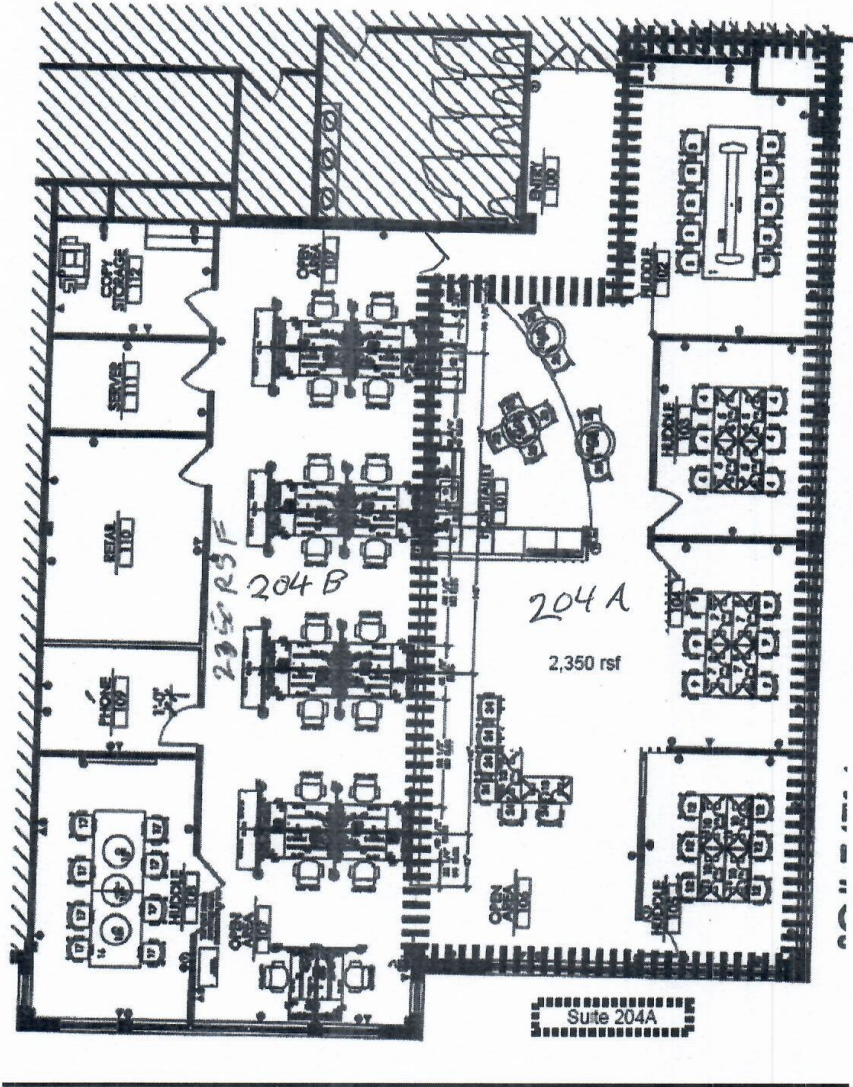


THOMAS O. SWEENEY, SIOR | TSWEENEY@SREARI.COM | 401-331-9300 | 401-

All information furnished regarding property for sale, rental or financing is from sources deemed reliable. But no warranty or representation is made as to the accuracy thereof and same is submitted subject to errors, omissions, change or price, rental or other conditions, prior sale lease or financing or withdrawal without notice.

1300 HIGHLAND CORPORATE DRIVE CUMBERLAND - RHODE ISLAND

FLOOR PLAN



THOMAS O. SWEENEY, SIOR | TSWEENEY@SREARI.COM | 401-331-9300 | 401-523-5101

All information furnished regarding property for sale, rental or financing is from sources deemed reliable. But no warranty or representation is made as to the accuracy thereof and same is submitted subject to errors, omissions, change or price, rental or other conditions, prior sale lease or financing or withdrawal without notice.

1300 HIGHLAND CORPORATE DRIVE CUMBERLAND - RHODE ISLAND

OFFICE PARK OVERVIEW

Highland Corporate Park is anchored by CVS Health and offers direct highway access via Route 99, just 3.5 miles north of Routes 295 and 146. It is located less than 15 minutes from downtown Providence, 50 minutes from downtown Boston, and 30 minutes from Worcester



	Population	Households	Average HH Income
1 Mile	4,486	1,760	\$106,743
3 Miles	59,540	24,349	\$80,097
5 Miles	99,441	39,354	\$94,672

THOMAS O. SWEENEY, SIOR | TSWEENEY@SREARI.COM | 401-331-9300 | 401-523-5101

sweeney

REAL ESTATE & APPRAISAL

OFFICE CONDO FOR LEASE

1300 HIGHLAND CORPORATE DRIVE CUMBERLAND - RHODE ISLAND

ADDITIONAL PHOTOS



One Turks Head Place, Suite 850 • Providence, Rhode Island 02903
T: 401.331.9300 • F: 401.331.9306 • www.sreari.com



THOMAS O. SWEENEY, SIOR | TSWEENEY@SREARI.COM | 401-331-9300 | 401-523-5101