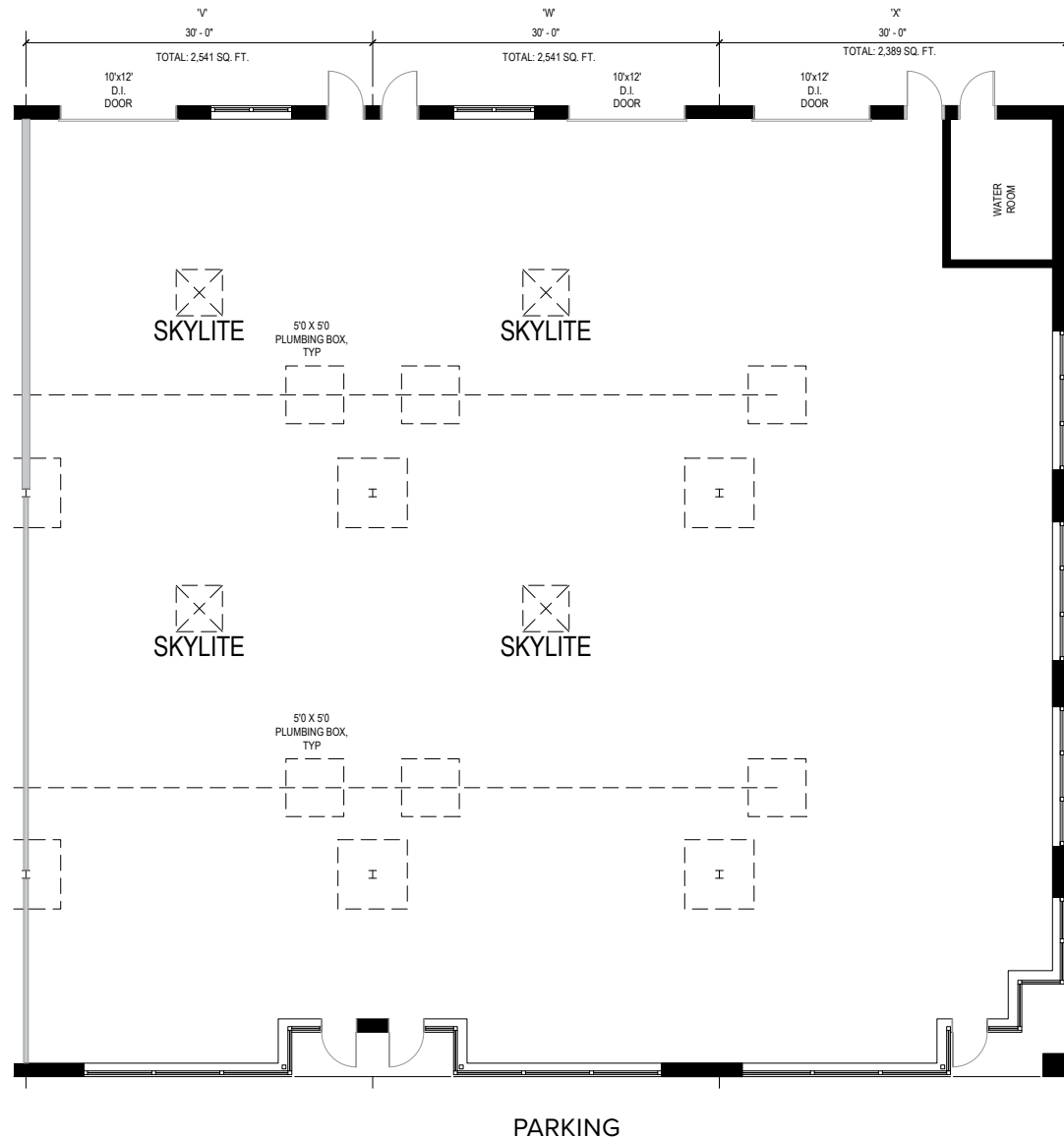
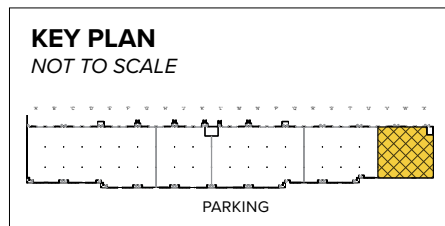




**CLICK TO VIEW
VIRTUAL TOUR**

TOTAL SF AVAILABLE:
2,389–7,471 SF

New LEED flex/R&D building with direct highway visibility, signage opportunity, 18' clear shell space, drive-in (3), with deep truck court






Flex/R&D Buildings

513 Progress Drive	42,120 SF
514 Progress Drive	72,240 SF
517 Progress Drive	42,120 SF
521 Progress Drive	40,080 SF
525 Progress Drive	40,080 SF
701 Digital Drive	45,120 SF
705 Digital Drive	72,240 SF
709 Digital Drive	69,240 SF
805 Pinnacle Drive	62,160 SF LEED GOLD
809 Pinnacle Drive	51,120 SF LEED GOLD
811 Pinnacle Drive	48,120 SF LEED GOLD
813 Pinnacle Drive	34,560 SF LEED GOLD

Flex/R&D Specifications

LEED	Core & shell
Suite Sizes	2,400 up to 72,240 SF
Ceiling Height	16 ft. clear minimum
<i>805 Pinnacle Drive</i>	18 ft. clear minimum
Offices	Built to suit
Parking	4 spaces per 1,000 SF
Heat	Gas
Roof	EPDM & TPO Rubber
Exterior Walls	Brick on block
Loading	Dock or drive-in
Zoning	W-1

Over 619,200 square feet of versatile flex/R&D space resides within BWI Tech Park. These adaptable buildings offer tenants maximum flexibility by combining thirty-foot wide spaces with 16–18 foot ceiling heights. Suite sizes range from 2,400 square feet up to 72,240 square feet and offer dock and drive-in loading. Free, generous parking is available adjacent to each building.





Distances to:

Annapolis, MD (Downtown)	22 miles
Arundel Mills Mall	4 miles
Baltimore, MD (Downtown)	8 miles
BWI Airport	2 miles
Columbia, MD	12 miles
Interstate 495 (Capital Beltway)	19 miles
Interstate 695 (Baltimore Beltway)	3 miles
MD 100	4 miles
MD 295.....	0.1 mile

Contact Us

For additional leasing information or to schedule a tour, contact:

OFFICE & FLEX/R&D SPACE:

Jonas Asner
 Partner in Training
 jasner@sjpi.com
 410.369.1297

Lacey Johansson
 Assistant Vice President, Leasing
 ljohansson@sjpi.com
 410.369.1229

RETAIL SPACE:

Eric Llewellyn
 Retail Leasing Representative
 ellewellyn@sjpi.com
 443.369.1308

Bill Holzman
 Vice President, Retail Leasing
 bholzman@sjpi.com
 410.369.1240

Corporate Headquarters:

2560 Lord Baltimore Drive | Baltimore, MD 21244

410.788.0100 | SJPI.COM

About St. John Properties

St. John Properties, Inc. is one of the nation's largest and most successful privately held commercial real estate firms. Founded in 1971, the vertically-integrated company develops, owns and manages office, flex/ research and development, warehouse, retail and residential space nationwide.

Connect with us @stjohnprop



This information contained in this publication has been obtained from sources believed to be reliable. St. John Properties makes no guarantee, warranty or representation about this information. Any projections, opinions, assumptions or estimates used here are for example only and do not represent the current or future performance of the property. Interested parties should conduct an independent investigation to determine whether the property suits their needs.
 REV 02/23