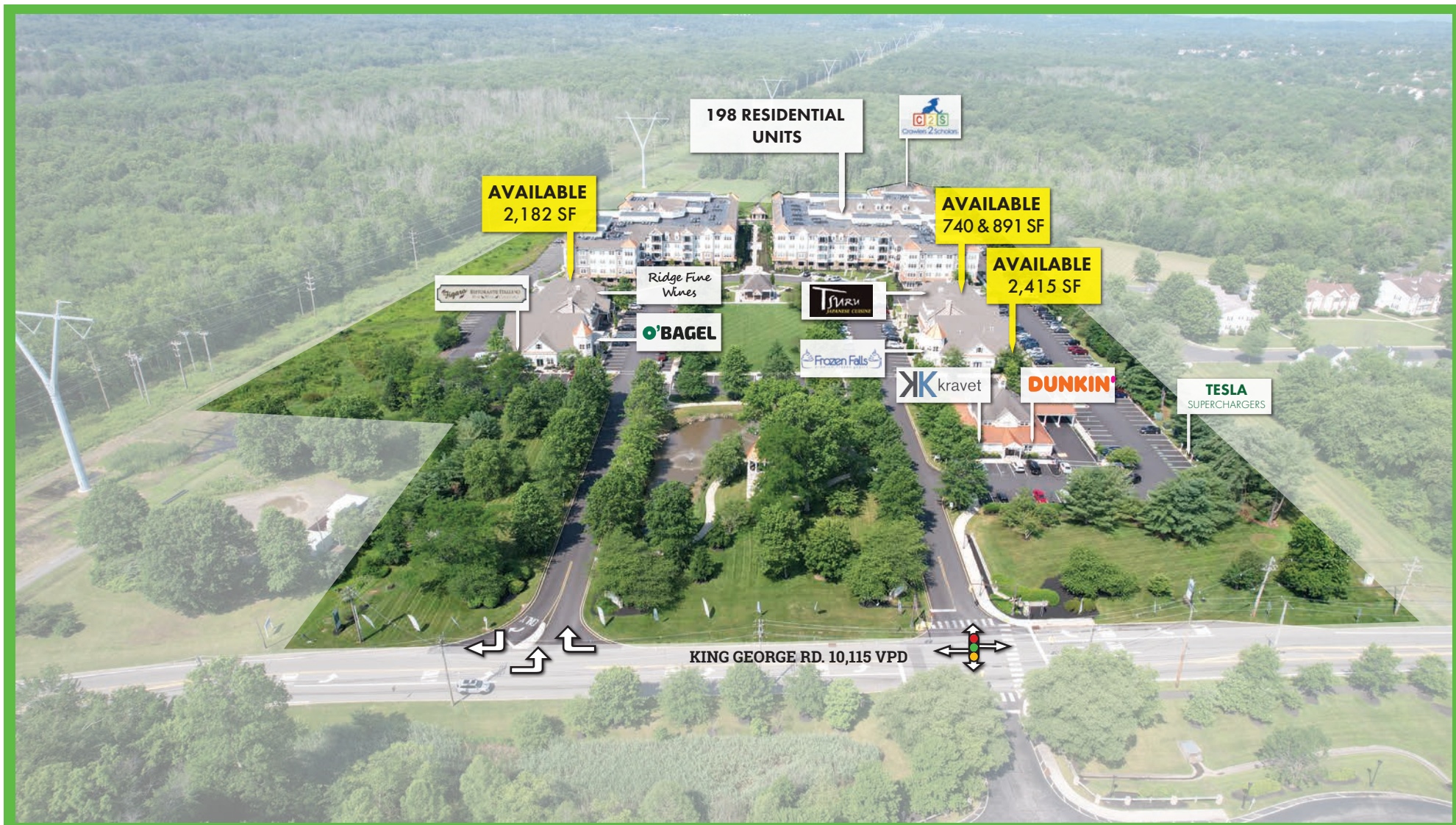


Dewy Meadow Village 403 King George Rd., Basking Ridge, NJ

FOR LEASE 740 SF - 2,415 SF



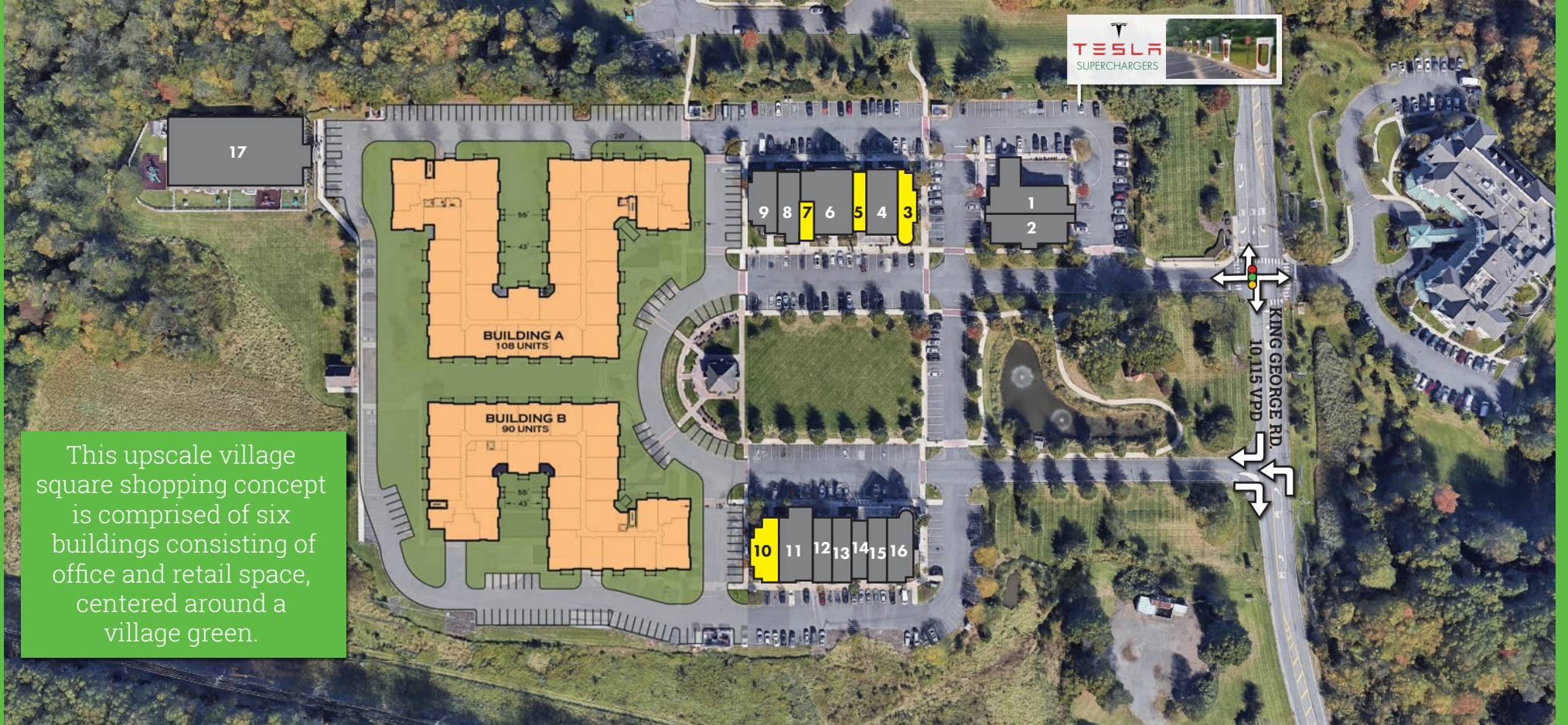
FOR PROPERTY INFORMATION, PLEASE CONTACT:

LEASING DEPARTMENT | 973.467.5000 | Retail@GardenHomes.com

GardenCommercial.com



This information has been obtained from sources believed reliable and is subject to errors, omissions, change of price, terms, prior sales and withdrawals. Any reliance solely on this information is at your own risk.



This upscale village square shopping concept is comprised of six buildings consisting of office and retail space, centered around a village green.

- | | | | |
|------------------------------|-------------------------------|----------------------|-------------------------|
| 1. Dunkin' | 6. Foxy Salon | 11. Ridge Fine Wines | 16. Figaro Restaurant |
| 2. Kravet Furnishings | 7. 740 SF AVAILABLE | 12. O'Bagel | 17. Crawlers 2 Scholars |
| 3. 2,415 SF AVAILABLE | 8. Do Ewe Knit | 13. The Stone Bean | |
| 4. Frozen Falls Yogurt | 9. Tsuru Japanese | 14. Sky Tae Kwon Do | |
| 5. 891 SF AVAILABLE | 10. 2,182 SF AVAILABLE | 15. Figaro Pizza | |

FOR PROPERTY INFORMATION, PLEASE CONTACT:

LEASING DEPARTMENT | 973.467.5000 | Retail@GardenHomes.com

GardenCommercial.com





891 SF AVAILABLE



2,415 SF AVAILABLE

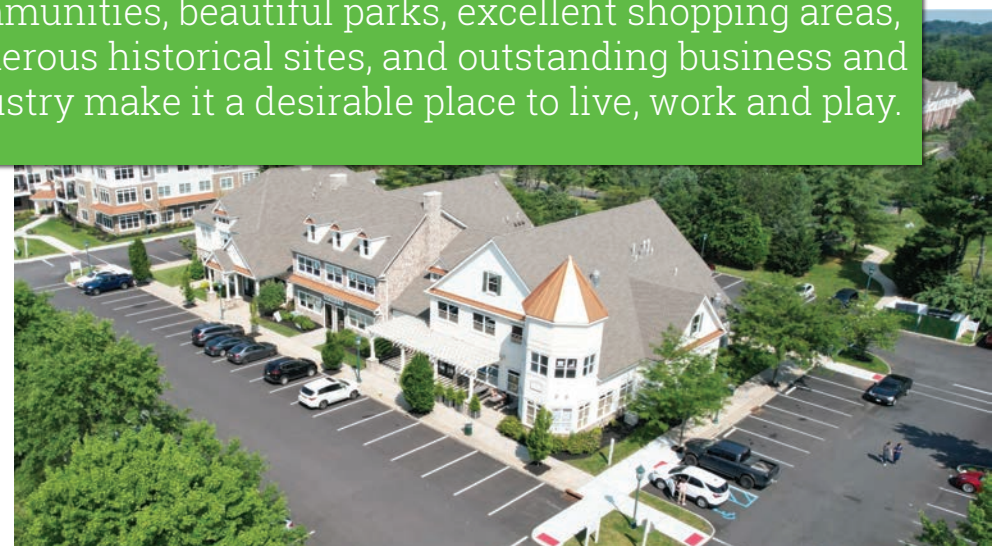


2,182 SF AVAILABLE

Basking Ridge contains a balance of urban and suburban neighborhoods and rural countryside. Fine residential communities, beautiful parks, excellent shopping areas, numerous historical sites, and outstanding business and industry make it a desirable place to live, work and play.



740 SF AVAILABLE



FOR PROPERTY INFORMATION, PLEASE CONTACT:

LEASING DEPARTMENT | 973.467.5000 | Retail@GardenHomes.com

GardenCommercial.com



This information has been obtained from sources believed reliable and is subject to errors, omissions, change of price, terms, prior sales and withdrawals. Any reliance solely on this information is at your own risk.

O'BAGEL **DUNKIN'** **Ridge Fine Wines**
Kravit **Frozen Falls** **Tsury**
198 RESIDENTIAL UNITS

DEMOGRAPHICS

	1 MILE	3 MILE	5 MILE
POPULATION	4,135	28,045	83,587
HOUSEHOLDS	2,011	10,546	30,143
AVERAGE HHI	\$170,376	\$281,636	\$263,306
BUSINESSES	78	1,043	3,546
EMPLOYEES	437	11,931	33,580
DAYTIME POP.	1,765	20,299	59,497

FOR PROPERTY INFORMATION, PLEASE CONTACT:

LEASING DEPARTMENT | 973.467.5000 | Retail@GardenHomes.com

GardenCommercial.com



This information has been obtained from sources believed reliable and is subject to errors, omissions, change of price, terms, prior sales and withdrawals. Any reliance solely on this information is at your own risk.