



410.788.0100 | SJPI.COM

Greenleigh

11531 Wakefield Street | Middle River, MD 21220

Suites 107-108



Total SF Available:

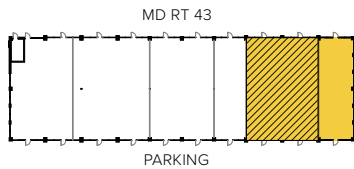
1,479-2,958 SF

New inline retail with frontage on White Marsh Boulevard (MD Rt. 43)

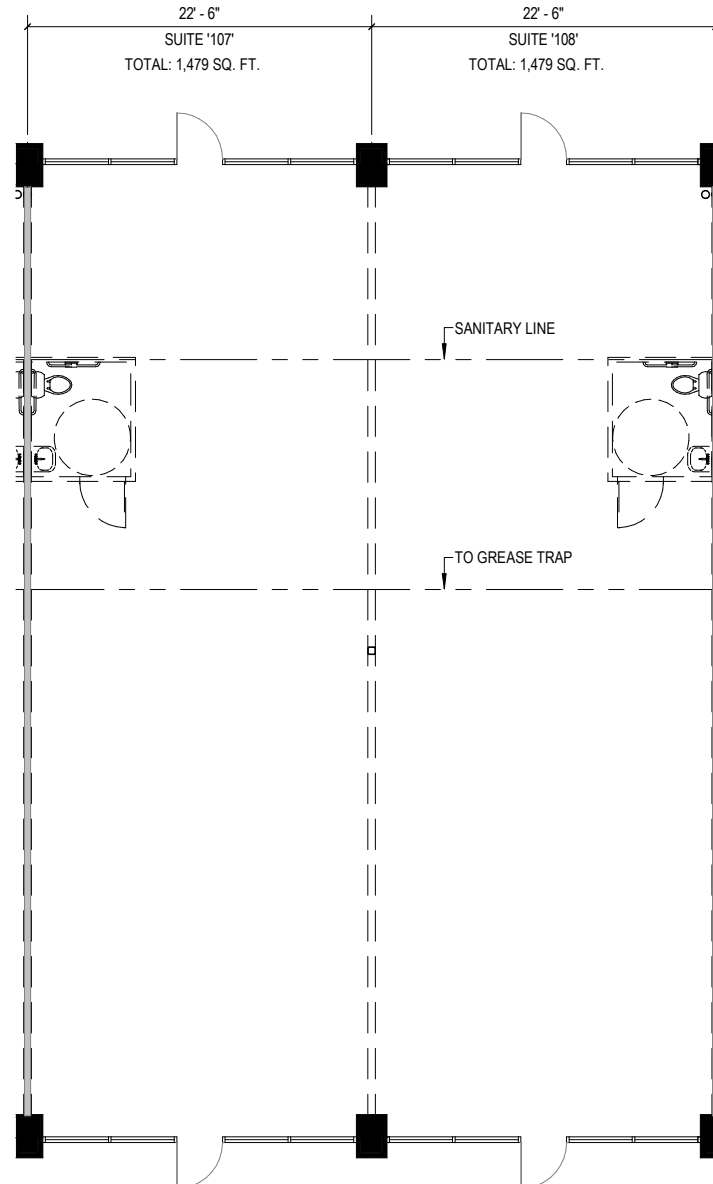
[CLICK TO VIEW VIRTUAL TOUR](#)

KEY PLAN

NOT TO SCALE



Note: This space plan is subject to existing field conditions. This drawing is proprietary and the exclusive property of St. John Properties, Inc. Any duplications, distribution, or other unauthorized use is strictly prohibited.





Retail

Inline space & pad sites available

The retail component of Greenleigh can support over 196,000 square feet of space, including inline merchant areas and pad sites.

Retail at Greenleigh is located along Rt. 43 (White Marsh Blvd.) in Baltimore County, and serves the 1,000-acre business community and over 3,300 residential units within the community. Over 43,200 people reside within a three-mile radius.

Traffic Count (MDOT)

MD Rt. 43 (White Marsh Blvd): 26,530 vehicles/day

Demographics


	1 Mile	3 Miles	5 Miles
Population	4,9136	43,463	143,775
Avg. Household Income	\$164,622	\$112,754	\$108,935

Pad Sites

Pad Sites		
6100 Greenleigh Ave (Grocery Site)	7.8 Acres	Up to 75,000 SF
7-Eleven 1500 Pocomoke Court		5,723 SF
Royal Farms 11905 Market Way		5,786 SF
Pad A Market Way		
Pad B Market Way		
Pad C Market Way		
Pad D Greenleigh Avenue		
Pad I Innovation Street		

Retail Availabilities

710 Concourse Circle		
Suites 101–103	Bajeko Sekuwa	4,266 SF
Suite 104	AVAILABLE	1,278 SF
Suite 105	Kore Barre	1,352 SF
Suite 106	Cellfix Plus	1,352 SF
Suites 107–109	AVAILABLE	3,386 SF
Suite 110	Bubbakoo's Burritos	1,726 SF
720 Concourse Circle		
Michael's Café		6,024 SF
730 Concourse Circle		
Dunkin'		2,663 SF
740 Concourse Circle		
Suites 109–110	Mallia Salon & Spa	2,338 SF
Suites 111–115	AVAILABLE	10,653 SF
750 Concourse Circle		
Suite 100	AVAILABLE	2,085 SF
Suite 101	Subway	1,620 SF
Suite 102	Thai Rainbow	2,430 SF
Suite 103	The UPS Store	1,639 SF
Suite 104	Crossroads Wine & Spirits	2,690 SF
Suite 105	Polishes Nail & Spa	1,688 SF
Suites 106–108	Potomac Pizza	4,899 SF
11521 Wakefield Street		
Suites 100–102	AVAILABLE	4,437 SF
Suites 103–106	Uptown Cheapskate	5,256 SF
Suites 107–109	Sherwin Williams	4,282 SF
11531 Wakefield Street		
Suites 100–103	AVAILABLE	5,596 SF
Suites 104–105	ISI Elite Training	2,628 SF
Suite 106	Enjoy-A-Bowl	1,314 SF
Suites 107–109	AVAILABLE	4,437 SF



Scan now to take a virtual tour, download floor plans and more!

Contact Us

For additional leasing information or to schedule a tour, contact:

OFFICE/FLEX SPACE:

Bill Jautze

Assistant Vice President, Leasing

BJautze@sjpi.com | 410.369.1213

RETAIL SPACE:

Bill Holzman

Vice President, Retail Leasing

BHolzman@sjpi.com | 410.369.1240

Corporate Headquarters:

2560 Lord Baltimore Drive | Baltimore, MD 21244

410.788.0100 | SJPI.COM



About St. John Properties

St. John Properties, Inc. is one of the nation's largest and most successful privately held commercial real estate firms. Founded in 1971, the vertically-integrated company develops, owns and manages office, flex/ research and development, warehouse, retail and multifamily space nationwide.

Connect with us @stjohnprop



This information contained in this publication has been obtained from sources believed to be reliable. St. John Properties makes no guarantee, warranty or representation about this information. Any projections, opinions, assumptions or estimates used here are for example only and do not represent the current or future performance of the property. Interested parties should conduct an independent investigation to determine whether the property suits their needs. REV 04/25