



Food 4 Less

Norwalk Blvd (13,627 CPD)

Carson St (38,276 CPD)

Retail Space For Lease

Available:

±800 - 6,760 SF

Contact us:

(323) 609 3172

James Rodriguez  
Sr. Vice President  
+1 213 532 3284  
james.rodriquez@colliers.com

Michael Bohorquez  
Vice President  
+1 213 532 3220  
michael.bohorquez@colliers.com



Colliers International  
865 S. Figueroa St., Suite 3500  
Los Angeles, CA 90017

# Hawaiian Gardens Town Center

12090-12144 E Carson St  
Hawaiian Gardens, CA, 90716

## Property Highlights

- ±126,000 SF prime shopping center
- Join EOS Fitness, O'Reilly Auto Parts, WSS, Jack in the Box, and El Pollo Inka
- Located at a major signalized intersection with traffic counts exceeding 51,000 cars per day (Carson St & Norwalk Blvd)
- Close proximity to the 605 Freeway (210,000 CPD)
- Strong three-mile demographics with over 207,000 residents and 66,000 households, a daytime population of 88,000, and an average household income over \$123,000





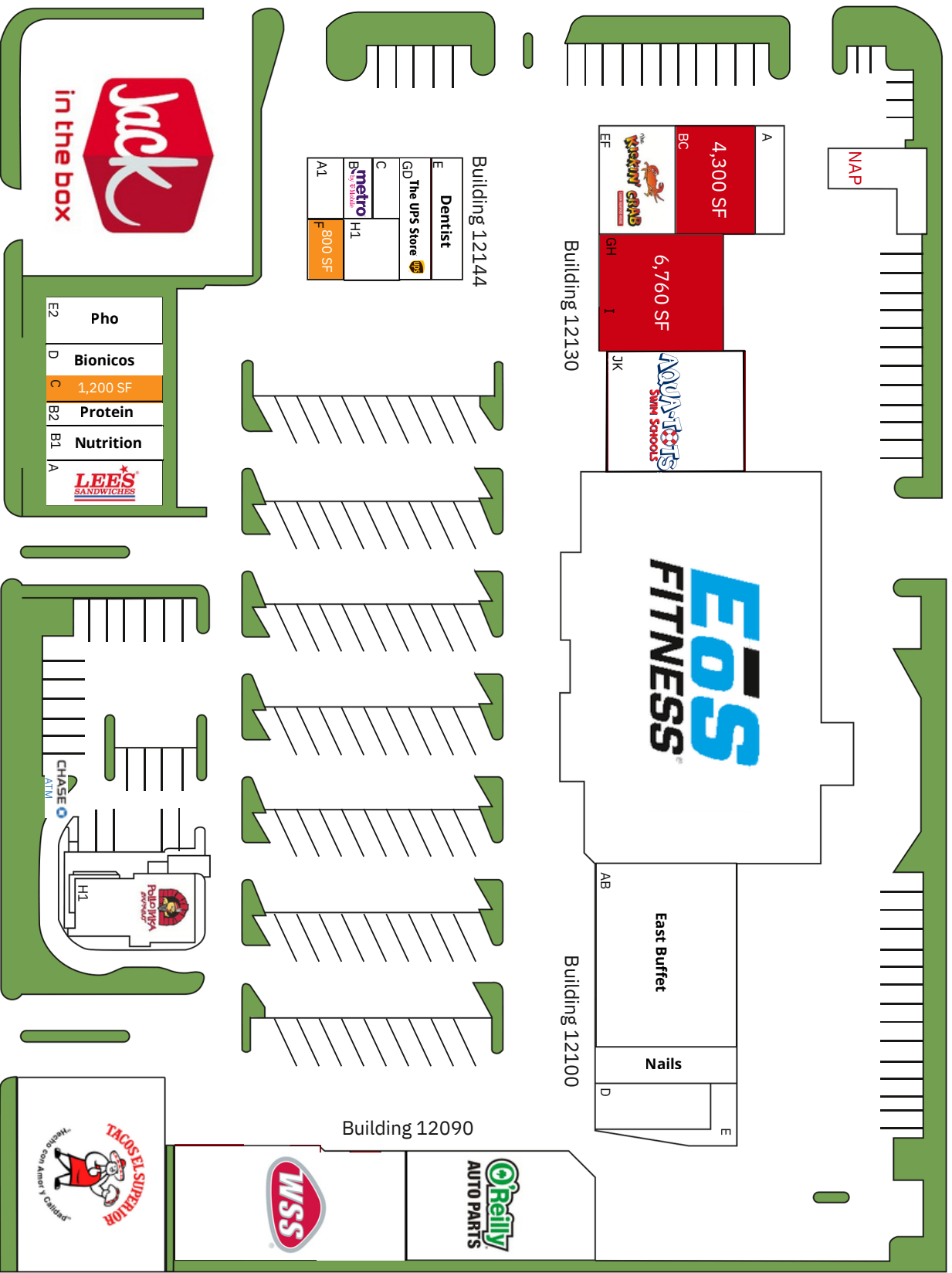
Copyright © 2026 Colliers International. Information herein has been obtained from sources deemed reliable, however its accuracy cannot be guaranteed. The user is required to conduct their own due diligence and verification.

Accelerating success.

# Site Plan

NORWALK BOULEVARD

 Vacant  
 Potentially Available



Building 12140

Building 12130

Building 12100

Building 12090

CARSON STREET





# Photos



# Demographics

	1 mile radius	3 mile radius	5 mile radius
<b>Current Year Summary</b>			
Total Population	34,226	207,124	548,302
Total Households	9,684	66,606	178,074
Total Family Households	7,759	53,034	133,646
Average Household Size	3.53	3.09	3.04
Median Age	33.7	41.2	39.6
Population Age 25+	22,165	149,343	386,287
2010-2021 Population: Annual Growth Rate (CAGR)	0.00%	0.08%	0.14%
<b>Five Year Projected Trends: Annual Rate (CAGR)</b>			
Population	-0.07%	0.04%	0.06%
Households	-0.12%	-0.03%	-0.02%
Families	-0.07%	0.00%	0.02%
Median Household Income	1.87%	1.56%	2.55%
<b>Current Year Population by Sex</b>			
Male Population	16,848	100,082	265,759
% Male	49.2%	48.3%	48.5%
Female Population	17,378	107,042	282,543
% Female	50.8%	51.7%	51.5%
<b>Current Year Race and Ethnicity</b>			
Total	34,227	207,124	548,301
White Alone	43.3%	48.3%	49.3%
Black Alone	6.5%	4.4%	5.2%
American Indian Alone	0.9%	0.6%	0.7%
Asian Alone	20.1%	31.4%	25.5%
Pacific Islander Alone	0.7%	0.5%	0.6%
Some Other Race Alone	23.5%	9.3%	13.2%
Two or More Races	5.0%	5.5%	5.6%
Hispanic Origin	53.6%	26.0%	33.0%
Diversity Index	88.3	79.4	82.6
<b>Current Year Educational Attainment</b>			
Total	22,168	149,344	386,287
Less than 9th Grade	11.4%	4.6%	6.3%
9th - 12th Grade, No Diploma	10.3%	4.8%	5.8%
High School Graduate	22.7%	17.1%	18.1%
GED/Alternative Credential	2.3%	1.7%	1.8%
Some College, No Degree	20.7%	20.9%	21.7%
Associate Degree	7.7%	8.8%	8.8%
Bachelor's Degree	18.0%	27.8%	25.1%
Graduate/Professional Degree	7.0%	14.4%	12.5%
<b>Current Year Income and Households Summary</b>			
Median Household Income	\$74,438	\$101,340	\$88,669
Average Household Income	\$88,473	\$123,375	\$112,274
Per Capita Income	\$24,995	\$39,689	\$36,455
<b>Current Year Summary Business Data</b>			
Total Businesses	667	8,038	20,692
Total Daytime Population	30,069	200,313	548,364
Daytime Population: Workers	9,943	88,394	245,822
Daytime Population: Residents	20,126	111,919	302,542

## Contact

**James Rodriguez**  
Sr. Vice President  
+1 213 532 3284  
james.rodriguez@colliers.com

**Michael Bohorquez**  
Vice President  
+1 213 532 3220  
michael.bohorquez@colliers.com