



BREA, CALIFORNIA

**±96,191 SF**  
For Sublease

Racking Included | 4,944 Pallet Positions

**3172 Nasa Street, Unit A**

**CBRE**



±96,191 SF OF INDUSTRIAL SPACE



±7,000 SF OF OFFICE SPACE



TEN (10) DOCK HIGH DOORS (8 W/ LOAD LEVELERS)



ONE (1) GROUND LEVEL DOOR



32' MINIMUM WAREHOUSE CLEARANCE



1,200 AMPS, 277/480 VOLT POWER (VERIFY)

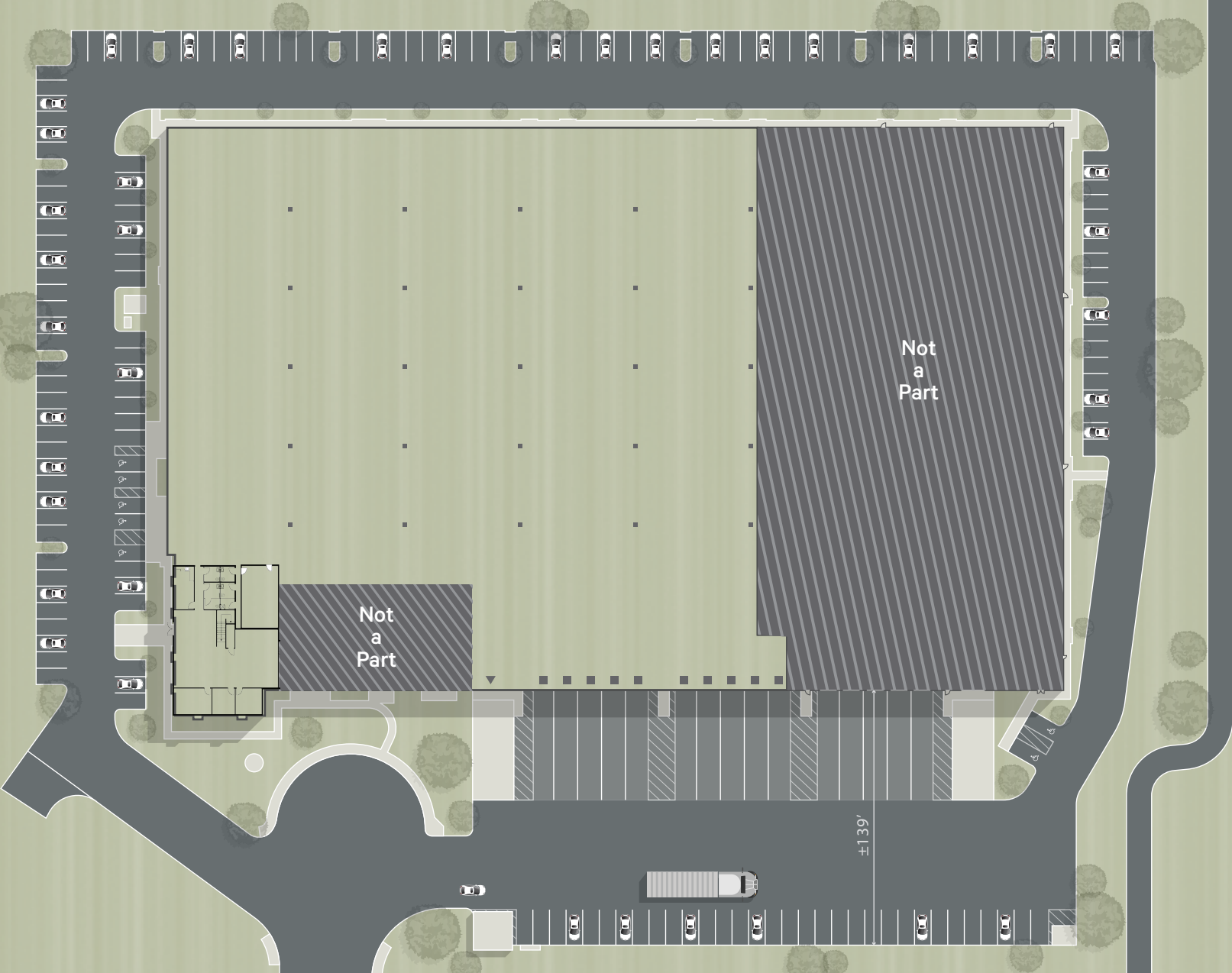


1.27:1,000 SF PARKING RATIO (±122 STALLS)

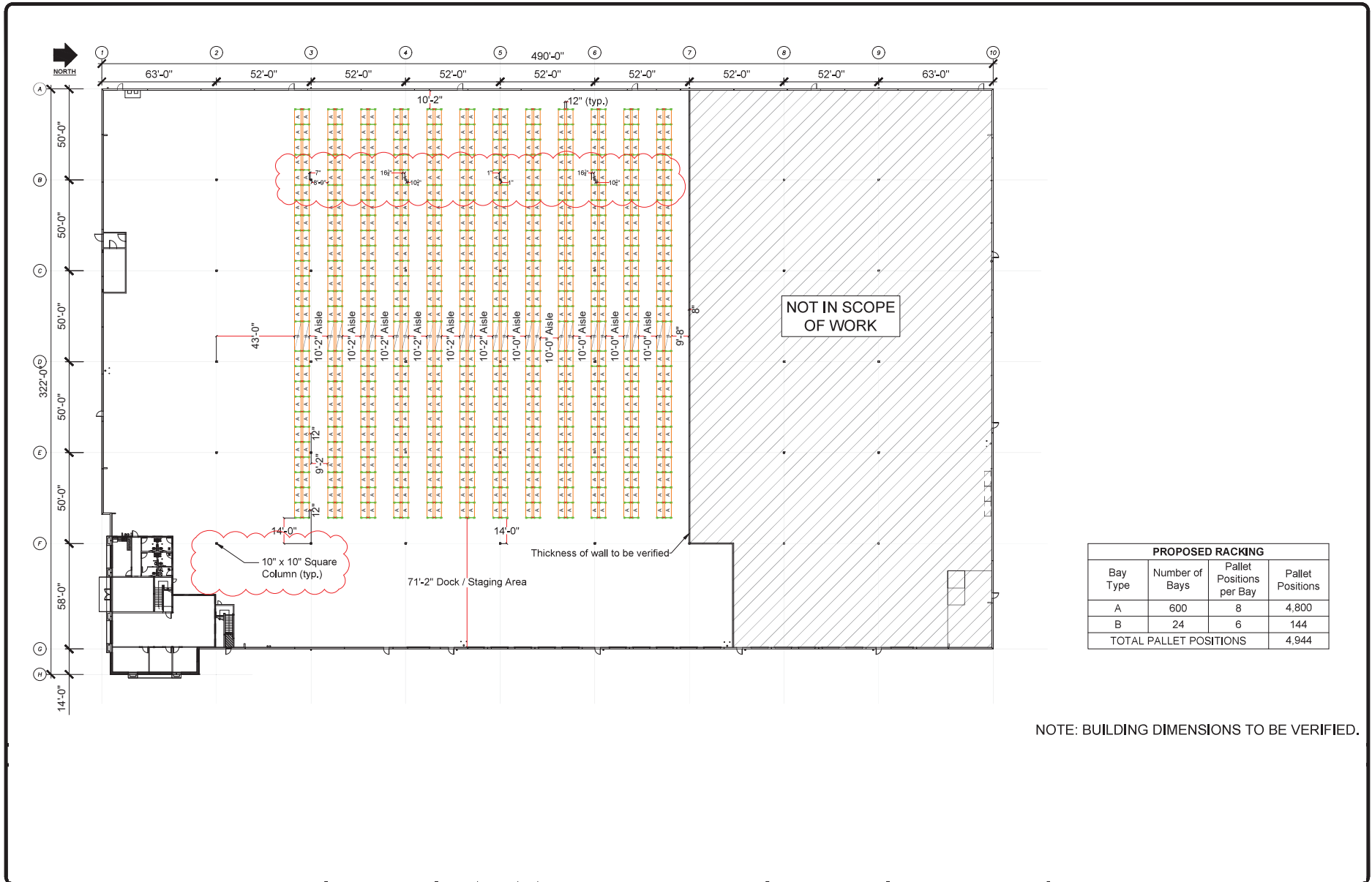


SUBLEASE TERM THROUGH 2/29/2032 (FLEXIBLE 3+ YEARS)

# Site Plan



# Racking Plan

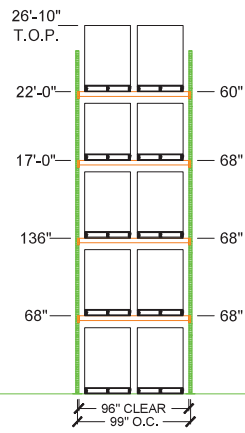


NOTE: BUILDING DIMENSIONS TO BE VERIFIED.

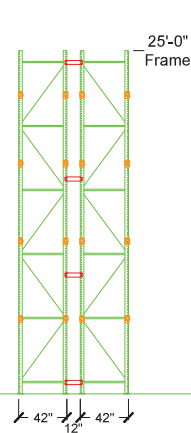
# Racking Elevation

32' Clear

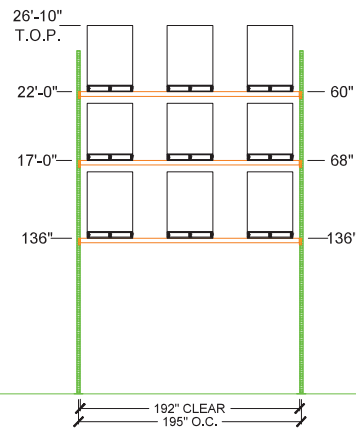
32' Clear



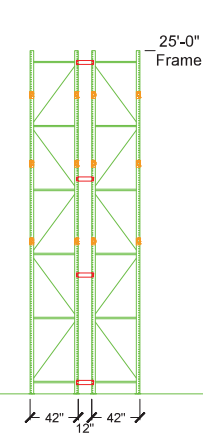
**Selective Rack**  
Type A Front View  
All Dims are T.O.B.



**Selective Rack**  
Type A Side View  
Double Row w/ 12"  
Row Spacers

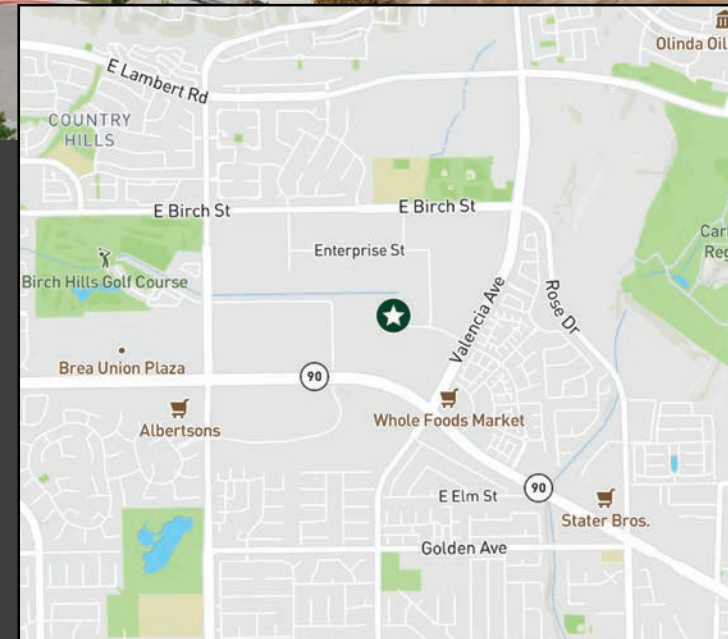


**Selective Tunnel Rack**  
Type B Front View  
All Dims are T.O.B.



**Selective Tunnel Rack**  
Type B Side View  
Double Row w/ 12"  
Row Spacers

NOTE: THE EXACT NUMBER OF ROW SPACERS ARE TO BE DETERMINED BY ENGINEERING.



**Ross Fippinger**

Executive Vice President  
+1 949 725 8481  
[ross.fippinger@cbre.com](mailto:ross.fippinger@cbre.com)  
Lic. 01353378

**Jake Marthens**

Senior Associate  
+1 949 725 8536  
[jake.marthens@cbre.com](mailto:jake.marthens@cbre.com)  
Lic. 02096966

© 2026 CBRE, Inc. All rights reserved. This information has been obtained from sources believed reliable but has not been verified for accuracy or completeness. You should conduct a careful, independent investigation of the property and verify all information. Any reliance on this information is solely at your own risk. CBRE and the CBRE logo are service marks of CBRE, Inc. All other marks displayed on this document are the property of their respective owners, and the use of such logos does not imply any affiliation with or endorsement of CBRE. Photos herein are the property of their respective owners. Use of these images without the express written consent of the owner is prohibited.