

Woodhaven Expressway
Byberry Road



Roosevelt Boulevard

Bennett Road

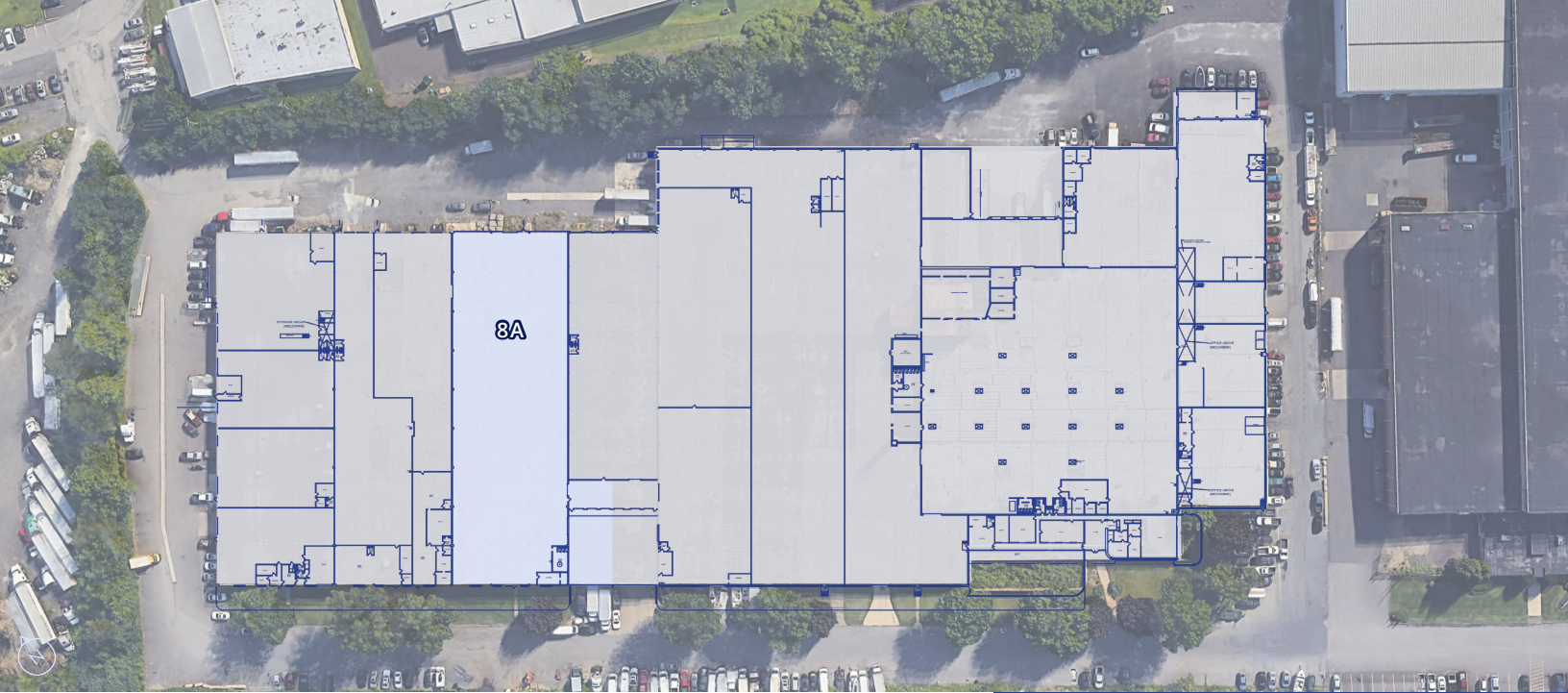


FOR LEASE

11500 Roosevelt Boulevard
Philadelphia, PA

33,150 SF Unit Available

Warehouse & Distribution Space with Highway Access



33,150
square feet available

Unit 8A

Square Feet	33,150 SF
Tailgate Docks	3 (interior)

Property Highlights



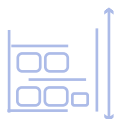
Zoned 1-2
Medium
Industrial



New
Institutional
Ownership



Natural Gas
Heating



16'
Clear



Easy Access to
US Rt 1, I-95 &
I-276



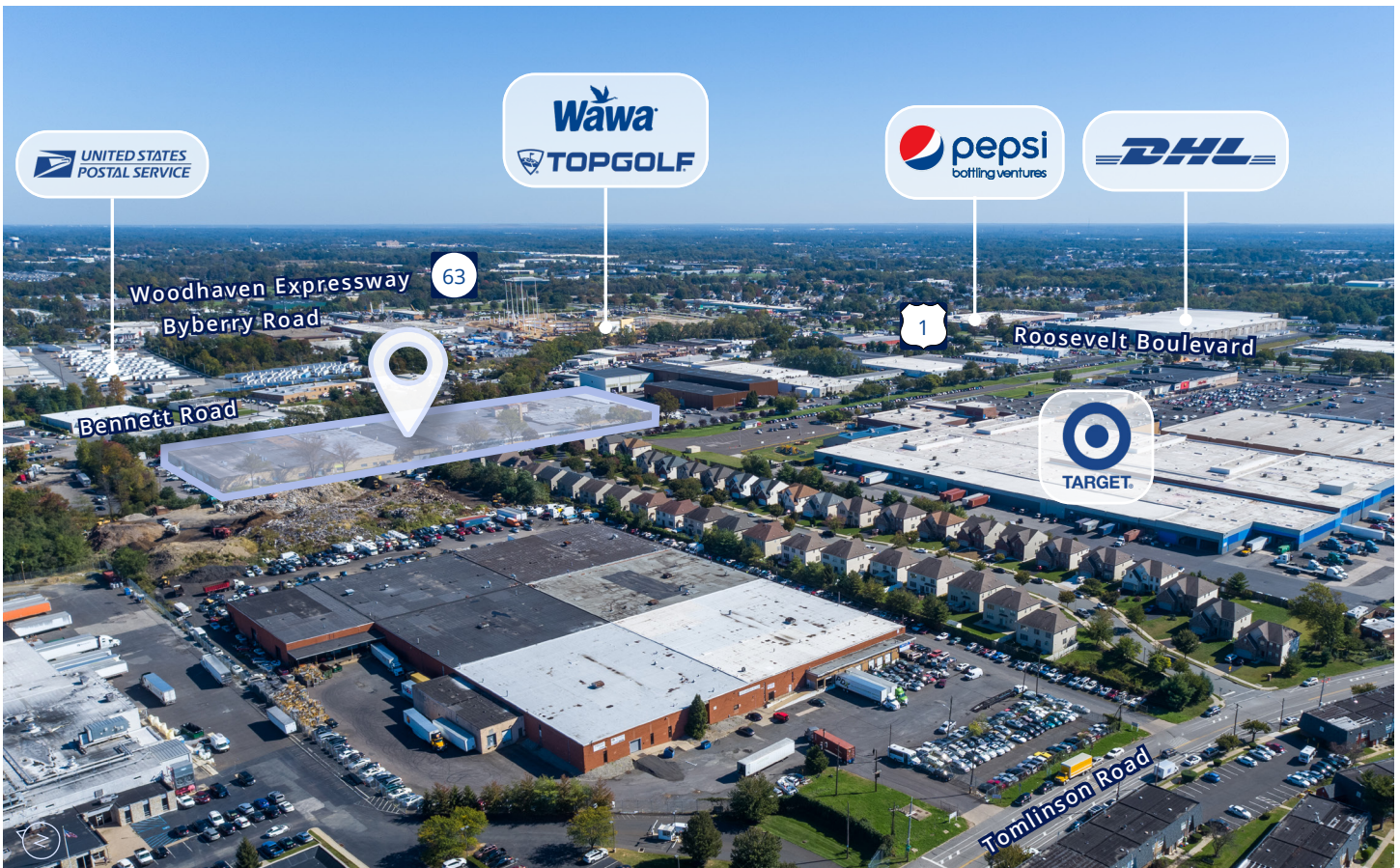
Heated and
Sprinklered
Warehouse

This document/email has been prepared by Colliers for advertising and general information only. Colliers makes no guarantees, representations or warranties of any kind, expressed or implied, regarding the information including, but not limited to, warranties of content, accuracy and reliability. Any interested party should undertake their own inquiries as to the accuracy of the information. Colliers excludes unequivocally all inferred or implied terms, conditions and warranties arising out of this document and excludes all liability for loss and damages arising there from. This publication is the copyrighted property of Colliers and /or its licensor(s). © 2024. All rights reserved. This communication is not intended to cause or induce breach of an existing listing agreement.

FOR LEASE

11500 Roosevelt Boulevard

Aerial Location



CONTACT US

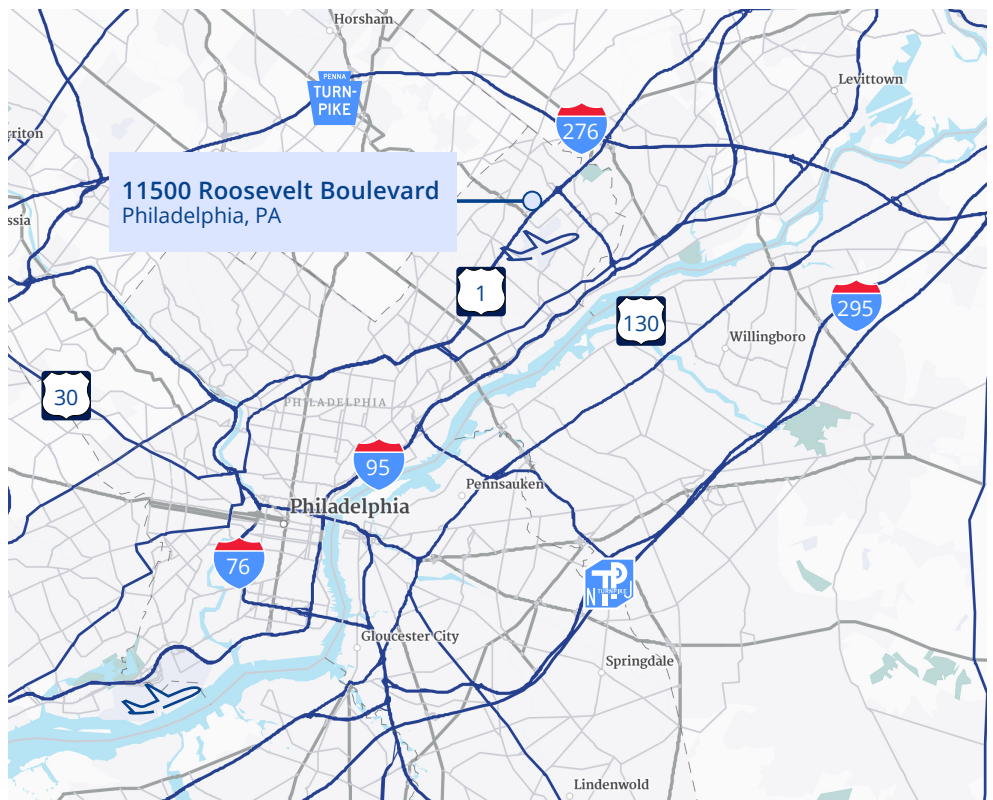
Richard Gorodesky, SIOR, MBA

Vice Chair
+1 215 460 5857
richard.gorodesky@colliers.com

Adam Gorodesky, CCIM

Vice President
+1 215 873 1718
adam.gorodesky@colliers.com

One Commerce Square
2005 Market Street, Suite 4010
Philadelphia, PA 19103
+1 214 925 4600
www.colliers.com/philadelphia



Colliers