



Main Street Portfolio

200-208, 222-236 W MAIN ST | ALHAMBRA, CA 91801

Downtown Alhambra Retail Porfolio

Rare Multi-Parcel Retail Offering in the Heart of Downtown Alhambra's Commercial Corridor





Main Street Portfolio

200-208, 222-236 W MAIN ST | ALHAMBRA, CA 91801

EXCLUSIVELY LISTED BY



BRANDON MICHAELS

Senior Managing Director Investments
Senior Director, National Retail Group
Tel: 818.212.2794
brandon.michaels@marcusmillichap.com
CA License: 01434685



EMIN GABRIMASSIHI

Associate
Tel: 818.212.2726
emin.gabrimassih@marcusmillichap.com
CA License: 02112980

BMG TEAM

STEVEN SCHECHTER

Managing Director Investments
CA License: 01089464



TABLE OF CONTENTS —

04

Executive Summary

08

Investment Highlights

16

Location Overview

22

Financial Analysis

EXECUTIVE SUMMARY —

Signalized Corner Location *with More Than 24,000 Vehicles Per Day* and Immediate Access to Downtown Alhambra's *Retail, Dining, and Entertainment Amenities*

The Brandon Michaels Group of Marcus & Millichap, Millichap is pleased to present the Main Street Portfolio, a rare six-parcel retail assemblage totaling 30,477 square feet situated on 30,638 square feet of land in the heart of Downtown Alhambra. Positioned at the signalized southwest corner of Main Street and South 2nd Street, the portfolio occupies a prominent location within the city's primary commercial corridor, benefiting from exceptional visibility, pedestrian activity, and traffic counts exceeding 24,000 vehicles per day.

The portfolio is currently 91.8% occupied by a diverse mix of neighborhood-serving and experiential tenants, including restaurants, cafés, educational uses, personal services, and childcare operators. Combined with a Walk Score of 94, the property benefits from strong daily foot traffic and direct access to the surrounding retail, dining, residential, and civic amenities that define Downtown Alhambra.

PROPERTY HIGHLIGHTS

\$8,200,000

Price

7.01%

CAP Rate

\$269

Price/SF Building

Building Size	30,477 SF
Lot Size	30,638 SF
Price/SF	\$268
Year Built	1911 - 1924
Parking	28 Spaces (0.92 / 1,000)
Zoning	CBD/DRD*



EXECUTIVE SUMMARY —

Rare **Multi-Parcel Retail Portfolio** *in the Heart of Downtown Alhambra's Premier Commercial Corridor*

The portfolio offers investors a unique combination of immediate cash flow and long-term optionality. Currently generating more than \$653,000 in annual rental income, the asset benefits from a diversified tenant roster, contractual annual rent increases, and a location that has historically supported strong occupancy.

Unlike many urban retail investments, the offering consists of six separate parcels with a short-term lease profile across much of the tenancy. This structure provides future flexibility to reposition space, recapture units for owner occupancy, selectively dispose of individual parcels, or pursue a long-term hold strategy within one of the San Gabriel Valley's most established downtown commercial districts.

With limited competing supply, significant Main Street frontage, and a highly visible corner location, the portfolio represents a rare opportunity to acquire scale and flexibility along Downtown Alhambra's premier retail corridor.

Average HH Income - 5 Miles

\$107,100

Walk Score

94

Traffic Counts

24,715 VPD

MONROVIA

SAN GABRIEL




DOLLAR TREE




  
the Habit BURGER GRILL  Burlington




Applebee's GRILL + BAR


Days Inn BY WYNDHAM

 
STARBUCKS COFFEE

 
Young's Kitchen 


PAYKE U.S. GYMNASTICS ACADEMY

 Main Street
200-208-222-236 MAIN

S 2ND ST

W MAIN ST (24,713 UPD)

8
Eight

et Portfolio
ST | ALHAMBRA, CA 91801



ALHAMBRA
COURT HOUSE



INVESTMENT HIGHLIGHTS —

Stable *In-Place Income* with *Future Flexibility*

Multi-Parcel Street Retail Portfolio

30,477 square feet of retail space situated on six parcels totaling 30,638 square feet in the heart of Downtown Alhambra's premier commercial corridor.

Strong In-Place Cash Flow

Currently 91.8% occupied and generating approximately \$653,000 in annual rental income from a diverse roster of neighborhood-serving and experiential tenants.

Signalized Corner Location

Prominently positioned at the southwest corner of Main Street and South 2nd Street, benefiting from exceptional visibility, strong pedestrian activity, and traffic counts exceeding 24,000 vehicles per day.

Contractual Rent Growth

The majority of tenants are subject to annual rent increases, providing built-in revenue growth and protection against inflation.

Expense Recovery Schedule

Most ground-floor tenants reimburse a portion of common area expenses, helping offset operating costs and support long-term income durability.





INVESTMENT HIGHLIGHTS —

Multiple Paths *to Value* *Creation*

Multi-Parcel Configuration

The portfolio consists of six separate parcels, creating flexibility rarely found within Downtown Alhambra's tightly held Main Street corridor.

Short-Term Lease Profile

Many tenants operate on short-term leases, providing future flexibility to recapture space, reposition tenancy, or adjust rents as leases mature.

Diverse Building Sizes & Uses

The portfolio includes multi-tenant retail buildings, restaurant space, service-oriented retail, educational uses, and a partially vacant second-floor component, creating multiple leasing and ownership strategies.

Selective Disposition Potential

The parcel-by-parcel configuration may provide future opportunities for selective disposition, strategic hold periods, or portfolio restructuring.

Front & Rear Access

Each parcel benefits from both Main Street frontage and rear alley access, enhancing tenant functionality, operational efficiency, and customer accessibility.





Main Street Portfolio
200-208, 222-236 MAIN ST | ALHAMBRA, CA 91801



Logos for local businesses: Yanyan's Kitchen, 38 Alhambra, CA, and DHANA.

DOWNTOWN LA



INVESTMENT HIGHLIGHTS —

Located Along One of the *San Gabriel Valley's Most Established Main Street Districts*

Downtown Alhambra Main Street District

The portfolio is positioned along Main Street, the historic and economic heart of Downtown Alhambra. Known for its vibrant collection of restaurants, cafés, specialty retailers, personal services, and local businesses, Main Street serves as one of the San Gabriel Valley's most established pedestrian-oriented commercial corridors. The district continues to attract residents and visitors alike, creating a dynamic environment that supports a wide variety of retail and service-oriented tenants.





INVESTMENT HIGHLIGHTS

Dense Retail & Dining Environment

The immediate area benefits from a strong mix of national retailers, regional operators, and local businesses that collectively drive daily traffic and consumer activity throughout the corridor. Nearby destinations including Costco, Target, Sprouts Farmers Market, Starbucks, Regal Edwards Theatres, and numerous independent restaurants reinforce Downtown Alhambra's position as a regional shopping and dining destination.

Strategic Infill Los Angeles Location

Located approximately nine miles east of Downtown Los Angeles, the property benefits from immediate access to Interstate 10 and Interstate 710, providing convenient connectivity throughout the San Gabriel Valley and greater Los Angeles region. Combined with the area's dense residential population, walkable street network, and established retail identity, the location continues to support long-term demand from both tenants and consumers.



Vibrant.
Urban.
Central.

INVESTMENT HIGHLIGHTS —

Six Individual Parcels *with Multiple Ownership Strategies*

Six Separately Configured Parcels Create a Highly Flexible Investment Opportunity within One of the San Gabriel Valley's Most Established Retail Corridors.

- **200-208 W Main Street** – A 15,729 SF property that is 100% occupied, featuring 13,629 SF of street-front retail and an additional 2,100 SF of second-floor rentable area, situated on 13,387 SF of land with 12 on-site parking spaces.
- **222 W Main Street** – A 1,250 SF single-tenant restaurant situated on 3,499 SF of land, with five (5) rear parking spaces, currently leased to Daily Burger through January 31, 2029.
- **224 W Main Street** – A 2,500 SF single-tenant retail building occupied by a music instruction operator, situated on a 3,450 SF parcel with two (2) on-site parking spaces.
- **228 W Main Street** – An 8,778 SF two-story asset with 6,278 SF of ground-floor retail leased to a daycare facility through June 30, 2033, and 2,500 SF of vacant second-floor space, positioned on 6,901 SF of land with five (5) rear parking spaces.
- **236 W Main Street** – A 2,220 SF single-tenant restaurant located on 3,451 SF of land with four (4) parking spaces, currently awaiting final approvals from the City of Alhambra prior to opening.

Each parcel benefits from front and rear access, with additional convenience provided by 32 city-owned parking spaces located along the rear alley, supporting higher-intensity uses and enhancing tenant and patron accessibility.





236
W MAIN ST

228
W MAIN ST

224
W MAIN ST

222
W MAIN ST

208
W MAIN ST

200
W MAIN ST

LOCATION OVERVIEW


Alhambra, *California*

Alhambra is a dense, infill San Gabriel Valley city centrally located east of Downtown Los Angeles and recognized for its vibrant Main Street commercial district. The city's downtown core has historically served as a focal point for dining, retail, and service-oriented businesses, and continues to benefit from city-led revitalization efforts, a pedestrian-friendly layout, and a strong sense of place.



Main Street Portfolio

200-208, 222-236 W MAIN ST | ALHAMBRA, CA 91801





Downtown Alhambra, often referred to as the “Alhambra Mosaic”, is organized around Main Street and Garfield Avenue and is characterized by a diverse collection of restaurants, cafés, boutique retail, and neighborhood-serving services. This concentration of amenities, combined with regular community programming and events, reinforces Main Street as a destination corridor rather than a purely pass-through retail strip.

The area’s walkable urban fabric is supported by convenient regional access. Alhambra is well connected to the greater Los Angeles area via Interstates 10 and 710, allowing for efficient access to Downtown Los Angeles, the western San Gabriel Valley, and surrounding employment centers. These transportation linkages, paired with the district’s pedestrian orientation, support sustained tenant demand from both neighborhood-serving and experiential retail operators.

The subject portfolio’s position along Alhambra’s Main Street places it squarely within the city’s primary commercial spine, benefiting from the corridor’s established retail identity, steady foot traffic, and amenity-rich environment. This location supports long-term relevance for food, service, and experiential tenants seeking visibility and connectivity within one of the San Gabriel Valley’s most established downtown districts.




OLD TOWN PASADENA

4.1 MILES FROM THE SUBJECT PROPERTY




GLENDALE

11.4 MILES FROM THE SUBJECT PROPERTY




DOWNTOWN LA

9.3 MILES FROM THE SUBJECT PROPERTY



DODGER STADIUM

10.0 MILES FROM THE SUBJECT PROPERTY



DEMOGRAPHICS —

Highly Affluent *Alhambra, CA Submarket*

Strong Population Base

The area supports a large and growing consumer base, with approximately 43,400 residents within 1 mile, expanding to 249,700 within 3 miles and over 654,500 within a 5-mile radius. Household counts also increase significantly from 16,300 to 224,700, providing a broad customer and workforce pool.

Affluent and Stable Demographics

Residents in the surrounding trade area demonstrate solid purchasing power, with average household incomes ranging from \$95,000 to \$109,300 and median household incomes between \$73,600 and \$83,400. The median age remains around 41 years old, reflecting a mature and economically active population.

Dense Residential & Business Presence

The market features a strong mix of residential and commercial activity, with renter households outnumbering owner-occupied households across the trade area. Additionally, the area is supported by approximately 1,800 businesses within 1 mile, growing to nearly 38,900 businesses within 5 miles, creating a dynamic environment for retail, service, and employment opportunities.

Demographics

	1 Mile	3 Mile	5 Mile
Population	43,400	249,700	654,500
Households	16,300	85,700	224,700
Average Household Size	2.6	2.8	2.8
Median Age	40.8	42.7	40.9
Owner Occupied Households	4,600	3,700	96,400
Renter Occupied Households	11,200	45,800	120,200
Average Household Income	\$95,000	\$109,300	\$107,100
Median Household Income	\$73,600	\$83,400	\$81,000
Businesses	1,800	12,500	38,900



Population



654,500

Total Population
within a 5-mile radius



40.7

Median Age
within a 5-mile radius



48.7%

Male



51.3%

Female

Education



18%

Some High School



20%

Some College



24%

Bachelor's Degree



14%

Graduate Degree

FINANCIAL ANALYSIS —

Rent Roll & *Mark-to-Market Schedule*

ADDRESS	UNIT	TENANT	SF	FLOOR	% OF TOTAL	LEASE START	LEASE EXPIRATION
200 W Main	7-9	Bon Appetea Café	1,460	1	4.8%	1/24/2020	1/31/2030
200 W Main	11	Music Lessons	1,974	1	6.5%	8/8/2022	12/7/2025
200 W Main	200	International Academy of Cosmetology	7,070	1	23.2%	7/1/2022	12/31/2027
208 W Main	208	L'Meida Hair Studio	625	1	2.1%	1/1/2020	12/31/2025
208 W Main	210	Kai He and Shixin Zhang	625	1	2.1%	8/1/2025	7/31/2028
208 W Main	214	Game Arcade	1,875	1	6.2%	1/15/2022	8/14/2027
208 W Main	212-A	Khanh Van Luu	1,000	2	3.3%	7/1/2012	MTM
208 W Main	212-B	Darlene Lara	900	2	3.0%	9/1/2013	MTM
208 W Main	212-C	Lixin Liu and Lindsey Nicole Armstrong	200	2	0.7%	2/15/2020	MTM
222 W Main	222	Daily Burger	1,250	1	4.1%	2/10/2021	1/31/2029
224 W Main	224-226	Music Lessons	2,500	1	8.2%	11/1/2022	4/30/2026
228 W Main	230	Little Dimples Playground	6,278	1	20.6%	7/1/2023	6/30/2033
228 W Main	234	Vacant	2,500	2	8.2%		
236 W Main	236	Restaurant Pending City Approvals	2,220	1	7.3%	11/1/2023	10/31/2028
Total / Weighted Average			30,477		100%		

*All ground floor tenants are responsible to pay a CAM reimbursement of \$0.50/SF/Month, except Unit 200 (International Academy of Cosmetology) paying \$0.32/SF/Month in CAMs



RENT	RENT/SF	INCREASES	OPTIONS	TIME AT CENTER	TERM REMAINING	LEASE TYPE	PF RENT	/SF	TYPE
\$3,633.17	\$2.49	3% Annual	1x	6.38 Year(s)	3.64 Year(s)	MG*	\$3,633.17	\$2.49	MG*
\$3,666.96	\$1.86	3% Annual	1x	3.84 Year(s)	-0.51 Year(s)	MG*	\$3,948.00	\$2.00	NNN
\$9,834.54	\$1.39	3% Annual	1x	3.95 Year(s)	1.56 Year(s)	MG*	\$9,834.54	\$1.39	MG*
\$1,262.82	\$2.02	3% Annual	1x	6.45 Year(s)	-0.44 Year(s)	MG*	\$1,562.50	\$2.50	NNN
\$1,570.80	\$2.51	3% Annual	1x	0.86 Year(s)	2.14 Year(s)	MG*	\$1,570.80	\$2.51	MG*
\$4,097.73	\$2.19	3% Annual	1x	4.41 Year(s)	1.18 Year(s)	MG*	\$4,097.73	\$2.19	MG*
\$1,492.57	\$1.49	3% Annual	1x	13.95 Year(s)	0.00 Year(s)	Gross	\$1,492.57	\$1.49	Gross
\$1,432.86	\$1.59	3% Annual	1x	12.78 Year(s)	0.00 Year(s)	Gross	\$1,432.86	\$1.59	Gross
\$877.90	\$4.39	3% Annual	1x	6.32 Year(s)	0.00 Year(s)	Gross	\$877.90	\$4.39	Gross
\$3,798.60	\$3.04	3% Annual	1x	5.33 Year(s)	2.64 Year(s)	MG*	\$3,798.60	\$3.04	MG*
\$4,753.37	\$1.90	3% Annual	1x	3.61 Year(s)	-0.12 Year(s)	MG*	\$5,000.00	\$2.00	NNN
\$13,320.66	\$2.12	3% Annual	1x	2.95 Year(s)	7.06 Year(s)	MG*	\$13,320.66	\$2.12	MG*
\$-	\$0.00						\$3,750.00	\$1.50	Gross
\$4,710.40	\$2.12	3% Annual	1x	2.61 Year(s)	2.39 Year(s)	MG*	\$4,710.40	\$2.12	MG*
\$54,452.38	\$1.95			5.65 Year(s)	1.50 Year(s)		\$59,029.73	\$1.94	

FINANCIAL ANALYSIS

Operating Expenses

EXPENSE	CURRENT	PER SF	PROFORMA	PER SF
Property Taxes**	\$102,500	\$3.36/SF	\$102,500	\$3.36/SF
Management	\$26,137	\$0.86/SF	\$28,334	\$0.93/SF
200-214 - Insurance	\$17,443	\$0.57/SF	\$17,443	\$0.57/SF
200-214 - R&M	\$24,349	\$0.80/SF	\$24,349	\$0.80/SF
200-214 - Utilities	\$15,929	\$0.52/SF	\$15,929	\$0.52/SF
222-236 - Insurance	\$9,102	\$0.30/SF	\$9,102	\$0.30/SF
222-236 - R&M	\$1,293	\$0.04/SF	\$1,293	\$0.04/SF
222-236 - Utilities	\$5,014	\$0.16/SF	\$5,014	\$0.16/SF
CAM Cleaning	\$13,636	\$0.45/SF	\$13,636	\$0.45/SF
Supplies	\$2,839	\$0.09/SF	\$2,839	\$0.09/SF
Total Expenses:	\$218,243	\$7.16	\$220,440	\$7.23
Expenses / SF / Month:		\$0.60		\$0.60

PROPERTY SNAPSHOT

Building SF	30,477 SF
Lot Size	30,638 SF
Year Built	1911 - 1924
Zoning	CBD/DRD*
Parking	28 Spaces · 0.92 / 1,000
Traffic Counts	24,713 VPD
Cross Streets	W Main St & S 2nd St



FINANCIAL ANALYSIS

Operating Data

INCOME	CURRENT		PROFORMA
Scheduled Lease Income:	\$653,429		\$708,357
CAM Reimbursement:	\$139,842		\$146,129
Additional Income:	\$0		\$0
Effective Gross Income:	\$793,271		\$854,486
Vacancy:	\$0	5%	\$42,724
Expenses:	\$218,243		\$220,440
Net Operating Income:	\$575,028		\$591,322

CURRENT CAP RATE	PROFORMA CAP	PRICE / SF	PRICE / SF LAND
7.01%	7.21%	\$269	\$268

IN-PLACE NOI \$575K 7.01% going-in cap	STABILIZED NOI \$591K 7.21% stabilized cap	NOI GROWTH +2.78% mark-to-market + NNN
--	--	--

Proforma reflects a reset of in-place rents to market and conversion of predominantly gross leases to triple-net as leases roll, capturing both rent growth and expense recovery. Property taxes reflect reassessment at 1.25% of purchase price upon sale.





Main Street Portfolio

200-208, 222-236 W MAIN ST | ALHAMBRA, CA 91801

Marcus & Millichap
BRANDON MICHAELS
GROUP

CONFIDENTIALITY AND DISCLAIMER

The information contained in the following Marketing Brochure is proprietary and strictly confidential. It is intended to be reviewed only by the party receiving it from Marcus & Millichap and should not be made available to any other person or entity without the written consent of Marcus & Millichap. This Marketing Brochure has been prepared to provide summary, unverified information to prospective purchasers, and to establish only a preliminary level of interest in the subject property. The information contained herein is not a substitute for a thorough due diligence investigation. Marcus & Millichap has not made any investigation, and makes no warranty or representation, with respect to the income or expenses for the subject property, the future projected financial performance of the property, the size and square footage of the property and improvements, the presence or absence of contaminating substances, PCB's or asbestos, the compliance with State and Federal regulations, the physical condition of the improvements thereon, or the financial condition or business prospects of any tenant, or any tenant's plans or intentions to continue its occupancy of the subject property. The information contained in this Marketing Brochure has been obtained from sources we believe to be reliable; however, Marcus & Millichap has not verified, and will not verify, any of the information contained herein, nor has Marcus & Millichap conducted any investigation regarding these matters and makes no warranty or representation whatsoever regarding the accuracy or completeness of the information provided. All potential buyers must take appropriate measures to verify all of the information set forth herein. Marcus & Millichap is a service mark of Marcus & Millichap Real Estate Investment Services, Inc. © 2023 Marcus & Millichap. All rights reserved.

NON-ENDORSEMENT NOTICE

Marcus & Millichap is not affiliated with, sponsored by, or endorsed by any commercial tenant or lessee identified in this marketing package. The presence of any corporation's logo or name is not intended to indicate or imply affiliation with, or sponsorship or endorsement by, said corporation of Marcus & Millichap, its affiliates or subsidiaries, or any agent, product, service, or commercial listing of Marcus & Millichap, and is solely included for the purpose of providing tenant lessee information about this listing to prospective customers.