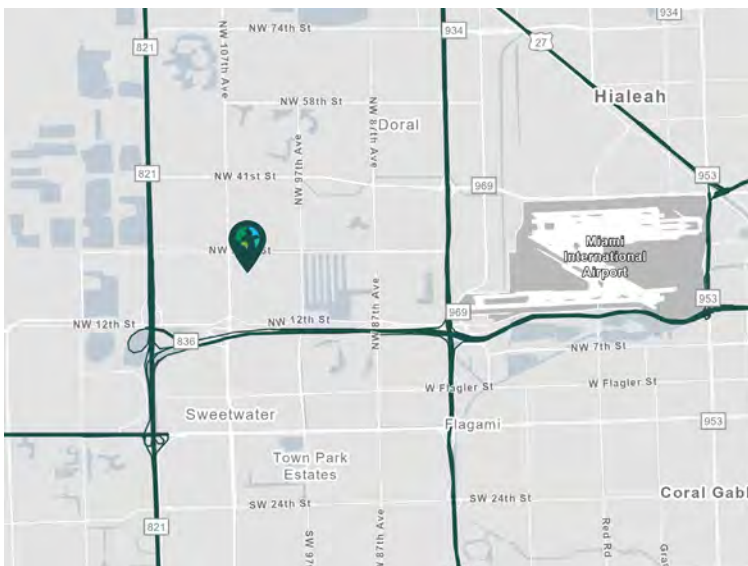


33,414 SF

**10300 NW 19th Street
Doral, FL 33172**

Prologis International Corporate Park 15



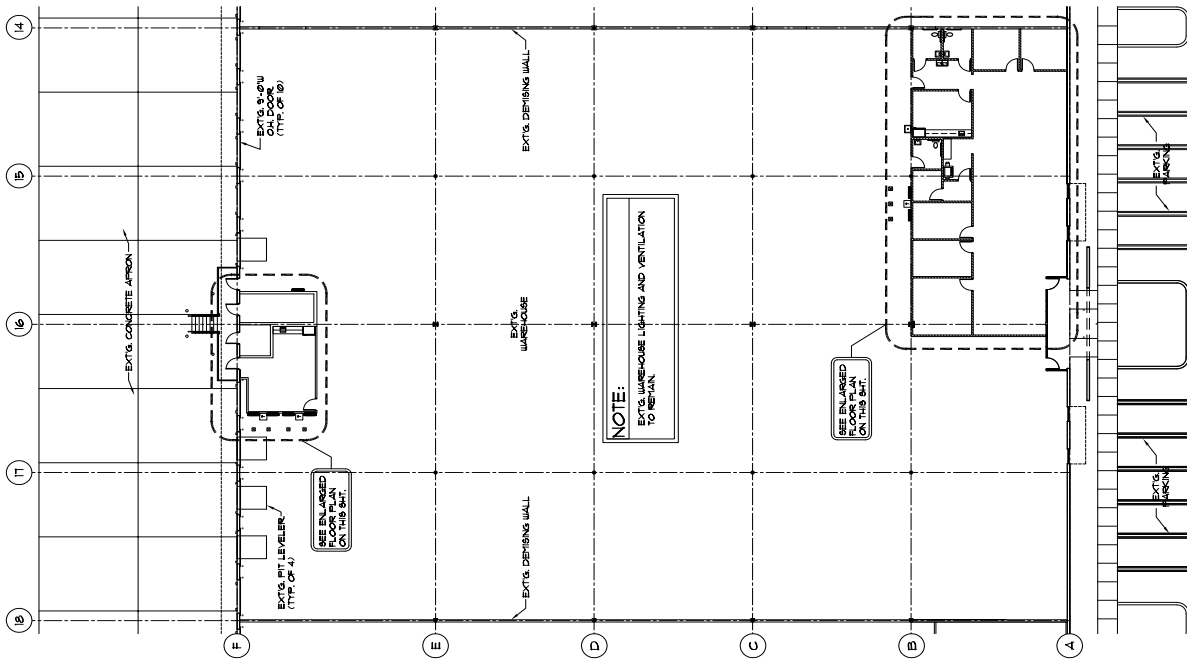
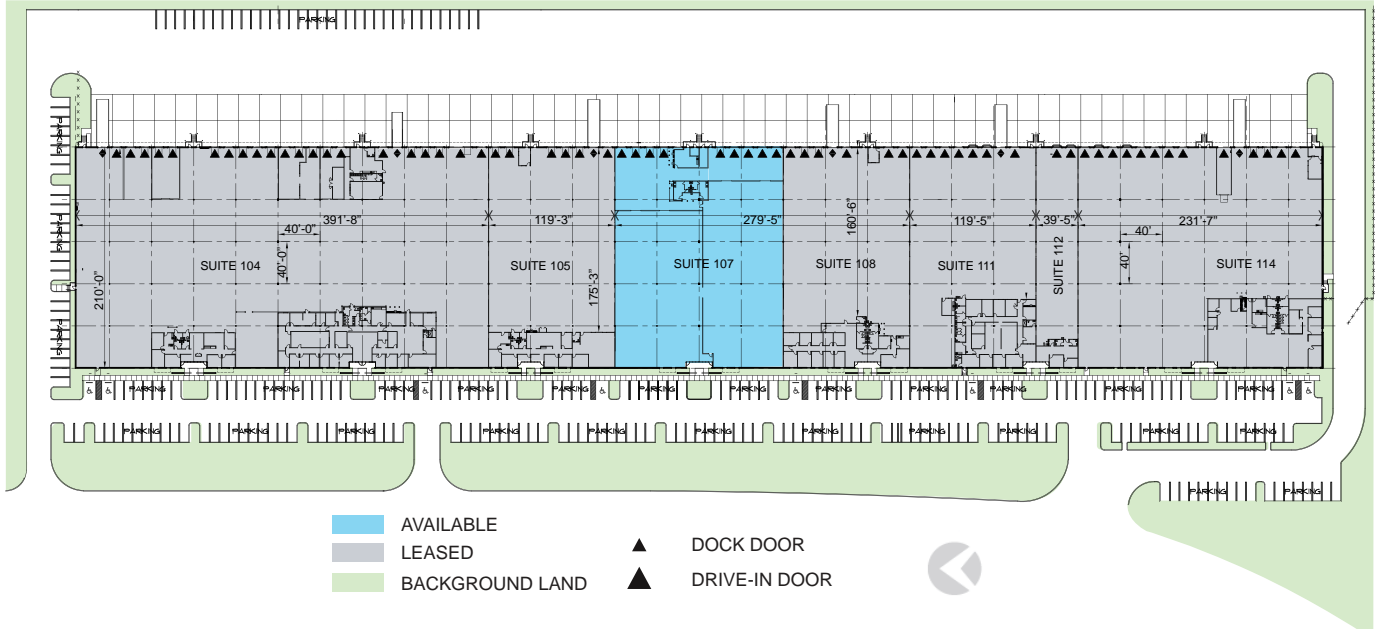
- International Corporate Park is a premier business park located within the Airport West submarket
- Easy access to Miami International Airport and PortMiami
- Direct access to SR 836 (Dolphin Expressway), with easy access to SR 826 (Palmetto Expressway)

Property Features

Available Space	33,414 SF
Warehouse SF	30,292 SF
Office SF	3,122 SF
Clear Height	24'
Dock Doors	10 dock high doors
Pit Levelers	4 pit levelers 1 edge of dock leveler
Column Spacing	40' x 40'
Truck Court	130' non-shared
Loading	Rear loading
Available	Immediately



Unlock the full potential of your warehouse with one strategic, single-source partner.



CBRE
David Albert
 david.albert@cbre.com
 ph +1 305 519 4401

CBRE
Mateo Coman
 mateo.coman@cbre.com
 ph +1 810 626 8613

Prologis
Diana T. Escobar
 descobar@prologis.com
 ph + 1 786 960 2121
 prologis.com

Prologis
Barbara Mantecon
 bmantecon@prologis.com
 ph: +1 305 793 9369
 prologis.com